



University of Colorado

Boulder | Colorado Springs | Denver | Anschutz Medical Campus

2011 Answer Book



Office of the Vice President for Budget & Finance

Institutional Research

Table of Contents

ABOUT CU	3
CU History	4
CU Governance	5
Campus Role and Mission	7
CU STUDENTS	8
Headcount Enrollment Summary	9
Headcount Enrollment Detail	10
Student FTE	12
New Undergraduates	13
Undergraduate Transfers	14
Retention and Graduation	15
Degrees Awarded	16
Student Achievement	17
Student Satisfaction	18
CU FACULTY AND STAFF	19
Faculty and Staff Headcount	20
Distinguished Professors	21
President's Teaching Scholars	23
CU RESEARCH	25
Sponsored Research Awards	26
NSF Rankings	27
CU FINANCIAL INFORMATION	28
FY 2010 Budget	29
Capital Assets	30
Cost of Attendance	32
Financial Aid	33
Bond Rating	34

About CU



CU History

CU Governance

Campus Role and Mission

CU History

The University of Colorado dates back to the early days of Colorado. At its first session in 1861, the Colorado territorial legislature passed an act providing for the creation of a university in Boulder. To establish the university, the legislature appropriated \$15,000, which was matched by Boulder residents. The Civil War delayed the formal founding of the university until 1876, the year Colorado became a state. The doors to Old Main opened on September 5, 1877. Old Main still stands and is used by many members of the university community.

CU has grown dramatically since its early days. It is now a system with four distinct campuses: Boulder, Colorado Springs, and Denver and the Anschutz Medical Campus. In 1974 the Board of Regents officially established the CU System, led by a president, with each campus led by a chancellor. The Colorado Springs campus began in the 1920s as an extension center for the Boulder campus. By the 1960s the extension center had grown to more than 1,200 students. A gift of the land and buildings of the Cragmor Sanatorium provided a permanent site for the campus, and in 1965, the extension center became the University of Colorado at Colorado Springs. The Denver Campus also began as an extension site, first offering courses from Boulder in 1912. It became an official extension center in 1957 with authority to grant degrees, and then became an autonomous CU campus in 1974. It shares the Auraria campus with the Community College of Denver and Metropolitan State College of Denver. The health sciences center began on the Boulder campus in 1883, but moved to Denver in 1925. It also became an autonomous CU campus and eventually outgrew its Denver space. In 1995 the federal government decommissioned the U.S. Army Medical Garrison at Fitzsimons in Aurora and conveyed the property to the university. The health sciences center subsequently began the move to what is now known as the Anschutz Medical Campus. In 2004, the Denver and health sciences campuses merged to form one institution, although they maintain their separate locations and unique roles in the CU system.

Today, more than 57,000 students and 9,500 instructional and research faculty members make CU the largest institution of higher education in the state. Over the years, CU has developed programs that have responded to the state's need for comprehensive baccalaureate and graduate education. It has also developed programs that are especially sensitive to the needs of the communities it serves. Boulder has strengths in science and engineering and is the only public university in the state to offer a law degree. Colorado Springs distinguishes itself in space and electronics research, which creates a mutually supportive relationship with some of the area's main industries. The Denver Campus offers programs in architecture and planning, business, and public administration that serve the needs of its urban population, and the Anschutz Medical Campus is recognized nationally for its research and teaching and for its outstanding outreach programs, which serve both urban and rural communities while contributing to the education of health sciences students.

CU Governance

The State of Colorado, through the governor's office and the legislature, provides oversight of the University of Colorado as a state institution. The 11-member Colorado Commission on Higher Education (CCHE) acts as a central policy and coordinating board for Colorado public higher education. Members are appointed by the governor and confirmed by the senate. One commissioner is appointed from each congressional district; four are appointed at large. The CCHE works in consultation with Colorado's eight governing boards of higher education to develop and implement legislative directives and statewide higher education policy. The University of Colorado is governed by a nine member Board of Regents, as established by the Colorado Constitution. Regents are constitutionally charged with the general supervision of the university and fiduciary insight. Board members serve staggered six-year terms. One member is elected from each of the state's seven congressional districts; two are elected at large.

Michael Carrigan, Denver (District 1); term expires January 2017

Joseph Neguse, Boulder (District 2); term expires January 2015

Tilman "Tillie" Bishop, Grand Junction (District 3); term expires January 2013

Sue Sharkey, Windsor (District 4); term expires January 2017

Kyle Hybl, Colorado Springs (District 5); term expires January 2013

James E. Geddes, Sedalia (District 6); term expires January 2015

Monisha Merchant, Lakewood (District 7); term expires January 2015

Steve Bosley, Louisville (at large); term expires January 2017

Stephen Ludwig, Aurora (at large); term expires January 2013

It is a guiding principle of the shared governance recognized by the Board of Regents that the faculty and the administration collaborate in major decisions affecting the academic welfare of the university. The faculty takes the lead in decisions concerning selection of new faculty. The administration takes the lead in establishing university priorities and managing matters of accountability, internal operations, and external relations of the university. In every case, the faculty and the administration participate in the governance and operation of the university as provided by and in accordance with the laws and policies of the Board of Regents and the laws and regulations of the State of Colorado.

Administration

President Bruce D. Benson is the principal executive officer of the CU System and carries out the policies and programs established by the Board of Regents.

Other key administrative officers of the CU System include:

Kelly Fox, Vice President for Budget and Finance and Chief Financial Officer

Leonard Dinegar, Vice President for Administration and Chief of Staff

Daniel Wilkerson, Vice President and University Counsel

Tanya Mares Kelly-Bowry, Vice President for Government Relations

Lilly Marks, Vice President for Health Affairs

Kathleen Bollard, Associate Vice President for Academic Affairs

CU Governance (continued)

Faculty

The Faculty Council is the representative governing body of the Faculty Senate. The chair or other designated representative of the Faculty Council is the spokesperson for the faculty when addressing the Board of Regents on matters of importance to shared governance.

Mark Malone, Chair
John Wyckoff, Vice Chair
Skip Hamilton, Secretary

Staff

The University of Colorado Staff Council serves as the university-wide representative body for communicating to the administration and Board of Regents matters of concern to exempt professionals and classified staff employees on all campuses.

Lori Krug and **Miranda Carbaugh**, Co-Chairs
Vacant, Vice Chair
Tina Collins, Treasurer
Dana Drummond, Secretary

Students

The Intercampus Student Forum serves as the university-wide representative body for communicating to the administration and Board of Regents matters of concern to the students on all campuses.

John Kroll, Chair

Role and Mission of CU Campuses

Each of the CU campuses is accredited by the Higher Learning Commission of the North Central Association of Colleges and Schools and plays a distinct and complementary role within the CU System. The roles and missions of Colorado's public institutions are recorded in the State Statutes.

University of Colorado at Boulder

The Boulder campus of the University of Colorado shall be a comprehensive graduate research university with selective admission standards. The Boulder campus of the University of Colorado shall offer a comprehensive array of undergraduate, master's, and doctoral degree programs. . . (CRS: 23-20-101(1)(a))

University of Colorado at Colorado Springs

The Colorado Springs campus of the University of Colorado shall be a comprehensive baccalaureate and specialized graduate research university with selective admission standards. The Colorado Springs campus shall offer liberal arts and sciences, business, engineering, health sciences, and teacher preparation undergraduate degree programs, and a selected number of master's and doctoral degree programs. . . (CRS: 23-20-101(1)(c))

University of Colorado Denver

The Denver campus of the University of Colorado shall be an urban comprehensive undergraduate and graduate research university with selective admission standards. The Denver campus shall offer baccalaureate, master's, and a limited number of doctoral degree programs, emphasizing those that serve the needs of the Denver metropolitan area. . . (CRS: 23-20-101(1)(b))

University of Colorado Anschutz Medical Campus

The Health Sciences Center campus of the University of Colorado shall offer specialized baccalaureate, first-professional, master's, and doctoral degree programs in health-related disciplines and professions. It shall be affiliated with the University of Colorado Hospital and other health care facilities that offer settings for education, clinical practice, and basic and applied research. . . (CRS: 23-20-101(1)(d))

CU Students



Headcount Enrollment Summary

Headcount Enrollment Detail

Student FTE

New Undergraduates

Undergraduate Transfers

Retention and Graduation

Degrees Awarded

Student Achievement

Student Satisfaction

University of Colorado Fall 2010 Headcount Enrollment Summary

Based on census date enrollment

Campus	Undergraduate		Graduate		Total	
	N	%	N	%	N	%
CU Total	42,459	74.0%	14,902	26.0%	57,361	100.0%
Resident	32,213	75.9%	11,858	79.6%	44,071	76.8%
Non-Resident	10,246	24.1%	3,044	20.4%	13,290	23.2%
Boulder	25,200	83%	5,302	17%	30,502	100%
Resident	16,571	65.8%	3,534	66.7%	20,105	65.9%
Non-Resident	8,629	34.2%	1,768	33.3%	10,397	34.1%
Colorado Springs	7,171	81%	1,721	19%	8,892	100%
Resident	6,558	91.5%	1,585	92.1%	8,143	91.6%
Non-Resident	613	8.5%	136	7.9%	749	8.4%
Denver	9,681	66%	4,938	34%	14,619	100%
Resident	8,691	89.8%	4,257	86.2%	12,948	88.6%
Non-Resident	990	10.2%	681	13.8%	1,671	11.4%
Anschutz Medical Campus	407	12%	2,941	88%	3,348	100%
Resident	393	96.6%	2,482	84.4%	2,875	85.9%
Non-Resident	14	3.4%	459	15.6%	473	14.1%

University of Colorado Fall 2010 Headcount Enrollment Detail

Based on census date enrollment

CU Total	Undergraduate		Graduate		Total	
	N	%	N	%	N	%
Total	42,459	74.0%	14,902	26.0%	57,361	100.0%
Resident	32,213	75.9%	11,858	79.6%	44,071	76.8%
Non-Resident	10,246	24.1%	3,044	20.4%	13,290	23.2%
Male	21,307	50.2%	7,073	47.5%	28,380	49.5%
Female	21,152	49.8%	7,829	52.5%	28,981	50.5%
African American	1,354	3.2%	299	2.0%	1,653	2.9%
American Indian	458	1.1%	131	0.9%	589	1.0%
Asian American	3,071	7.2%	762	5.1%	3,833	6.7%
Latino	3,993	9.4%	826	5.5%	4,819	8.4%
White	30,564	72.0%	10,489	70.4%	41,053	71.6%
International	1,008	2.4%	1,352	9.1%	2,360	4.1%
Unknown	2,011	4.7%	1,043	7.0%	3,054	5.3%
Degree Seeking	41,921	98.7%	14,047	94.3%	55,968	97.6%
Non-Degree Seeking	538	1.3%	855	5.7%	1,393	2.4%

University of Colorado Fall 2010 Headcount Enrollment Detail

Based on census date enrollment

Boulder	Undergraduate		Graduate		Total	
	N	%	N	%	N	%
Total	25,200	83%	5,302	17%	30,502	100%
Resident	16,571	65.8%	3,534	66.7%	20,105	65.9%
Non-Resident	8,629	34.2%	1,768	33.3%	10,397	34.1%
Male	13,325	52.9%	3,075	58.0%	16,400	53.8%
Female	11,875	47.1%	2,227	42.0%	14,102	46.2%
African American	460	1.8%	69	1.3%	529	1.7%
American Indian	253	1.0%	60	1.1%	313	1.0%
Asian American	1,604	6.4%	212	4.0%	1,816	6.0%
Latino	1,828	7.3%	254	4.8%	2,082	6.8%
White	19,458	77.2%	3,547	66.9%	23,005	75.4%
International	503	2.0%	865	16.3%	1,368	4.5%
Unknown	1,094	4.3%	295	5.6%	1,389	4.6%
Degree Seeking	24,806	98.4%	5,146	97.1%	29,952	98.2%
Non-Degree Seeking	394	1.6%	156	2.9%	550	1.8%

Colorado Springs	Undergraduate		Graduate		Total	
	N	%	N	%	N	%
Total	7,171	81%	1,721	19%	8,892	100%
Resident	6,558	91.5%	1,585	92.1%	8,143	91.6%
Non-Resident	613	8.5%	136	7.9%	749	8.4%
Male	3,286	45.8%	786	45.7%	4,072	45.8%
Female	3,885	54.2%	935	54.3%	4,820	54.2%
African American	305	4.3%	57	3.3%	362	4.1%
American Indian	94	1.3%	9	0.5%	103	1.2%
Asian American	372	5.2%	64	3.7%	436	4.9%
Latino	841	11.7%	120	7.0%	961	10.8%
White	5,190	72.4%	1,293	75.1%	6,483	72.9%
International	37	0.5%	52	3.0%	89	1.0%
Unknown	332	4.6%	126	7.3%	458	5.2%
Degree Seeking	7,084	99%	1,540	89%	8,624	97%
Non-Degree Seeking	87	1%	181	11%	268	3%

University of Colorado Fall 2010 Headcount Enrollment Detail

Based on census date enrollment

Denver	Undergraduate		Graduate		Total	
	N	%	N	%	N	%
Total	9,681	66%	4,938	34%	14,619	100%
Resident	8,691	89.8%	4,257	86.2%	12,948	88.6%
Non-Resident	990	10.2%	681	13.8%	1,671	11.4%
Male	4,643	48.0%	2,167	43.9%	6,810	46.6%
Female	5,038	52.0%	2,771	56.1%	7,809	53.4%
African American	573	5.9%	96	1.9%	669	4.6%
American Indian	106	1.1%	25	0.5%	131	0.9%
Asian American	1,073	11.1%	210	4.3%	1,283	8.8%
Latino	1,291	13.3%	295	6.0%	1,586	10.8%
White	5,627	61.8%	3,619	73.3%	9,246	63.2%
International	466	4.8%	362	7.3%	828	5.7%
Unknown	545	5.6%	331	6.7%	876	6.0%
Degree Seeking	9,625	99.4%	4,627	93.7%	14,252	97.5%
Non-Degree Seeking	56	0.6%	311	6.3%	367	2.5%

Anschutz Medical Campus	Undergraduate		Graduate		Total	
	N	%	N	%	N	%
Total	407	12%	2,941	88%	3,348	100%
Resident	393	96.6%	2,482	84.4%	2,875	85.9%
Non-Resident	14	3.4%	459	15.6%	473	14.1%
Male	53	13.0%	1,045	35.5%	1,098	32.8%
Female	354	87.0%	1,896	64.5%	2,250	67.2%
African American	16	3.9%	77	2.6%	93	2.8%
American Indian	5	1.2%	37	1.3%	42	1.3%
Asian American	22	5.4%	276	9.4%	298	8.9%
Latino	33	8.1%	157	5.3%	190	5.7%
White	289	71.0%	2,030	69.0%	2,319	69.3%
International	2	0.5%	73	2.5%	75	2.2%
Unknown	40	9.8%	291	9.9%	331	9.9%
Degree Seeking	406	99.8%	2,734	93.0%	3,140	93.8%
Non-Degree Seeking	1	0.2%	207	7.0%	208	6.2%

University of Colorado Student FTE, FY 2010

Campus	FY 2010 SFTE
Boulder	27,322
Undergraduate Resident	16,273
Undergraduate Non-Resident	8,309
Graduate Resident	1,894
Graduate Non-Resident	846
Colorado Springs	7,047
Undergraduate Resident	5,904
Undergraduate Non-Resident	305
Graduate Resident	784
Graduate Non-Resident	54
Denver	10,527
Undergraduate Resident	7,117
Undergraduate Non-Resident	723
Graduate Resident	2,330
Graduate Non-Resident	357

Student FTE (number of full-time equivalent students) is calculated by dividing total student credit hours by 30 (per the policy of the Colorado Commission on Higher Education)

University of Colorado New Degree-Seeking Undergraduates, Fall 2010

Campus	Headcount Enrollment	
Boulder	6,329	
First-Time Freshmen	5,160	82%
Resident	2,908	
Non-Resident	2,252	
Transfers	1,169	18%
Resident	757	
Non-Resident	412	
Colorado Springs	2,077	
First-Time Freshmen	1,156	56%
Transfers	921	44%
Denver	2,425	
First-Time Freshmen	1,086	45%
Transfers	1,339	55%

University of Colorado Undergraduate Transfer Students, FY 2010

Institution Transferred From	Boulder		Colorado Springs		Denver		Total	
CU System*	219	12%	100	7%	310	14%	629	11%
Boulder	89		52		220		361	
Colorado Springs	47		32		61		140	
Denver Anschutz	83		16		29		128	
Colorado Two-Year Public Institutions	438	24%	614	42%	736	33%	1,788	33%
Aims Community College	6		3		7		16	
Arapahoe Community College	17		11		127		155	
Colorado Mountain College	44		3		29		76	
Colorado Northwestern Community College	2		2		3		7	
Community College of Aurora	12		4		107		123	
Community College of Denver	22		6		208		236	
Front Range Community College	279		9		131		419	
Lamar Community College	-		6		-		6	
Morgan Community College	-		2		3		5	
Northeastern Junior College	-		1		2		3	
Otero Junior College	3		3		-		6	
Pikes Peak Community College	17		535		22		574	
Pueblo Community College	2		14		4		20	
Red Rocks Community College	33		6		92		131	
Trinidad State Junior College	1		9		1		11	
Colorado Four-Year Public Institutions, excluding CU	208	12%	176	12%	397	18%	781	14%
Adams State College	1		10		1		12	
Colorado School of Mines	8		9		15		32	
Colorado State University	60		52		95		207	
Colorado State University - Pueblo	5		24		15		44	
Fort Lewis College	15		12		23		50	
Mesa State College	17		7		14		38	
Metropolitan State College	60		11		162		233	
University of Northern Colorado	34		39		59		132	
Western State College	8		12		13		33	
Colorado Four-Year Private Institutions	44	2%	36	2%	86	4%	166	3%
Colorado Christian University	3		5		12		20	
Colorado College	3		2		2		7	
Naropa University	5		-		2		7	
Regis University	5		3		17		25	
Rocky Mountain College of Art & Design	2		-		-		2	
University of Denver	22		1		36		59	
US Air Force Academy	4		5		1		10	
Other	-		20		16		36	
Out-of-State Institutions	883	49%	530	36%	696	31%	2,109	39%
ALL TRANSFERS	1,792	100%	1,456	100%	2,225	100%	5,473	100%

Students shown as transferring from and to the same campus transitioned from continuing education or non-degree status to degree-seeking status.
Source: SURDS Undergraduate Applicant File

University of Colorado Retention and Graduation Rates

Boulder

First-time, Full-time Degree-Seeking Undergraduates

Freshman Retention Rate 85%

(Fall 2009 Cohort: Percent Enrolled Fall 2010)

Six-Year Graduation Rate 68%

(2004 Cohort: Percent Graduated within Six Years)

Colorado Springs

First-time, Full-time Degree-Seeking Undergraduates

Freshman Retention Rate 67%

(Fall 2009 Cohort: Percent Enrolled Fall 2010)

Six-Year Graduation Rate 46%

(2004 Cohort: Percent Graduated within Six Years)

Denver

First-time, Full-time Degree-Seeking Undergraduates

Freshman Retention Rate 73%

(Fall 2009 Cohort: Percent Enrolled Fall 2010)

Six-Year Graduation Rate 42%

(2004 Cohort: Percent Graduated within Six Years)

University of Colorado Degrees Awarded, FY 2010

	Bachelor's	Master's	Doctorate - Research	Doctorate - Professional Practice	All Degree Levels
Boulder	6,080	1,150	327	191	7,748
College of Arts and Sciences	4,169	367	193	6	4,735
Leeds School of Business	760	198	7		965
College of Engineering and Applied Science	614	385	85		1,084
College of Architecture and Planning	227				227
School of Journalism and Mass Communication	248	24	4		276
College of Music	62	40	27		129
School of Education		136	11		147
School of Law				185	185
Colorado Springs	1,228	496	17		1,741
College of Letters, Arts, and Sciences	708	63	2		773
College of Engineering and Applied Science	85	46	2		133
Beth-El College of Nursing and Health Sciences	164	51	8		223
College of Business and Administration ¹	254	108			362
College of Education		212	5		217
School of Public Affairs	17	16			33
Denver	1,643	1,606	25	-	3,274
College of Architecture and Planning		185	3		188
College of Arts and Media	239	4			243
Business School	349	505	4		858
School of Education and Human Development ²		480	4		484
College of Engineering and Applied Science	114	84	4		202
College of Liberal Arts and Sciences	923	201	6		1,130
School of Public Affairs	18	147	4		169
Anschutz Medical Campus	211	190	69	456	926
School of Dental Medicine				71	71
School of Medicine	1	67	45	205	318
College of Nursing	210	59	1	17	287
School of Pharmacy			11	163	174
School of Public Health		64	12		76
CU Total	9,162	3,442	438	647	13,689

#Excludes Distance MBA

[^] 35 Education Specialists degrees included in Master's degree count

All counts are duplicated degree counts (students receiving one degree but in multiple programs are counted multiple times; consistent with state reporting method).

Student Achievement on Professional Exams

Certified Public Account (CPA) Exam	In 2009, 34% of CU students without an advanced degree passed all sections of the CPA exam, compared to 32% nationally. 46% of CU students with an advanced degree passed all sections of the CPA exam, compared to 39% nationally.
Colorado Bar Exam (Law)	2010 pass rate for first-time test-takers from CU-Boulder = 94%; the state pass rate excluding CU students = 81% (based on July 2010 test administration)
NCLEX-RN (Nursing)	2009 pass rates for baccalaureate program students = 94% at UCD and 95% at UCCS
Physical Therapist Licensing Exam	2010 CU pass rate = 95%
Central Regional Dental Test	2009 CU overall pass rate = 83%
National Board of Dental Examinations	2009 average score =96% for Part 1 and 88% for Part 2 (Part 1 national ave score = 94%; Part 2 80%)
US Medical Licensing Exam Step 1	2009 CU pass rate = 97%
US Medical Licensing Exam Step 2	2009-10 CU pass rate = 98% (clinical knowledge) and 99% (clinical skills)
National Pharmacy Licensing Exam	2009 CU pass rate = 98%

Student Satisfaction

Based on responses to the National Survey of Student Engagement (NSSE)

BOULDER

82% of seniors would attend this institution if they started over again

85% of seniors rated their entire educational experience as good or excellent

75% of seniors reported that other students were friendly or supportive

Source: www.collegeportraits.org/CO/CU-Boulder/student_experiences

COLORADO SPRINGS

76% of seniors would attend this institution if they started over again

82% of seniors rated their entire educational experience as good or excellent

76% of seniors reported that other students were friendly or supportive

Source: www.collegeportraits.org/CO/UCCS/student_experiences

DENVER

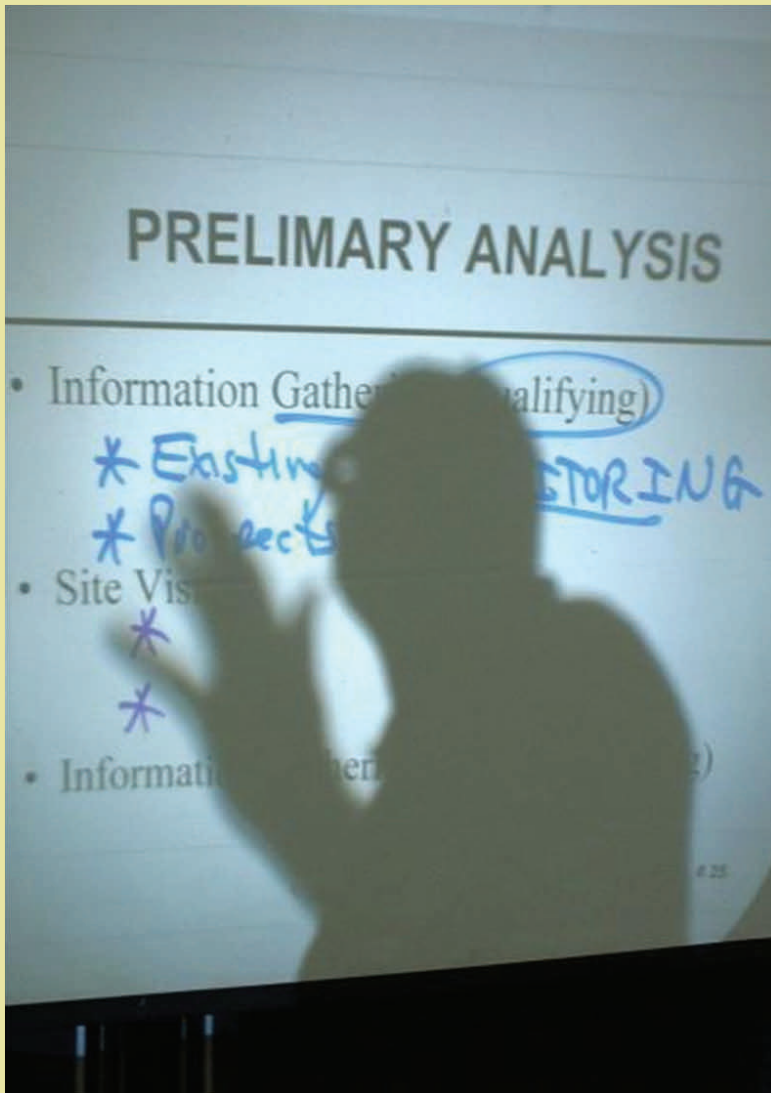
74% of seniors would attend this institution if they started over again

82% of seniors rated their entire educational experience as good or excellent

77% of seniors reported that other students were friendly or supportive

Source: www.collegeportraits.org/CO/UCD/student_experiences

CU Faculty and Staff



Faculty and Staff Headcount

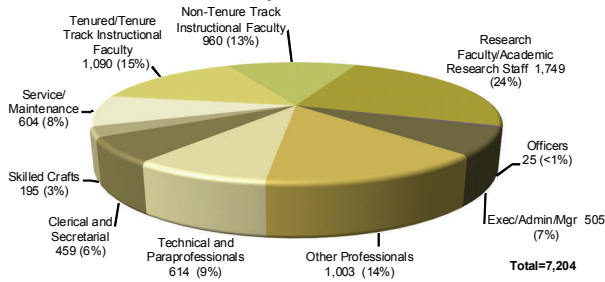
Distinguished Professors

President's Teaching Scholars

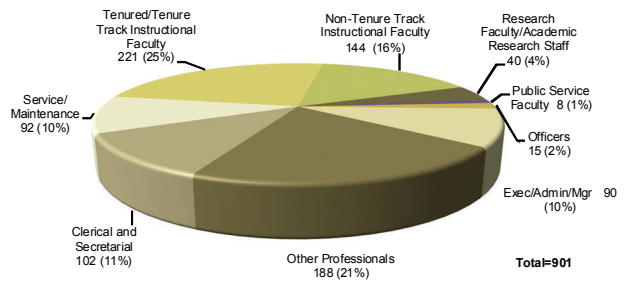
University of Colorado Faculty and Staff Headcount, Fall 2010

	Boulder			Colorado Springs			Denver/Anschutz			System Administration			CU Total		
	Full-Time	Part-Time	Total	Full-Time	Part-Time	Total	Full-Time	Part-Time	Total	Full-Time	Part-Time	Total	Full-Time	Part-Time	Total
Faculty/Academic Staff	2,723	1,076	3,799	339	74	413	4,501	823	5,324	0	0	0	7,562	1,974	9,536
Instructional Faculty	1,386	664	2,050	317	48	365	2,638	566	3,204				4,340	1,279	5,619
Tenured/Tenure Track	1,090	-	1,090	214	7	221	1,667	11	1,678				2,970	19	2,989
Full Professor	441	-	441	69	6	75	487	11	498				996	18	1,014
Associate Professor	353	-	353	66	-	66	553	-	553				972	-	972
Assistant Professor	296	-	296	79	1	80	627	-	627				1,002	1	1,003
Non-Tenure Track	296	664	960	103	41	144	971	555	1,526				1,370	1,260	2,630
Instructor/Sr. Instructor	296	7	303	103	40	143	873	11	884				1,272	58	1,330
Other	-	657	657	-	1	1	98	544	642				98	1,202	1,300
Research Faculty/Academic Research Staff	1,337	412	1,749	15	25	40	1,808	76	1,884				3,160	513	3,673
Public Service Faculty	-	-	-	7	1	8	55	181	236				62	182	244
Staff	2,829	576	3,405	409	79	488	2,178	172	2,350	304	48	352	5,720	875	6,595
Officers	25	-	25	14	1	15	35	-	35	22	2	24	96	3	99
Executive/Administrative/Managerial	456	49	505	76	14	90	391	37	428	102	21	123	1,025	121	1,146
Other Professionals (support/service)	773	230	1,003	148	40	188	862	43	905	140	15	155	1,923	328	2,251
Technical and Paraprofessionals	503	111	614	1	-	1	448	79	527	29	3	32	981	193	1,174
Clerical and Secretarial	321	138	459	94	8	102	235	13	248	11	7	18	661	166	827
Skilled Crafts	182	13	195	-	-	-	98	-	98	-	-	-	280	13	293
Service/Maintenance	569	35	604	76	16	92	109	-	109	-	-	-	754	51	805
TOTAL	5,552	1,652	7,204	748	153	901	6,679	995	7,674	304	48	352	13,282	2,849	16,131

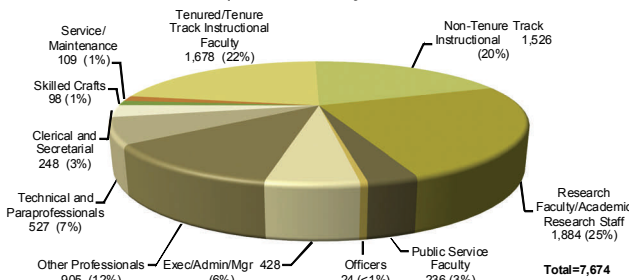
Boulder Faculty and Staff, Fall 2010



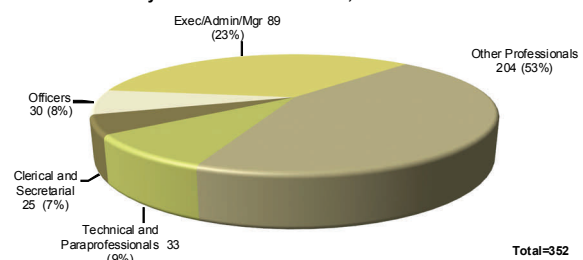
Colorado Springs Faculty and Staff, Fall 2010



Denver/Anschutz Faculty and Staff, Fall 2010



System Administration Staff, Fall 2010



Includes all employees reported for IPEDS for Fall 2009; excludes student and other temporary employees and those on leave without pay. Library faculty - including tenured/tenure-track - are shown under "other professional" to be consistent with IPEDS reporting conventions.

Distinguished Professors

CU encourages faculty to excel both in the classroom and in research and scholarship. Excellence in teaching ensures that students derive all they can from faculty, and research is vital to a comprehensive university because it helps faculty stay at the forefront of their fields. CU supports its faculty through professional development programs that aim to improve the quality of undergraduate and graduate teaching.

The University of Colorado extends the title "distinguished professor" to recognize the outstanding contributions of CU faculty members to their academic disciplines, as attested to by national or international recognition and/or their significant public service achievements. Candidates for this honor must demonstrate accomplishments in exemplary teaching and distinguished scholarship or creative work. As of 2011, 59 professors within the CU system have been honored with the title of distinguished professor.

Active

Kristi S. Anseth, Ph.D. <i>Chemical & Biological Engineering - Boulder</i>	Donald Klingner, Ph.D. <i>Public Affairs - Colorado Springs</i>
William P. Arend, M.D. <i>Medicine/Rheumatology - Anschutz Medical Campus</i>	Carl Lineberger, Ph.D. <i>Chemistry/Biochemistry - Boulder</i>
Frank S. Barnes, Ph.D. <i>Electrical/Computer Engineering - Boulder</i>	Steven Maier, Ph.D. <i>Psychology - Boulder</i>
Roger G. Barry, Ph.D. <i>Geography - Boulder</i>	Spero M. Manson, Ph.D. <i>Psychiatry - Anschutz Medical Campus</i>
John C. Cambier, Ph.D. <i>Immunology - Anschutz Medical Campus</i> <i>National Jewish Health</i>	James R. Markusen, Ph.D. <i>Economics - Boulder</i>
Marvin Caruthers, Ph.D. <i>Chemistry/Biochemistry - Boulder</i>	Philippa Marrack, Ph.D. <i>Immunology - Anschutz Medical Campus</i> <i>Howard Hughes Medical Institute</i> <i>National Jewish Health</i>
Thomas R. Cech, Ph.D. <i>Chemistry/Biochemistry - Boulder</i>	Robert C. Murphy, Ph.D. <i>Pharmacology - Anschutz Medical Campus</i>
Reuben Cherniack, M.D. <i>Medicine - Anschutz Medical Campus</i>	Allan McMurray <i>Music - Boulder</i>
Henry N. Claman, Ph.D. <i>Microbiology/Immunology & Medicine - Anschutz Medical Campus</i>	Jane Menken, Ph.D. <i>Sociology - Boulder</i>
Andrzej Ehrenfeucht, Ph.D. <i>Computer Science - Boulder</i>	Margaret M. Murnane, Ph.D. <i>JILA & Physics and Electrical and Computer Engineering - Boulder</i>
Margaret A. Eisenhart, Ph.D. <i>Education - Boulder</i>	Norman R. Pace, Ph.D. <i>Molecular, Cellular & Developmental Biology - Boulder</i>
Barbara Alpern Engel, Ph.D. <i>History - Boulder</i>	Zoya Popovic, Ph.D. <i>Electrical, Computer and Energy Engineering - Boulder</i>
Kathryn Bloch Horwitz, Ph.D. <i>Medicine/Endocrinology - Anschutz Medical Campus</i>	Thomas A Pyszczynski, Ph.D. <i>Psychology - Colorado Springs</i>
John W. Kappler, Ph.D. <i>Immunology - Anschutz Medical Campus</i> <i>Howard Hughes Medical Institute, National Jewish Health</i>	Lorrie Shepard, Ph.D. <i>Education - Boulder</i>

Distinguished Professors (continued)

Active (continued)

Paul E. Teske, Ph.D.
Public Affairs - Denver

Margaret Tolbert, Ph.D.
Chemistry and Biochemistry - Boulder

Linda M. R. Watkins, Ph.D.
Psychology & Center for Neurosciences - Boulder

Jean Watson, Ph.D.
Nursing, Center for Human Caring - Anschutz Medical Campus

Carl E. Wieman, Ph.D.
Physics - Boulder

Charles F. Wilkinson, LL.B.
Law - Boulder

Retired

Delbert S. Elliott, Ph.D.
Institute of Behavioral Science - Boulder

Stephen Fischer-Galati, Ph.D.
History - Boulder

Fred W. Glover
Business - Boulder

Richard Jessor, Ph.D.
Psychology & Institute of Behavioral Science - Boulder

Robert L. Linn, Ph.D.
Education - Boulder

Richard McCray, Ph.D.
Astrophysical/Planetary Sciences - Boulder

J. Richard McIntosh, Ph.D.
Molecular, Cellular and Developmental Biology - Boulder

Marjorie K. McIntosh, Ph.D.
History - Boulder

G. Barry Pierce, M.D.
Pathology - Anschutz Medical Campus

David Prescott, Ph.D.
Molecular, Cellular and Developmental Biology - Boulder

David W. Talmage, Ph.D.
Research Affairs - Anschutz Medical Campus

Wolfgang Schmidt, Ph.D.
Mathematics - Boulder

William B. Wood, Ph.D.
Molecular, Cellular and Developmental Biology - Boulder

Deceased

Hazel E. Barnes, Ph.D.
Philosophy - Boulder

Kenneth Boulding, Ph.D.
Economics - Boulder

James S. (Stan) Brakhage
Film Studies - Boulder

Stuart Cook, Ph.D.
Psychology - Boulder

J. Daniel Couger, Ph.D.
Computer & Management Science - Colorado Springs

Stanley Cristol, Ph.D.
Chemistry/Biochemistry - Boulder

David Hawkins, Ph.D.
Philosophy - Boulder

Keith R. Porter, Ph.D.
MCD Biology - Boulder

Theodore T. Puck, Ph.D.
Biochemistry/Biophysics/Genetics - Anschutz Medical Campus

Arthur Robinson, M.D.
Biochemistry/Molecular Genetics - Anschutz Medical Campus

Norman Weiner, M.D.
Pharmacology - Anschutz Medical Campus

Gilbert White, Ph.D.
Geography - Boulder

President's Teaching Scholars

The President's Teaching Scholars program brings together faculty from all CU campuses who have been recognized for their excellence in teaching, as well as research and creative work. Each scholar receives a stipend for two years, can access campus funds reserved for promoting teaching excellence, and holds the title of President's Teaching Scholar for the life of their association with the University of Colorado. Teaching scholars contribute to their campuses by participating in various university-sponsored activities designed to foster and recognize teaching excellence. They design, develop, and execute their own projects to enhance students' learning experiences. The signature project of the program's designers is the Colorado Learning Assessment Studies, or CLAS, a research project focusing on how students best learn and how faculty can best engage students in their learning. Since the program was initiated, 77 faculty members have received recognition.

Robert E. Averbach 1989
Dentistry - Anschutz

David E. Carrasco** 1993
Religious Studies - Boulder

Martin Bickman 1989
English - Boulder

James H. Curry 1993
Applied Mathematics - Boulder

Douglas A. Burger* 1989
English - Boulder

Thomas P. Huber 1993
Geography and Environmental Studies - Colorado Springs

Laura D. Goodwin 1989
Education - Denver

David M. Prescott* 1993
MCD Biology - Boulder

Nancy K. Hill† 1989
Humanities - Boulder

Judith Stalnaker* 1993
Civil Engineering - Denver

Clayton H. Lewis 1989
Computer Science - Boulder

Mitchell Handelsman 1994
Psychology - Denver

John R. Mays* 1989
Civil Engineering - Denver

Donald J. Kleier 1994
Dentistry - Anschutz

Ronald W. Melicher 1989
Business - Boulder

Glenn T. Morris 1994
Political Science - Denver

John Nolte** 1989
Medicine - Anschutz

J. Michael Shull 1994
Astrophysical and Planetary Sciences - Boulder

Edwin Rivers 1989
English - Boulder

Joan E. Klingel Ray 1994
English - Colorado Springs

Norton L. Steuben* 1989
Law - Boulder

Dennis Van Gerven 1995
Anthropology - Boulder

Barbara Swaby 1989
Education - Colorado Springs

Gene Abrams 1996
Mathematics - Colorado Springs

Klaus D. Timmerhaus* 1989
Chemical Engineering - Boulder

William A. Robinson* 1996
Medicine - Anschutz

Richard Van DeWeghe 1989
English - Denver

Linda R. Watkins 1996
Psychology - Boulder

Donald Warrick 1989
Business - Colorado Springs

Denise C. Webster* 1996
Nursing - Anschutz

Marvin Anderson†
Electrical Engineering - Denver

Hiroshi Motomura** 1997
Law - Boulder

Rex Burns* 1990
English - Denver


Carolyn Yucha** 1997
Nursing - Anschutz

President's Teaching Scholars (continued)

Leslie Burrows* 1990 <i>Dentistry - Anschutz</i>	Brian Argrow 2000 <i>Aerospace Engineering - Boulder</i>
Frederick Coolidge 1990 <i>Psychology - Colorado Springs</i>	John L. Falconer 2000 <i>Chemical Engineering - Boulder</i>
Michael Cummings 1990 <i>Political Science - Denver</i>	David Kroll** 2000 <i>Pharmacy - Anschutz</i>
Jerry Flack* 1990 <i>Education - Colorado Springs</i>	James (Jim) Symons* 2000 <i>Theatre and Dance - Boulder</i>
Michael Grant 1990 <i>EPO Biology - Boulder</i>	Daniel Barth 2004 <i>Psychology - Boulder</i>
Jack Kelso* 1990 <i>Anthropology - Boulder</i>	Carl Wieman 2004 <i>Physics - Boulder</i>
William B. Krantz* 1990 <i>Chemical Engineering - Boulder</i>	Michael Eisenberg 2006 <i>Computer Science - Boulder</i>
G. Dale Meyer* 1990 <i>Business - Boulder</i>	Shelby Wolf 2006 <i>Education - Boulder</i>
Robert Pois† 1990 <i>History - Boulder</i>	Diane A. Conlin 2008 <i>Art and Art History and Classics - Boulder</i>
Clyde Tucker* 1990 <i>Physiology - Anschutz</i>	Stanley A. Deetz 2008 <i>Communication - Boulder</i>
James Burkhart 1991 <i>Physics - Colorado Springs</i>	Steven J. Pollock 2008 <i>Physics - Boulder</i>
Lee V. Chambers 1991 <i>History - Boulder</i>	Elizabeth Robertson 2008 <i>English - Boulder</i>
Anne Costain 1991 <i>Political Science - Boulder</i>	Steven G. Medema 2008 <i>Economics - Denver</i>
James Palmer 1991 <i>Film Studies - Boulder</i>	Lonnie R. Johnson 2009 <i>Surgical Dentistry - Anschutz</i>
John R. Taylor* 1991 <i>Physics - Boulder</i>	Paul Harvey 2009 <i>History - Colorado Springs</i>
William Briggs* 1992 <i>Mathematics - Denver</i>	Andrea O'Reilly Herrera 2009 <i>Women's and Ethnic Studies - Colorado Springs</i>
J. John Cohen 1992 <i>Immunology - Anschutz</i>	Diane Sieber 2010 <i>Engineering and Applied Science - Boulder</i>
Alexander Cruz 1992 <i>EPO Biology - Boulder</i>	Mark Earnest 2011 <i>Internal Medicine - Anschutz Medical Campus</i>
Wesley Morrison 1992 <i>Philosophy - Boulder</i>	Robert Feinstein 2011 <i>Psychiatry - Anschutz Medical Campus</i>
Marianne Wesson 1992 <i>Law - Boulder</i>	David Klaus 2011 <i>Aerospace Engineering - Boulder</i>
Harvey Segur 1998 <i>Mathematics - Boulder</i>	Eric Stade 2011 <i>Mathematics - Boulder</i>
Robert Camley 1999 <i>Physics - Colorado Springs</i>	

* retired/emeritus ** currently teaching at another institution † deceased

CU Research



Sponsored Research Awards

National Science Foundation Rankings

University of Colorado Sponsored Research Awards

FY 2000 - FY 2010*

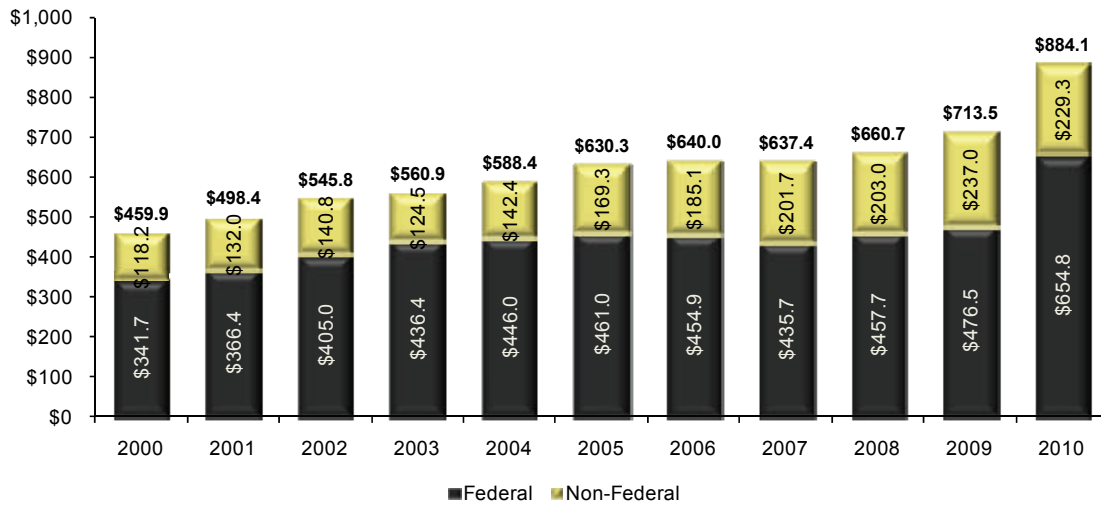
(reported in millions of dollars)

Campus	2000	2001	2002	2003	2004	2005	2006	2007	2008	2009	2010	% Change 2000-2010
Boulder	\$214.2	\$219.0	\$229.0	\$250.4	\$259.7	\$257.6	\$256.4	\$266.1	\$280.0	\$339.7	\$454.4	112.1%
Colorado Springs	\$3.0	\$2.7	\$1.9	\$5.2	\$6.2	\$8.7	\$10.3	\$7.9	\$9.2	\$8.7	\$8.3	177.1%
Denver AMC	\$242.7	\$276.7	\$314.9	\$305.3	\$322.5	\$364.0	\$373.3	\$363.4	\$371.5	\$365.1	\$421.4	73.6%
TOTAL	\$420.4	\$459.9	\$498.4	\$545.8	\$560.9	\$588.4	\$630.3	\$640.0	\$637.4	\$713.5	\$884.1	110.3%

Source	2000	2001	2002	2003	2004	2005	2006	2007	2008	2009	2010	% Change 2000-2010
Federal	\$341.7	\$366.4	\$405.0	\$436.4	\$446.0	\$461.0	\$454.9	\$435.7	\$457.7	\$476.5	\$654.8	91.6%
Non-Federal	\$118.2	\$132.0	\$140.8	\$124.5	\$142.4	\$169.3	\$185.1	\$201.7	\$203.0	\$237.0	\$229.3	94.0%
TOTAL	\$459.9	\$498.4	\$545.8	\$560.9	\$588.4	\$630.3	\$640.0	\$637.4	\$660.7	\$713.5	\$884.1	92.2%

* Dollars have not been adjusted for inflation.

University of Colorado System Sponsored Research Awards
(In Millions of Dollars)



Project Sponsor	FY 2010 Award Total (in millions)
Federal	\$654.8
Health & Human Services	\$315.7
NASA	\$111.6
National Science Foundation	\$85.5
Commerce	\$77.8
Defense	\$19.0
Energy	\$14.9
Education	\$9.2
Interior	\$8.0
Veteran's Affairs	\$7.5
Other Federal	\$5.6
Nonfederal	\$229.3
All	\$884.1

National Science Foundation Research Expenditure Rankings

Top 20 Public US Universities

(Based on Research in Science and Engineering Disciplines)

Federal Research & Development Expenditures

Institution	Rank	FY09 Federal Expenditures
U. Michigan all campuses	1	\$636,216
U. Washington	2	\$619,353
U. California, San Diego	3	\$511,428
U. Wisconsin Madison	4	\$507,898
U. Colorado all campuses	5	\$500,123
U. California, San Francisco	6	\$483,667
U. California, Los Angeles	7	\$467,505
U. Pittsburgh all campuses	8	\$463,192
Pennsylvania State U. all campuses	9	\$439,193
U. North Carolina Chapel Hill	10	\$431,837
U. Minnesota all campuses	11	\$390,602
Ohio State U. all campuses	12	\$339,820
Georgia Institute of Technology all campuses	13	\$322,452
U. Texas, Austin	14	\$309,125
U. Alabama, Birmingham	15	\$300,130
U. California, Davis	16	\$295,924
U. Illinois, Urbana-Champaign	17	\$288,013
U. Arizona	18	\$287,889
U. California, Berkeley	19	\$262,069
Texas A&M U.	20	\$261,491

Total Research & Development Expenditures

Institution	Rank	FY09 Total Expenditures
U. Michigan all campuses	1	\$1,007,198
U. Wisconsin Madison	2	\$952,119
U. California, San Francisco	3	\$947,697
U. California, Los Angeles	4	\$889,995
U. California, San Diego	5	\$879,357
U. Washington	6	\$778,046
Pennsylvania State U. all campuses	7	\$753,358
U. Minnesota all campuses	8	\$740,980
Ohio State U. all campuses	9	\$716,461
U. California, Davis	10	\$681,618
U. California, Berkeley	11	\$652,474
U. Colorado all campuses	12	\$648,417
U. North Carolina Chapel Hill	13	\$646,011
Texas A&M U.	14	\$630,655
U. Pittsburgh all campuses	15	\$623,347
U. Florida	16	\$592,082
U. Texas M. D. Anderson Cancer Ctr.	17	\$578,788
U. Arizona	18	\$565,292
U. Illinois Urbana-Champaign	19	\$563,710
Georgia Institute of Technology all campuses	20	\$561,631

CU Financial Information



FY 2011 Budget

Capital Assets

Cost of Attendance

Financial Aid

Bond Rating

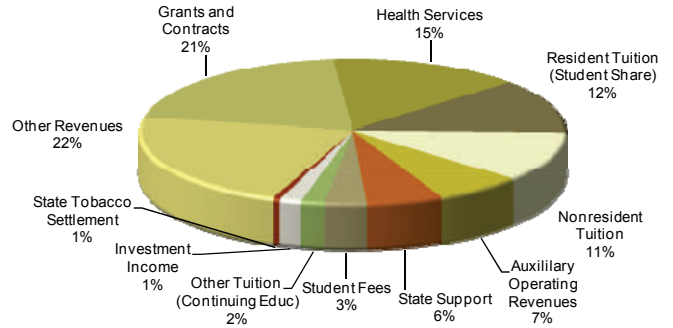
University of Colorado FY 2011 Budget

\$2.76 Billion

FY 2011 Budgeted Revenues

Grants and Contracts	573,469,532	21%
Health Services	410,165,658	15%
Resident Tuition (Student Share)	331,644,070	12%
Nonresident Tuition	305,904,610	11%
Auxiliary Operating Revenues	185,542,974	7%
State Support	159,103,983	6%
Student Fees	85,341,492	3%
Other Tuition (Continuing Educ)	49,894,127	2%
Investment Income	45,921,918	2%
State Tobacco Settlement	16,004,485	1%
Other Revenues	600,420,739	22%
TOTAL	2,763,413,589	100%

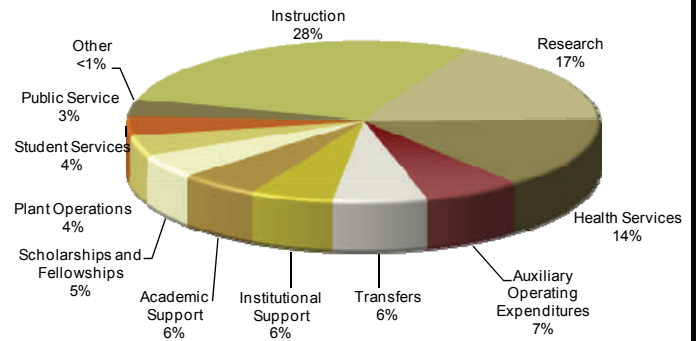
University of Colorado FY 2011 Budgeted Revenues



FY 2011 Budgeted Expenditures

Instruction	783,110,445	28%
Research	473,143,585	17%
Health Services	395,252,187	14%
Auxiliary Operating Expenditures	184,864,390	7%
Transfers	177,735,146	6%
Institutional Support	155,284,236	6%
Academic Support	152,643,595	6%
Scholarships and Fellowships	133,922,002	5%
Plant Operations	112,465,362	4%
Student Services	99,611,558	4%
Public Service	95,279,672	3%
Other	101,412	<1%
TOTAL	2,763,413,589	100%

University of Colorado FY 2011 Budgeted Expenditures



Capital Assets

The university owns and maintains over 297 buildings containing 16.5 million gross square feet with a current recorded value of approximately \$3.5 billion dollars.

(Current Replacement Value is defined by the Department of Personnel for insurance purposes.)

University of Colorado Building Inventory

Campus	Number of Buildings	Gross Square Feet
Boulder	191	10,569,107
Colorado Springs	69	1,655,136
Denver	3	454,061
Anschutz Medical Campus	29	3,780,229
TOTAL	292	16,458,533

Source: Office of the State Architect, December 2010; Campus Data

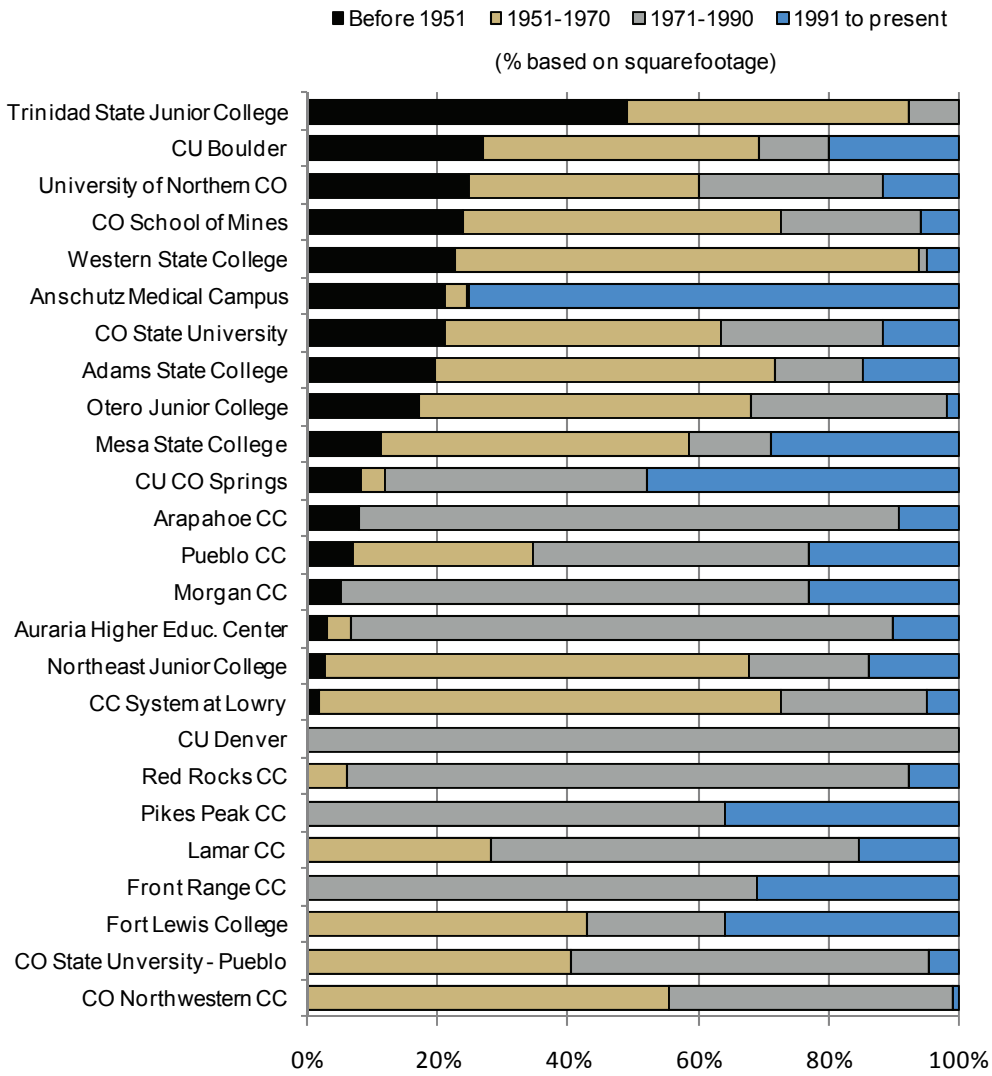
General Fund Buildings Eligible for State Controlled Maintenance Funding

Campus	Gross Square Feet (GSF)	FY 2010 Student FTE	GSF/Student FTE
Boulder	5,120,894	27,322	187
Colorado Springs	904,699	7,046	128
Anschutz Medical Campus	4,766,008	3,159	1,509

Campus	Gross Square Feet (GSF)	State Controlled Maintenance Funding, FY 2011	Controlled Maintenance Funding/GSF
Boulder	5,120,894	\$ 518,063	\$ 0.10
Colorado Springs	904,699	\$ 497,152	\$ 0.55
Anschutz Medical Campus	4,766,008	\$ -	\$ -
All Other CO Public Institutions	29,841,982	\$ 2,967,131	\$ 0.10

Capital Assets (continued)

Age of Building Stock, Colorado Public College and University Campuses



University of Colorado Cost of Attendance for Full-Time Students, FY 2011

Resident	Undergraduate ^b	Graduate	Mandatory Fees ^c	Room & Board
Boulder ^a	\$7,018	\$8,928	\$1,493 UG	\$10,792 UG
			\$1,502 Grad	\$8,478 Grad
<hr/>				
Colorado Springs ^a	\$6,270	\$7,452	\$1,147	\$7,698 UG
				\$8,478 Grad
<hr/>				
Denver Campus ^a	\$6,216	\$7,332	\$883	\$9,590 UG
				\$8,478 Grad
<hr/>				
Anschutz Medical Campus	\$9,600			
Nursing (BS)				\$8,478
Nursing (MS, DNP)		\$13,800		
Nursing (PhD)		\$12,750		
Public Health (MPH)		\$16,590	\$256	\$8,478
Medicine (MD)		\$28,207	\$256	\$8,478
Dental Medicine (DDS)		\$24,297	\$256	\$8,478
Pharmacy (PharmD)	\$19,542	\$256	\$8,478	

^a Tuition based on enrollment in Arts & Sciences/Liberal Arts; tuition varies by school/college

^b Resident undergraduate tuition rates do not include the amount that is offset for eligible students by the College Opportunity Fund

^c Mandatory fees are charged to students on a semester basis and are directly related to a specific activity/program; do not include instructional course fees

Non-Resident	Undergraduate	Graduate	Mandatory Fees ^b	Room & Board
Boulder ^a	\$28,000	\$23,346	\$1,493 UG	\$10,792 UG
			\$1,502 Grad	\$8,478 Grad
<hr/>				
Colorado Springs ^a	\$15,920	\$17,480	\$1,147	\$7,698 UG
				\$8,478 Grad
<hr/>				
Denver Campus ^a	\$19,128	\$18,990	\$883	\$9,590
<hr/>				
Anschutz Medical Campus	\$24,570			
Nursing (BS)				\$8,478
Nursing (MS, PhD, DNP)		\$29,370		
Public Health (MPH)		\$29,910	\$256	\$8,478
Medicine (MD)		\$28,207	\$25,827 ^c	\$8,478
Dental Medicine (DDS)		\$24,297	\$25,559 ^c	
Pharmacy (PharmD)		\$32,676	\$256	\$8,478

^a Tuition based on enrollment in Arts & Sciences/Liberal Arts; tuition varies by school/college

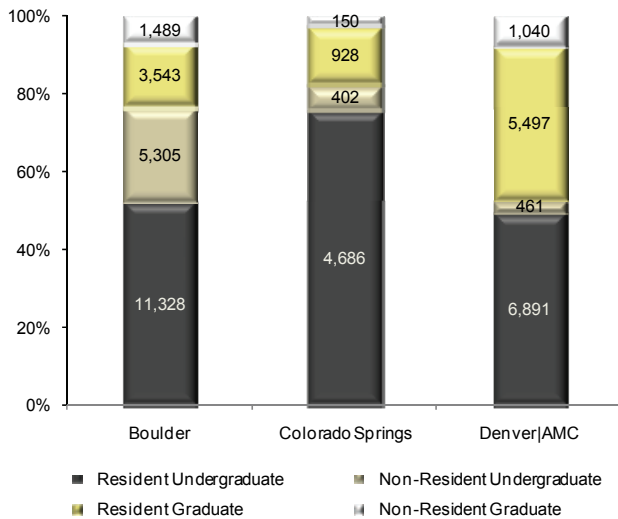
^b Mandatory fees are charged to students on a semester basis and are directly related to a specific activity/program; do not include instructional course fees

^c An "accountable student support fee" is charged to students who, upon admission into medical or dental school, will not be receiving funding from the state of Colorado or a cooperative state for any portion of the costs incurred in participating in their training program.

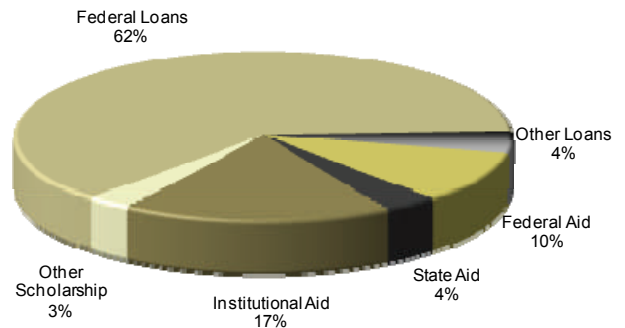
University of Colorado Student Financial Assistance, FY 2010

	Boulder	Colorado Springs	Denver AMC	CU System
Number of Students Receiving Financial Assistance	21,665	6,166	13,884	41,720
Resident Undergraduate	11,328	4,686	6,891	22,905
Non-Resident Undergraduate	5,305	402	461	6,168
Resident Graduate	3,543	928	5,497	9,968
Non-Resident Graduate	1,489	150	1,040	2,679
Amount of Aid	\$314,537,623	\$67,252,415	\$231,752,092	\$613,542,130
Federal Aid	\$29,906,609	\$10,792,616	\$19,168,024	\$59,867,249
State Aid	\$8,881,029	\$4,061,557	\$9,050,440	\$21,993,026
Institutional Aid	\$84,838,279	\$6,775,228	\$15,439,184	\$107,052,690
Other Scholarship	\$14,171,157	\$1,388,896	\$2,654,122	\$18,214,175
Federal Loans	\$158,760,408	\$42,147,409	\$180,785,714	\$381,693,530
Other Loans	\$17,980,142	\$2,086,710	\$4,654,608	\$24,721,460

Number of Students Receiving Financial Aid, FY 2010
(Total Aid = \$613.5 million)



CU Total Financial Aid, FY 2010
(Total = \$613.5 million)



Pell Grant Recipients, FY 2010

Boulder	4,453
Colorado Springs	2,334
Denver/AMC	3,221

CU Bond Rating

Rating Agency		
Moody's	Standard & Poor's	
Aaa	AAA	
Aa1	AA+	
Aa2	AA	
Aa3	AA-	CU Rating
A1	A+	
A2	A	
A3	A-	
Baa1	BBB+	
Baa2	BBB	
Baa3	BBB-	
Ba1	BB+	
Ba2	BB	
Ba3	BB-	
B1	B+	
B2	B	
B3	B-	
Caa	CCC+	In Default
Ca	CCC	
C	CCC-	
	D	

Investment Grade

Contact Information:

Jill Taylor
Director, University of Colorado Office of Institutional Research
Office of the Vice President for Budget and Finance
1800 Grant Street, Suite 800
Denver, Colorado 80203

Phone: 303-860-5612
Email: jill.taylor@cu.edu
Web address: www.cu.edu/ir

Produced: May 2011

Photos courtesy of the University of Colorado at Boulder Department of University Communications