



# 2013 CU Answer Book



University of Colorado  
Boulder | Colorado Springs | Denver | Anschutz Medical Campus

Institutional Research | Office of the Vice President for Budget and Finance  
June 2013

# About CU



# CU History

The University of Colorado dates back to the early days of Colorado. At its first session in 1861, the Colorado territorial legislature passed an act providing for the creation of a university in Boulder. To establish the university, the legislature appropriated \$15,000, which was matched by Boulder residents. The Civil War delayed the formal founding of the university until 1876, the year Colorado became a state. The doors to Old Main opened on September 5, 1877. Old Main still stands and is used by many members of the university community.

CU has grown dramatically since its early days. It is now a system with four campuses: Boulder, Colorado Springs, Denver and the Anschutz Medical Campus. In 1974 the Board of Regents officially established the CU System, led by a president, with each campus led by a chancellor. The Colorado Springs campus began in the 1920s as an extension center for the Boulder campus. By the 1960s the extension center had grown to more than 1,200 students. A gift of the land and buildings of the Cragmor Sanatorium provided a permanent site for the campus, and in 1965, the extension center became the University of Colorado Colorado Springs. The Denver Campus also began as an extension site, first offering courses from Boulder in 1912. It became an official extension center in 1957 with authority to grant degrees, and then became an autonomous CU campus in 1974. It shares the Auraria campus with the Community College of Denver and Metropolitan State College of Denver. The health sciences center began on the Boulder campus in 1883, but moved to Denver in 1925. It also became an autonomous CU campus and eventually outgrew its Denver space. In 1995 the federal government decommissioned the U.S. Army Medical Garrison at Fitzsimons in Aurora and conveyed the property to the university. The health sciences center subsequently moved to what is now known as the Anschutz Medical Campus. In 2004, the Denver and health sciences campuses merged to form one institution, although they maintain their separate locations and unique roles in the CU system.

Today, more than 57,000 students and nearly 8,000 instructional and research faculty members make CU the largest institution of higher education in the state. Over the years, CU has developed programs that have responded to the state's need for comprehensive baccalaureate and graduate education. It has also developed programs that are especially sensitive to the needs of the communities it serves. Boulder has strengths in science and engineering and is the only public university in the state to offer a law degree. Colorado Springs distinguishes itself in space and electronics research, which creates a mutually supportive relationship with some of the area's main industries. The Denver Campus offers programs in architecture and planning, business, and public administration that serve the needs of its urban population, and the Anschutz Medical Campus is recognized nationally for its research and teaching and for its outstanding outreach programs, which serve both urban and rural communities while contributing to the education of health sciences students.

# CU Governance

The State of Colorado, through the governor's office and the legislature, provides oversight of the University of Colorado as a state institution. The 11-member **Colorado Commission on Higher Education** (CCHE) acts as a central policy and coordinating board for Colorado public higher education. Members are appointed by the governor and confirmed by the senate. One commissioner is appointed from each congressional district; four are appointed at large. The CCHE works in consultation with Colorado's eight governing boards of higher education to develop and implement legislative directives and statewide higher education policy.

The University of Colorado is governed by a nine member **Board of Regents**, as established by the Colorado Constitution. Regents are constitutionally charged with the general supervision of the university and fiduciary oversight. Board members serve staggered six-year terms. One member is elected from each of the state's seven congressional districts; two are elected at large.

- Michael Carrigan, Denver (District 1); term expires 2017
- Joseph Neguse, Boulder (District 2); term expires 2015
- Glen Gallegos, Grand Junction (District 3); term expires 2019
- Sue Sharkey, Windsor (District 4); term expires 2017
- Kyle Hybl, Colorado Springs (District 5); term expires 2019
- James Geddes, Sedalia (District 6); term expires 2015
- Irene Griego, Lakewood (District 7); term expires 2019
- Steve Bosley, Louisville (at large); term expires 2017
- Stephen Ludwig, Aurora (at large); term expires 2019

It is a guiding principle of the **shared governance** recognized by the Board of Regents that the faculty and the administration collaborate in major decisions affecting the academic welfare of the university. The faculty takes the lead in decisions concerning selection of new faculty. The administration takes the lead in establishing university priorities and managing matters of accountability, internal operations, and external relations of the university. In every case, the faculty and the administration participate in the governance and operation of the university as provided by and in accordance with the laws and policies of the Board of Regents and the laws and regulations of the State of Colorado.

# CU Governance (continued)

## Administration

President Bruce D. Benson is the principal executive officer of the **CU System** and carries out the policies and programs established by the Board of Regents. The President's executive staff at the CU System are:

- Kathleen Bollard, Vice President and Academic Affairs Officer
- Leonard Dinegar, Senior Vice President and Chief of Staff
- Tanya Mares Kelly-Bowry, Vice President, Government Relations
- Ken McConnellogue, Vice President for Communication
- Patrick T. O'Rourke, Vice President, University Counsel and Secretary of the Board of Regents
- E. Jill Pollock, Vice President, Employee and Information Services
- Todd Saliman, Vice President and Chief Financial Officer

Each **CU campus** is governed by a chancellor. The chancellor is the chief academic and administrative officer responsible to the president for the conduct of the affairs of their respective campus in accordance with the policies of the Board of Regents. An executive vice chancellor oversees the operation of the Anschutz Medical Campus.

- Philip P. DiStefano, Chancellor, University of Colorado Boulder
- Pamela Shockley-Zalabak, University of Colorado Colorado Springs
- Don Elliman, University of Colorado Denver|Anschutz Medical Campus
- Lilly Marks, Executive Vice Chancellor, Anschutz Medical Campus

The **Faculty Council** is the representative governing body of the Faculty Senate. The chair or other designated representative of the Faculty Council is the spokesperson for the faculty when addressing the Board of Regents on matters of importance to shared governance.

The University of Colorado **Staff Council** serves as the university-wide representative body for communicating to the administration and Board of Regents matters of concern to exempt professionals and classified staff employees on all campuses.

The **Intercampus Student Forum** serves as the university-wide representative body for communicating to the administration and Board of Regents matters of concern to the students on all campuses.

# Role and Mission of CU Campuses

Each CU campus is accredited by the Higher Learning Commission of the North Central Association of Colleges and Schools and plays a distinct and complementary role within the CU System. The roles and missions of the state's public institutions are recorded in the Colorado Revised Statutes.

## University of Colorado Boulder

The Boulder campus of the University of Colorado shall be a comprehensive graduate research university with selective admission standards. The Boulder campus of the University of Colorado shall offer a comprehensive array of undergraduate, master's, and doctoral degree programs. . . (CRS: 23-20-101(1)(a))

## University of Colorado Colorado Springs

The Colorado Springs campus of the University of Colorado shall be a comprehensive baccalaureate and specialized graduate research university with selective admission standards. The Colorado Springs campus shall offer liberal arts and sciences, business, engineering, health sciences, and teacher preparation undergraduate degree programs, and a selected number of master's and doctoral degree programs. . . (CRS: 23-20-101(1)(c))

## University of Colorado Denver|Anschutz Medical Campus

The **Denver** campus of the University of Colorado shall be an urban comprehensive undergraduate and graduate research university with selective admission standards. The Denver campus shall offer baccalaureate, master's, and a limited number of doctoral degree programs, emphasizing those that serve the needs of the Denver metropolitan area. . . (CRS: 23-20-101(1)(b))

The **Health Sciences Center** campus of the University of Colorado shall offer specialized baccalaureate, first-professional, master's, and doctoral degree programs in health-related disciplines and professions. It shall be affiliated with the University of Colorado Hospital and other health care facilities that offer settings for education, clinical practice, and basic and applied research. . . (CRS: 23-20-101(1)(d))

# CU Students



# Fall 2012 Headcount Enrollment

Campus	Undergraduate		Graduate		Total	
	N	%	N	%	N	%
<b>CU Total</b>	<b>42,990</b>	<b>74.6%</b>	<b>14,602</b>	<b>25.4%</b>	<b>57,592</b>	<b>100.0%</b>
Resident	31,776	73.9%	11,298	77.4%	43,074	74.8%
Non-Resident	11,214	26.1%	3,304	22.6%	14,518	25.2%
<b>Boulder</b>	<b>24,566</b>	<b>82.3%</b>	<b>5,284</b>	<b>17.7%</b>	<b>29,850</b>	<b>100.0%</b>
Resident	15,689	63.9%	3,466	65.6%	19,155	64.2%
Non-Resident	8,877	36.1%	1,818	34.4%	10,695	35.8%
<b>Colorado Springs</b>	<b>8,171</b>	<b>83.6%</b>	<b>1,606</b>	<b>16.4%</b>	<b>9,777</b>	<b>100.0%</b>
Resident	7,272	89.0%	1,425	88.7%	8,697	89.0%
Non-Resident	899	11.0%	181	11.3%	1,080	11.0%
<b>Denver</b>	<b>9,766</b>	<b>68.4%</b>	<b>4,505</b>	<b>31.6%</b>	<b>14,271</b>	<b>100.0%</b>
Resident	8,357	85.6%	3,754	83.3%	12,111	84.9%
Non-Resident	1,409	14.4%	751	16.7%	2,160	15.1%
<b>Anschutz Medical Campus</b>	<b>487</b>	<b>13.2%</b>	<b>3,207</b>	<b>86.8%</b>	<b>3,694</b>	<b>100.0%</b>
Resident	458	94.0%	2,653	82.7%	3,111	84.2%
Non-Resident	29	6.0%	554	17.3%	583	15.8%

Based on enrollment at census date.



# FY 2011-12 Student Full-Time Equivalent (SFTE) Enrollment

Campus	Undergraduate		Graduate		Total	
	N	%	N	%	N	%
<b>CU Total</b>	<b>39,313</b>	<b>80.1%</b>	<b>9,797</b>	<b>19.9%</b>	<b>49,109</b>	<b>100.0%</b>
Resident	29,051	73.9%	7,813	79.8%	36,864	75.1%
Non-Resident	10,262	26.1%	1,983	20.2%	12,245	24.9%
<b>Boulder</b>	<b>23,692</b>	<b>89.1%</b>	<b>2,911</b>	<b>10.9%</b>	<b>26,604</b>	<b>100.0%</b>
Resident	15,224	64.3%	1,994	68.5%	17,218	64.7%
Non-Resident	8,469	35.7%	917	31.5%	9,386	35.3%
<b>Colorado Springs</b>	<b>6,891</b>	<b>89.6%</b>	<b>797</b>	<b>10.4%</b>	<b>7,688</b>	<b>100.0%</b>
Resident	6,261	90.9%	720	90.4%	6,981	90.8%
Non-Resident	630	9.1%	77	9.6%	707	9.2%
<b>Denver</b>	<b>8,271</b>	<b>77.0%</b>	<b>2,475</b>	<b>23.0%</b>	<b>10,746</b>	<b>100.0%</b>
Resident	7,148	86.4%	2,120	85.7%	9,268	86.2%
Non-Resident	1,123	13.6%	355	14.3%	1,478	13.8%
<b>Anschutz Medical Campus</b>	<b>458</b>	<b>11.3%</b>	<b>3,613</b>	<b>88.7%</b>	<b>4,071</b>	<b>100.0%</b>
Resident	418	91.3%	2,979	82.4%	3,397	83.4%
Non-Resident	40	8.7%	634	17.6%	674	16.6%

Student FTE (full-time equivalent students) is calculated by dividing total student credit hours by 30 (per the policy of the Colorado Commission on Higher Education, which assumes a full-time student takes 30 credit hours per year).

Students at the Anschutz Medical Campus typically take more than 30 credit hours in a year. Therefore, the CCHE formula overestimates FTE for Anschutz.

# Fall 2012 Student Demographics

## University of Colorado – All Campuses

	Undergraduate		Graduate		Total	
	N	%	N	%	N	%
<b>Total</b>	<b>42,990</b>	<b>74.6%</b>	<b>14,602</b>	<b>25.4%</b>	<b>57,592</b>	<b>100.0%</b>
Female	21,022	48.9%	6,788	46.5%	27,810	48.3%
Male	21,968	51.1%	7,814	53.5%	29,782	51.7%
Minority	10,229	23.8%	2,266	15.5%	12,495	21.7%
White	29,779	69.3%	9,493	65.0%	39,272	68.2%
Unknown	1,472	3.4%	1,365	9.3%	2,837	4.9%
International	1,510	3.5%	1,478	10.1%	2,988	5.2%
Full-time	36,873	85.8%	11,425	78.2%	48,298	83.9%
Part-time	6,117	14.2%	3,177	21.8%	9,294	16.1%
Degree Seeking	42,484	98.8%	13,804	94.5%	56,288	97.7%
Non-Degree Seeking	506	1.2%	798	5.5%	1,304	2.3%

Based on enrollment at census date.

# Fall 2012 Student Demographics

## Boulder Campus

	Undergraduate		Graduate		Total	
	N	%	N	%	N	%
<b>Total</b>	<b>24,566</b>	<b>82.3%</b>	<b>5,284</b>	<b>17.7%</b>	<b>29,850</b>	<b>100.0%</b>
Female	11,240	45.8%	2,266	42.9%	13,506	45.2%
Male	13,326	54.2%	3,018	57.1%	16,344	54.8%
Minority	4,659	19.0%	663	12.5%	5,322	17.8%
White	18,507	75.3%	3,314	62.7%	21,821	73.1%
Unknown	642	2.6%	384	7.3%	1,026	3.4%
International	758	3.1%	923	17.5%	1,681	5.6%
Full-time	23,046	93.8%	4,426	83.8%	27,472	92.0%
Part-time	1,520	6.2%	858	16.2%	2,378	8.0%
Degree Seeking	24,192	98.5%	5,086	96.3%	29,278	98.1%
Non-Degree Seeking	374	1.5%	198	3.7%	572	1.9%

Based on enrollment at census date.

# Fall 2012 Student Demographics

## Colorado Springs Campus

	Undergraduate		Graduate		Total	
	N	%	N	%	N	%
<b>Total</b>	<b>8,171</b>	<b>83.6%</b>	<b>1,606</b>	<b>16.4%</b>	<b>9,777</b>	<b>100.0%</b>
Female	4,401	53.9%	851	53.0%	5,252	53.7%
Male	3,770	46.1%	755	47.0%	4,525	46.3%
Minority	2,107	25.8%	273	17.0%	2,380	24.3%
White	5,686	69.6%	1,127	70.2%	6,813	69.7%
Unknown	332	4.1%	117	7.3%	449	4.6%
International	46	0.6%	89	5.5%	135	1.4%
Full-time	6,426	78.6%	1,002	62.4%	7,428	76.0%
Part-time	1,745	21.4%	604	37.6%	2,349	24.0%
Degree Seeking	8,079	98.9%	1,460	90.9%	9,539	97.6%
Non-Degree Seeking	92	1.1%	146	9.1%	238	2.4%

Based on enrollment at census date.

# Fall 2012 Student Demographics

## Denver Campus

	Undergraduate		Graduate		Total	
	N	%	N	%	N	%
<b>Total</b>	<b>9,766</b>	<b>68.4%</b>	<b>4,505</b>	<b>31.6%</b>	<b>14,271</b>	<b>100.0%</b>
Female	4,961	50.8%	2,529	56.1%	7,490	52.5%
Male	4,805	49.2%	1,976	43.9%	6,781	47.5%
Minority	3,356	34.4%	638	14.2%	3,994	28.0%
White	5,240	53.7%	3,018	67.0%	8,258	57.9%
Unknown	466	4.8%	462	10.3%	928	6.5%
International	704	7.2%	387	8.6%	1,091	7.6%
Full-time	6,982	71.5%	3,137	69.6%	10,119	70.9%
Part-time	2,784	28.5%	1,368	30.4%	4,152	29.1%
Degree Seeking	9,726	99.6%	4,261	94.6%	13,987	98.0%
Non-Degree Seeking	40	0.4%	244	5.4%	284	2.0%

Based on enrollment at census date.

# Fall 2012 Student Demographics

## Anschutz Medical Campus

	Undergraduate		Graduate		Total	
	N	%	N	%	N	%
<b>Total</b>	<b>487</b>	<b>13.2%</b>	<b>3,207</b>	<b>86.8%</b>	<b>3,694</b>	<b>100.0%</b>
Female	420	86.2%	1,142	35.6%	1,562	42.3%
Male	67	13.8%	2,065	64.4%	2,132	57.7%
Minority	107	22.0%	692	21.6%	799	21.6%
White	346	71.0%	2,034	63.4%	2,380	64.4%
Unknown	32	6.6%	402	12.5%	434	11.7%
International	2	0.4%	79	2.5%	81	2.2%
Full-time	419	86.0%	2,860	89.2%	3,279	88.8%
Part-time	68	14.0%	347	10.8%	415	11.2%
Degree Seeking	487	100.0%	2,997	93.5%	3,484	94.3%
Non-Degree Seeking	0	0.0%	210	6.5%	210	5.7%

Based on enrollment at census date.

# New Degree-Seeking Undergraduates, Fiscal Year 2012-13

	Boulder		Colorado Springs		Denver		CU Total	
First-Time Freshmen	5,584	77%	1,559	45%	1,126	31%	8,269	57%
Transfers	1,701	23%	1,890	55%	2,563	69%	6,154	43%
Colorado Public Two-Year Institution	418	6%	748	22%	886	24%	2,052	14%
Colorado Public Four-Year Institution	331	5%	293	8%	715	19%	1,339	9%
Colorado Private Institution	26	<1%	59	2%	89	2%	174	1%
Out-of-State Institution	926	13%	790	23%	873	24%	2,589	18%
<b>Total</b>	<b>7,285</b>	<b>100%</b>	<b>3,449</b>	<b>100%</b>	<b>3,689</b>	<b>100%</b>	<b>14,423</b>	<b>100%</b>

# Transfer Students, Fiscal Year 2012-13

Transfer Institution	Boulder		Colorado Springs		Denver		Total	
<b>CU System*</b>	<b>183</b>	<b>11%</b>	<b>104</b>	<b>6%</b>	<b>333</b>	<b>13%</b>	<b>620</b>	<b>10%</b>
Boulder	65		41		235		341	
Colorado Springs	31		38		64		133	
Denver/Anschutz	87		25		34		146	
<b>Colorado Two-Year Public Institutions</b>	<b>418</b>	<b>25%</b>	<b>748</b>	<b>40%</b>	<b>883</b>	<b>34%</b>	<b>2,049</b>	<b>33%</b>
Aims Community College	12		6		3		21	
Arapahoe Community College	32		25		148		205	
Colorado Mountain College	38		8		28		74	
Colorado Northwestern Community College	1		2		1		4	
Community College of Aurora	18		5		90		113	
Community College of Denver	24		8		299		331	
Front Range Community College	209		38		151		398	
Lamar Community College	2		11		1		14	
Morgan Community College	-		3		2		5	
Northeastern Junior College	5		6		3		14	
Otero Junior College	-		11		-		11	
Pikes Peak Community College	28		585		22		635	
Pueblo Community College	2		25		4		31	
Red Rocks Community College	46		8		130		184	
Trinidad State Junior College	1		7		1		9	
<b>Colorado Area Technical Colleges</b>	<b>-</b>	<b>0%</b>	<b>-</b>	<b>0%</b>	<b>3</b>	<b>&lt;1%</b>	<b>3</b>	<b>&lt;1%</b>
<b>Colorado Four-Year Public Institutions, excl. CU</b>	<b>148</b>	<b>9%</b>	<b>189</b>	<b>10%</b>	<b>382</b>	<b>15%</b>	<b>719</b>	<b>12%</b>
Adams State College	1		17		9		27	
Colorado School of Mines	2		9		9		20	
Colorado State University	34		44		93		171	
Colorado State University - Pueblo	4		31		17		52	
Fort Lewis College	7		4		11		22	
Mesa State College	26		22		19		67	
Metropolitan State College	44		18		157		219	
University of Northern Colorado	27		35		58		120	
Western State College	3		9		9		21	
<b>Colorado Four-Year Private Institutions</b>	<b>26</b>	<b>2%</b>	<b>59</b>	<b>3%</b>	<b>89</b>	<b>3%</b>	<b>174</b>	<b>3%</b>
<b>Out-of-State Institutions</b>	<b>926</b>	<b>54%</b>	<b>790</b>	<b>42%</b>	<b>873</b>	<b>34%</b>	<b>2,589</b>	<b>42%</b>
<b>All Transfers</b>	<b>1,701</b>	<b>100%</b>	<b>1,890</b>	<b>100%</b>	<b>2,563</b>	<b>100%</b>	<b>6,154</b>	<b>100%</b>

\* Students shown as transferring from and to the same campus transitioned from non-degree status to degree-seeking status.



# Retention and Graduation Rates

## Boulder

Freshman Retention Rate	84%
(Fall 2011 Cohort: Percent Enrolled Fall 2012)	
Six-Year Graduation Rate	68%
(2006 Cohort: Percent Graduated within Six Years)	

## Colorado Springs

Freshman Retention Rate	66%
(Fall 2011 Cohort: Percent Enrolled Fall 2012)	
Six-Year Graduation Rate	46%
(2006 Cohort: Percent Graduated within Six Years)	

## Denver

Freshman Retention Rate	71%
(Fall 2011 Cohort: Percent Enrolled Fall 2012)	
Six-Year Graduation Rate	45%
(2006 Cohort: Percent Graduated within Six Years)	

# Degrees Awarded, Fiscal Year 2011-12

	Bachelor's	Master's	Doctorate - Research	Doctorate - Professional Practice	All Degree Levels
<b>Boulder</b>	<b>6,553</b>	<b>1,333</b>	<b>355</b>	<b>181</b>	<b>8,422</b>
College of Arts & Sciences	4,643	396	231	4	5,274
College of Engineering and Applied Science	636	498	84		1,218
College of Music	60	47	19		126
Leeds School of Business	733	228	6		967
Environmental Design	216				216
Journalism & Mass Communication	265	20	4		289
School of Education		135	11		146
School of Law		9		177	186
<b>Colorado Springs</b>	<b>1,460</b>	<b>496</b>	<b>11</b>	<b>5</b>	<b>1,972</b>
College of Business and Administration	282	132			414
College of Engineering and Applied Science	110	58	3		171
College of Letters, Arts, and Sciences	856	65			921
Beth-El College of Nursing and Health Sciences	168	50		5	223
College of Education		160	8		168
School of Public Affairs	44	31			75
<b>Denver</b>	<b>1,742</b>	<b>1,784</b>	<b>49</b>	<b>-</b>	<b>3,575</b>
Business School	343	581			924
College of Architecture and Planning		214	6		220
College of Arts and Media	193	8			201
College of Engineering and Applied Science	122	107	8		237
College of Liberal Arts and Sciences	1,024	166	11		1,201
School of Education and Human Development <sup>1</sup>		553	15		568
School of Public Affairs	60	155	9		224
<b>Anschutz Medical Campus</b>	<b>206</b>	<b>280</b>	<b>58</b>	<b>529</b>	<b>1,073</b>
College of Nursing	203	96	4	18	321
School of Dental Medicine		18		87	105
School of Medicine	3	70	44	231	348
School of Pharmacy			3	193	196
School of Public Health		96	7		103
<b>CU Total</b>	<b>9,961</b>	<b>3,893</b>	<b>473</b>	<b>715</b>	<b>15,042</b>

# Student Satisfaction

## Boulder

82% of seniors would attend this institution if they started over again  
85% of seniors rated their entire educational experience as good or excellent  
75% of seniors reported that other students were friendly or supportive

Source: [www.collegeportraits.org/CO/CU-Boulder/student\\_experiences](http://www.collegeportraits.org/CO/CU-Boulder/student_experiences)

## Colorado Springs

75% of seniors would attend this institution if they started over again  
78% of seniors rated their entire educational experience as good or excellent  
73% of seniors reported that other students were friendly or supportive

Source: [www.collegeportraits.org/CO/UCCS/student\\_experiences](http://www.collegeportraits.org/CO/UCCS/student_experiences)

## Denver

74% of seniors would attend this institution if they started over again  
82% of seniors rated their entire educational experience as good or excellent  
77% of seniors reported that other students were friendly or supportive

Source: [www.collegeportraits.org/CO/UCD/student\\_experiences](http://www.collegeportraits.org/CO/UCD/student_experiences)

Based on responses to the National Survey of Student Engagement (NSSE)

# CU Faculty and Staff



# Fall 2012 Faculty and Staff Headcount

	Boulder			Colorado Springs			Denver Anschutz			System Administration			CU Total		
	Full-Time	Part-Time	Total	Full-Time	Part-Time	Total	Full-Time	Part-Time	Total	Full-Time	Part-Time	Total	Full-Time	Part-Time	Total
<b>Faculty</b>	<b>1,996</b>	<b>890</b>	<b>2,886</b>	<b>430</b>	<b>332</b>	<b>762</b>	<b>3,568</b>	<b>765</b>	<b>4,333</b>				<b>5,994</b>	<b>1,987</b>	<b>7,981</b>
Instructional Faculty	1,387	665	2,052	399	327	726	2,941	559	3,500				4,727	1,551	6,278
Tenured/Tenure Track	1,075	1	1,076	236	2	238	1,856	9	1,865				3,167	12	3,179
Full Professor	449	1	450	80	1	81	504	8	512				1,033	10	1,043
Associate Professor	356	-	356	74	-	74	581	-	581				1,011	-	1,011
Assistant Professor	270	-	270	82	1	83	771	1	772				1,123	2	1,125
Non-Tenure Track	312	664	976	163	325	488	1,085	550	1,635				1,560	1,539	3,099
Instructor/Sr. Instructor	312	6	318	163	5	168	947	7	954				1,422	18	1,440
Other	-	658	658	-	320	320	138	543	681				138	1,521	1,659
Research Faculty	609	225	834	26	5	31	572	16	588				1,207	246	1,453
Public Service Faculty	-	-	-	5	-	5	55	190	245				60	190	250
<b>Staff</b>	<b>3,797</b>	<b>793</b>	<b>4,590</b>	<b>516</b>	<b>40</b>	<b>556</b>	<b>3,652</b>	<b>239</b>	<b>3,891</b>	<b>313</b>	<b>25</b>	<b>338</b>	<b>8,278</b>	<b>1,097</b>	<b>9,375</b>
Officers	25	-	25	12	-	12	32	-	32	18	1	19	87	1	88
Management/Other Professionals/Support Staff	3,772	793	4,565	504	40	544	3,620	239	3,859	295	24	319	8,191	1,096	9,287
<b>TOTAL</b>	<b>5,793</b>	<b>1,683</b>	<b>7,476</b>	<b>946</b>	<b>372</b>	<b>1,318</b>	<b>7,220</b>	<b>1,004</b>	<b>8,224</b>	<b>313</b>	<b>25</b>	<b>338</b>	<b>14,272</b>	<b>3,084</b>	<b>17,356</b>

Includes all employees reported for the IPEDS Human Resources Survey for Fall 2012; excludes student and other temporary employees and those on leave without pay.

To be consistent with IPEDS reporting conventions, library faculty (including tenured and tenure track) are reported as staff. Similarly, most professional research assistants and senior professional research assistants are reported as staff, although they are classified as research faculty by the University of Colorado.

# Faculty Excellence

## Top Faculty Honors, 2012-13

**David Wineland**, a lecturer in CU-Boulder's physics department and a researcher at the National Institute of Standards and Technology, won the **2012 Nobel Prize** in physics for his work using laser cooling to trap individual ions, allowing researchers to manipulate and measure individual quantum systems. He shared the prize with France's Serge Haroche.

Distinguished Professor **Kristi Anseth** of CU-Boulder's chemical and biological engineering department and Professor **Henry Kapteyn** of the physics department were elected into the **National Academy of Sciences**. This is a top honor recognizing scientists and engineers for their distinguished and continuing achievements in original research.

**Bryan Haugen**, MD, and **Marvin Schwarz**, MD, professors of medicine at the Anschutz Medical Campus, were elected to the **Association of American Physicians**. The nonprofit, professional organization was founded in 1885 for "the advancement of scientific and practical medicine."

**Milos Popovic**, assistant professor of electrical, computer and energy engineering at CU-Boulder, was awarded the prestigious **Packard Fellowship in Science and Engineering**. Popovic was one of 16 scientific researchers from universities across the country to receive the fellowship in 2012 .

**Veronica Vaida**, a professor of chemistry and biochemistry and a fellow of the Cooperative Institute for Research in Environmental Sciences at CU- Boulder, was inducted into the **American Academy of Arts and Sciences**. She was elected to the academy in recognition of her exceptional achievements in scientific research.

# Faculty Excellence

CU encourages faculty to excel both in the classroom and in research and scholarship. Excellence in teaching ensures that students derive all they can from faculty, and research is vital to a comprehensive university because it helps faculty stay at the forefront of their fields. CU supports its faculty through professional development programs that aim to improve the quality of undergraduate and graduate teaching.

The University of Colorado extends the title "**distinguished professor**" to recognize the outstanding contributions of CU faculty members to their academic disciplines, as attested to by national or international recognition and/or their significant public service achievements. To receive this honor, candidates must demonstrate exemplary teaching and distinguished scholarship or creative work.

The **President's Teaching Scholars** program brings together faculty from all CU campuses who have been recognized for their excellence in teaching, as well as research and creative work. Each scholar receives a stipend for two years, can access campus funds reserved for promoting teaching excellence, and holds the title of President's Teaching Scholar for the life of their association with the University of Colorado. Teaching scholars contribute to their campuses by participating in various university-sponsored activities designed to foster and recognize teaching excellence. They design, develop, and execute their own projects to enhance students' learning experiences. The signature project of the program's designers is the Colorado Learning Assessment Studies, or CLAS, a research project focusing on how students best learn and how faculty can best engage students in their learning.

# Distinguished Professors (Active)

**Kristi S. Anseth, Ph.D.**

Chemical & Biological Engineering - Boulder

**William P. Arend, M.D.**

Medicine/Rheumatology - Anschutz Medical Campus

**Frank S. Barnes, Ph.D.**

Electrical/Computer Engineering - Boulder

**Roger G. Barry, Ph.D.**

Geography - Boulder

**Christopher Bowman, Ph.D.**

Chemical and Biological Engineering - Boulder

**John C. Cambier, Ph.D.**

Immunology - Anschutz Medical Campus

**Robert Camley, Ph.D.**

Physics - Colorado Springs

**Marvin Caruthers, Ph.D.**

Chemistry/Biochemistry - Boulder

**Wayne Cascio, Ph.D.**

Business - Denver

**Thomas R. Cech, Ph.D.**

Chemistry/Biochemistry - Boulder

**Reuben Cherniack, M.D.**

Medicine - Anschutz Medical Campus

**Henry N. Claman, Ph.D.**

Microbiology/Immunology- Anschutz Medical Campus

**Peter deLeon, Ph.D**

Public Affairs - Denver

**Andrzej Ehrenfeucht, Ph.D.**

Computer Science - Boulder

**Margaret A. Eisenhart, Ph.D.**

Education - Boulder

**Stephen I. Goodman, M.D.**

Medicine - Anschutz Medical Campus

**Richard F. Hamman, M.D., Dr.PH**

Epidemiology - Anschutz Medical Campus

**James Hynes, Ph.D.**

Chemistry/Biochemistry - Boulder

**Kathryn Bloch Horwitz, Ph.D.**

Medicine/Endocrinology - Anschutz Medical Campus

**Peter Henson, M.D.**

Medicine - Anschutz Medical Campus

**John W. Kappler, Ph.D.**

Immunology - Anschutz Medical Campus

**Donald Klingner, Ph.D.**

Public Affairs - Colorado Springs

**Richard D. Krugman, M.D.**

Medicine - Anschutz Medical Campus

**Carl Lineberger, Ph.D.**

Chemistry/Biochemistry - Boulder

**Steven Maier, Ph.D.**

Psychology - Boulder

**Spero M. Manson, Ph.D.**

Psychiatry - Anschutz Medical Campus

**James R. Markusen, Ph.D.**

Economics - Boulder

**Philippa Marrack, Ph.D.**

Immunology - Anschutz Medical Campus

**Robert C. Murphy, Ph.D.**

Pharmacology - Anschutz Medical Campus

**Allan McMurray**

Music - Boulder

**Jane Menken, Ph.D.**

Sociology - Boulder

**Margaret M. Murnane, Ph.D.**

Physics and Electrical and Computer Engineering - Boulder

**Norman R. Pace, Ph.D.**

Molecular, Cellular & Developmental Biology - Boulder

**Zoya Popovic, Ph.D.**

Electrical, Computer and Energy Engineering - Boulder

**Thomas A Pyszczynski, Ph.D.**

Psychology - Colorado Springs

**E. Chester Ridgway, M.D.**

Medicine - Anschutz Medical Campus

**Pierre Schlag, J.D.**

Law - Boulder

**Lorrie Shepard, Ph.D.**

Education - Boulder

**Paul E. Teske, Ph.D.**

Public Affairs - Denver

**Margaret Tolbert, Ph.D.**

Chemistry and Biochemistry - Boulder

**Richard Traystman, Ph.D.**

Medicine - Anschutz Medical Campus

**Linda M. R. Watkins, Ph.D.**

Psychology & Center for Neurosciences - Boulder

**Jean Watson, Ph.D.**

Nursing - Anschutz Medical Campus

**Carl E. Wieman, Ph.D.**

Physics - Boulder

**Charles F. Wilkinson, LL.B.**

Law - Boulder





# President's Teaching Scholars (Active)

**Martin Bickman 1989**  
English - Boulder

**Laura D. Goodwin 1989**  
Education - Denver

**Clayton H. Lewis 1989**  
Computer Science - Boulder

**Ronald W. Melicher 1989**  
Business - Boulder

**Edwin Rivers 1989**  
English - Boulder

**Barbara Swaby 1989**  
Education - Colorado Springs

**Richard Van DeWeghe 1989**  
English - Denver

**Donald Warrick 1989**  
Business - Colorado Springs

**Frederick Coolidge 1990**  
Psychology- Colorado Springs

**Michael Cummings 1990**  
Political Science - Denver

**Michael Grant 1990**  
Ecology & Evol. Biology - Boulder

**James Burkhart 1991**  
Physics- Colorado Springs

**Lee V. Chambers 1991**  
History - Boulder

**Anne Costain 1991**  
Political Science - Boulder

**James Palmer 1991**  
Film Studies - Boulder

**J. John Cohen 1992**  
Immunology - Anschutz Medical Campus

**Alexander Cruz 1992**  
Ecology & Evolutionary Biology - Boulder

**Wesley Morrison 1992**  
Philosophy - Boulder

**Marianne Wesson 1992**  
Law - Boulder

**James H. Curry 1993**  
Applied Mathematics - Boulder

**Thomas P. Huber 1993**  
Geography, Envir. Studies- Colorado Springs

**Mitchell Handelsman 1994**  
Psychology - Denver

**Donald J. Kleier 1994**  
Dentistry - Anschutz Medical Campus

**Glenn T. Morris 1994**  
Political Science - Denver

**J. Michael Shull 1994**  
Astrophysical and Planetary Sci. - Boulder

**Joan E. Klingel Ray 1994**  
English - Colorado Springs

**Gene Abrams 1996**  
Mathematics - Colorado Springs

**Linda R. Watkins 1996**  
Psychology - Boulder

**Harvey Segur 1998**  
Mathematics - Boulder

**Robert Camley 1999**  
Physics - Colorado Springs

**Brian Argrow 2000**  
Aerospace Engineering - Boulder

**John L. Falconer 2000**  
Chemical Engineering - Boulder

**Daniel Barth 2004**  
Psychology - Boulder

**Carl Wieman 2004**  
Physics - Boulder

**Michael Eisenberg 2006**  
Computer Science - Boulder

**Shelby Wolf 2006**  
Education - Boulder

**Diane A. Conlin 2008**  
Art & Art History and Classics - Boulder

**Stanley A. Deetz 2008**  
Communication - Boulder

**Steven J. Pollock 2008**  
Physics - Boulder

**Steven G. Medema 2008**  
Economics - Denver

**Lonnie R. Johnson 2009**  
Surgical Dentistry - Anschutz Medical Campus

**Paul Harvey 2009**  
History - Colorado Springs

**Andrea O'Reilly Herrera 2009**  
Women's and Ethnic Studies - Colorado Springs

**Diane Sieber 2010**  
Engineering and Applied Science - Boulder

**Mark Earnest 2011**  
Internal Medicine - Anschutz Medical Campus

**Robert Feinstein 2011**  
Psychiatry - Anschutz Medical Campus

**David Klaus 2011**  
Aerospace Engineering - Boulder

**Eric Stade 2011**  
Mathematics - Boulder

**Noah Finkelstein 2012**  
Physics - Boulder

**Harihar Rajaram 2012**  
Civil, Envir. and Architectural Eng. - Boulder

**Scot Douglass 2013**  
Peace and Conflict Studies - Boulder

**Elsbeth Dusinberre 2013**  
Classics - Boulder

**Charles Benight 2013**  
Psychology - Colorado Springs

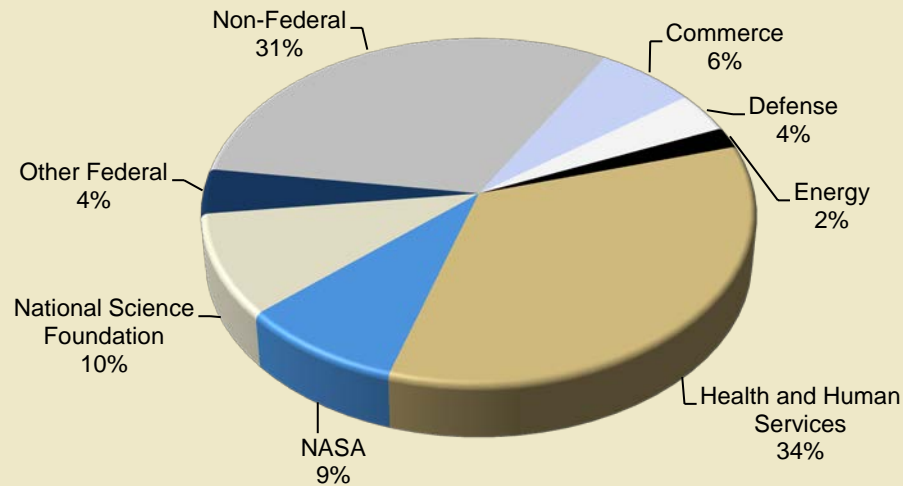
# CU Research



# Research Awards, Fiscal Year 2011-12

Award Sponsor	Boulder	Colorado Springs	Denver	Anschutz Medical Campus	CU Total
Federal	\$ 294,966,264	\$ 1,337,861	\$ 16,502,909	\$ 252,519,477	\$ 565,326,511
Nonfederal	\$ 85,738,329	\$ 3,671,445	\$ 5,904,230	\$ 159,186,231	\$ 254,500,235
<b>Total</b>	<b>\$ 380,704,593</b>	<b>\$ 5,009,306</b>	<b>\$ 22,407,139</b>	<b>\$ 411,705,708</b>	<b>\$ 819,826,746</b>

FY 2011-12 Research Awards by Funding Source



# Technology Transfer, Fiscal Year 2011-12

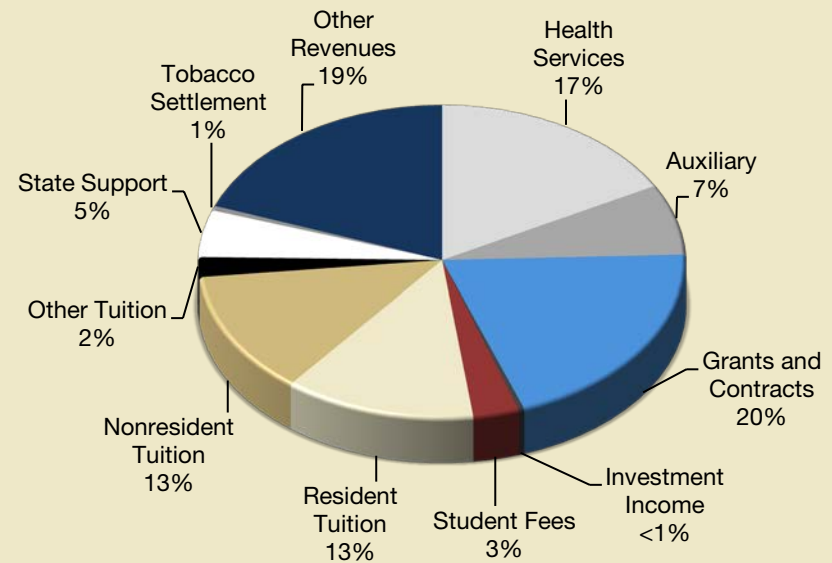
	FY 2011-12	FY 2004-05 to FY 2011-12 Total
Invention Disclosures	226	1,830
U.S. Patent Applications	261	1,587
Total Options/Licenses	47	458
Exclusive Options/Licenses	32	297
License Revenue (in millions \$)	\$32.8 million	\$114.6 million
Start-up Companies	10	81

# CU Financial Information

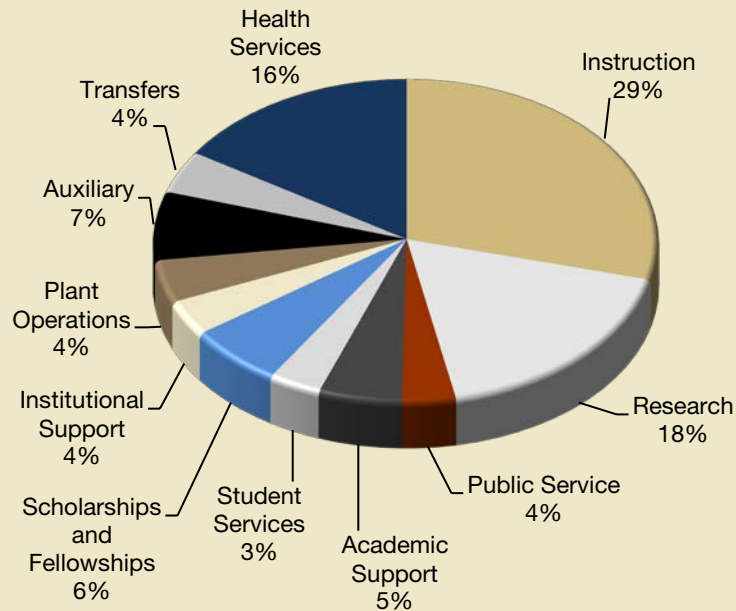


# Budgeted Revenues, Fiscal Year 2012-13

FY 2012-13 Budgeted Revenues			
Health Services	\$	497,194,487	17.1%
Auxiliary Operating Revenues	\$	213,621,976	7.3%
Grants and Contracts	\$	584,546,223	20.1%
Investment Income	\$	10,731,037	0.4%
Student Fees	\$	88,531,518	3.0%
Resident Tuition	\$	368,534,455	12.7%
Nonresident Tuition	\$	367,093,359	12.6%
Other Tuition (Continuing Ed)	\$	59,504,098	2.0%
State Support	\$	141,171,344	4.9%
State Tobacco Settlement	\$	13,923,200	0.5%
Other Revenues	\$	563,112,565	19.4%
<b>Total</b>	<b>\$</b>	<b>2,907,964,262</b>	<b>100.0%</b>



# Budgeted Expenditures, Fiscal Year 2012-13



## FY 2012-13 Budgeted Expenditures

Instruction	\$	844,378,162	29.0%
Research	\$	18,461,327	17.8%
Public Service	\$	99,789,399	3.4%
Academic Support	\$	55,150,804	5.3%
Student Services	\$	98,125,664	3.4%
Scholarships and Fellowships	\$	178,388,727	6.1%
Institutional Support	\$	102,958,533	3.5%
Plant Operations	\$	123,200,796	4.2%
Auxiliary Operating Expenditures	\$	198,331,552	6.8%
Transfers	\$	123,715,905	4.3%
Health Services	\$	465,463,393	16.0%
<b>Total</b>	<b>\$</b>	<b>2,907,964,262</b>	<b>100.0%</b>

# 2012-13 Cost of Attendance – Resident Students

## Cost of Attendance for Full-Time Resident Students, FY 2012-2013

Campus	Undergraduate <sup>b</sup>	Graduate	Mandatory Fees <sup>c</sup>	Room & Board
Boulder <sup>a</sup>	\$8,056	\$9,738	\$1,434 UG	\$11,730 UG
			\$1,443 Grad	\$8,901 Grad
Colorado Springs <sup>a</sup>	\$7,050	\$8,532	\$1,189	\$8,300 UG
				\$8,901 Grad
Denver <sup>a</sup>	\$7,980	\$7,712	\$960	\$10,210 UG
				\$8,901 Grad
Anschutz Medical Campus				
Nursing	\$10,200	MS-\$14,700	\$267	\$8,901
Public Health		\$19,170	\$267	\$8,901
Medicine		\$32,683	\$267	\$8,901
Dentistry		\$28,868	\$267	\$8,901
Pharmacy		\$22,582	\$267	\$8,901

<sup>a</sup> Tuition based on enrollment in Arts & Sciences/Liberal Arts; tuition varies by school/college.

<sup>b</sup> Resident undergraduate tuition rates do not include \$1,860 that is offset for eligible students by the College Opportunity Fund.

<sup>c</sup> Mandatory fees are charged to students on a semester basis and are directly related to a specific activity/program; do not include instructional course fees.



# 2012-13 Cost of Attendance – Non-resident Students

## Cost of Attendance for Full-Time Non-resident Students, FY 2012-2013

Campus	Undergraduate	Graduate	Mandatory Fees <sup>b</sup>	Room & Board
Boulder <sup>a</sup>	\$29,952	\$26,208	\$1,434 UG	\$11,730 UG
			\$1,443 Grad	\$8,901 Grad
Colorado Springs <sup>a</sup>	\$16,720	\$18,360	\$1,189	\$8,300 UG
				\$8,901 Grad
Denver <sup>a</sup>	\$23,124	\$22,038	\$960	\$10,210 UG
				\$8,901 Grad
Anschutz Medical Campus				
Nursing	\$24,570	\$29,700-MS	\$267	\$8,901
Public Health		\$34,560	\$267	\$8,901
Medicine <sup>c</sup>		\$32,968	\$26,222	\$8,901
Dentistry <sup>c</sup>		\$28,868	\$25,570	\$8,901
Pharmacy		\$37,758	\$267	\$8,901

<sup>a</sup> Tuition based on enrollment in Arts & Sciences/Liberal Arts; tuition varies by school/college.

<sup>b</sup> Mandatory fees are charged to students on a semester basis and are directly related to a specific activity/program; do not include instructional course fees.

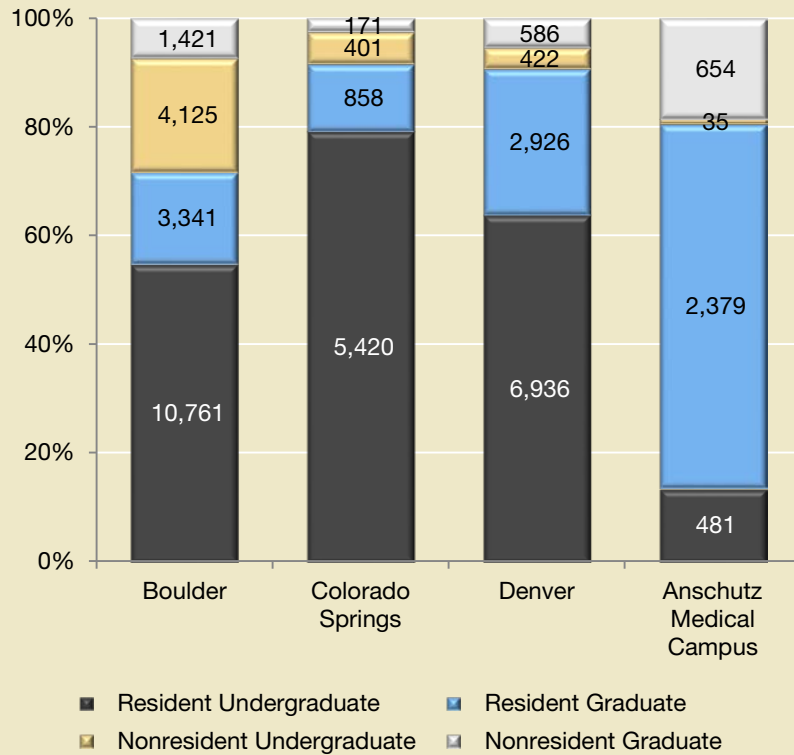
<sup>c</sup> The School of Medicine and School of Dentistry assess a support fee for accountable students in the Medical Doctor and Doctor of Dental Surgery (pursuant to HB 06-1285).

# Student Financial Assistance, Fiscal Year 2011-12

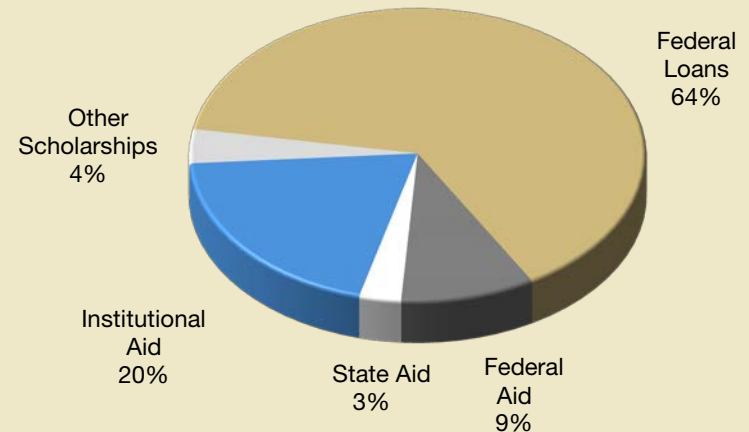
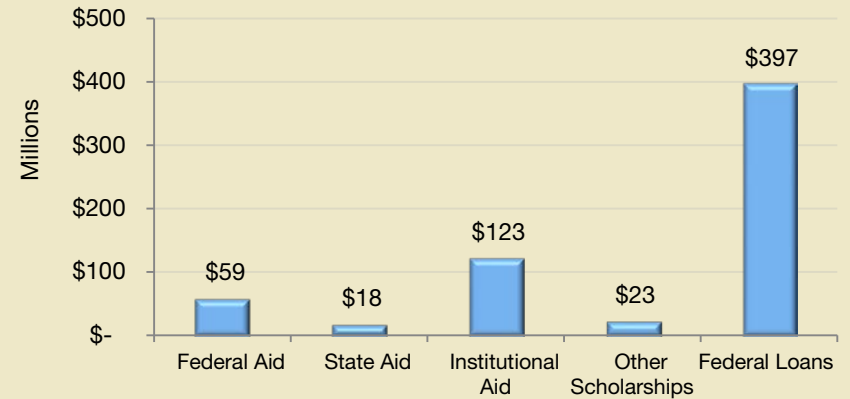
	Boulder	Colorado Springs	Denver	Anschutz Medical Campus	CU Total
<b>Number of Students Receiving Financial Assistance</b>	<b>19,648</b>	<b>6,850</b>	<b>10,870</b>	<b>3,549</b>	<b>40,917</b>
Resident Undergraduate	10,761	5,420	6,936	481	23,598
Nonresident Undergraduate	4,125	401	422	35	4,983
Resident Graduate	3,341	858	2,926	2,379	9,504
Nonresident Graduate	1,421	171	586	654	2,832
<b>Amount of Financial Assistance Awarded</b>	<b>\$ 313,521,927</b>	<b>\$ 73,980,539</b>	<b>\$ 133,540,741</b>	<b>\$ 99,766,554</b>	<b>\$ 620,809,761</b>
Federal Aid	\$ 29,477,762	\$ 11,450,645	\$ 15,623,062	\$ 2,332,716	\$ 58,884,185
State Aid	\$ 7,347,942	\$ 3,442,820	\$ 4,673,120	\$ 2,889,587	\$ 18,353,469
Institutional Aid	\$ 92,811,923	\$ 7,964,706	\$ 13,881,742	\$ 8,322,358	\$ 122,980,729
Other Scholarships	\$ 16,848,734	\$ 2,979,694	\$ 3,003,849	\$ 490,456	\$ 23,322,733
Federal Loans	\$ 167,035,566	\$ 48,142,674	\$ 96,358,968	\$ 85,731,437	\$ 397,268,645

# Student Financial Assistance, Fiscal Year 2011-12

Number of Students Receiving Financial Assistance



Amount Awarded by Type of Assistance




Total Financial Assistance Awarded = \$620.8 million

# Credit Ratings

Achieving and maintaining a high bond rating is a key measure of financial stewardship and accountability to university stakeholders. Maintaining a high bond rating also helps to lower operating expenses.

	Moody's	Standard & Poor's	Fitch
	Aaa	AAA	AAA
	Aa1	AA+	<b>AA+</b>
	<b>Aa2</b>	AA	AA
	Aa3	<b>AA-</b>	AA-
	A1	A+	A+
	A2	A	A
	A3	A-	A-
	Baa1	BBB+	BBB+
	Baa2	BBB	BBB
	Baa3	BBB-	BBB-
	Ba1	BB+	BB+
	Ba2	BB	BB
	Ba3	BB-	BB-
	B1	B+	B+
	B2	B	B
	B3	B-	B-
	Caa	CCC+	CCC
	Ca	CCC	CC
	C	CCC-	C
		D	RD/D

 CU Rating

Investment Grade

Contact Information:

Jill Taylor  
Director, Institutional Research and Effectiveness  
Office of the Vice President for Budget and Finance  
University of Colorado  
1800 Grant Street, Suite 800  
Denver, Colorado 80203

Phone: 303-860-5612  
Email: [jill.taylor@cu.edu](mailto:jill.taylor@cu.edu)  
Web address: [www.cu/ir](http://www.cu/ir)

Produced June 2013