

Tuition, Fees and Compensation

April 8, 2021

FOUR CAMPUSES UNITED
ALL FOUR:**ONE**



University of Colorado
Boulder | Colorado Springs | Denver | Anschutz Medical Campus

Requested Actions

Tuition

- Tuition buy down for students, including a 0.0% effective rate change for undergraduate students
 - Achieved by using relief funds to provide a one-time tuition buy down in FY 2021-22 after implementing a 3.0% tuition rate increase for resident undergraduate students

Fees

- Specific to campuses



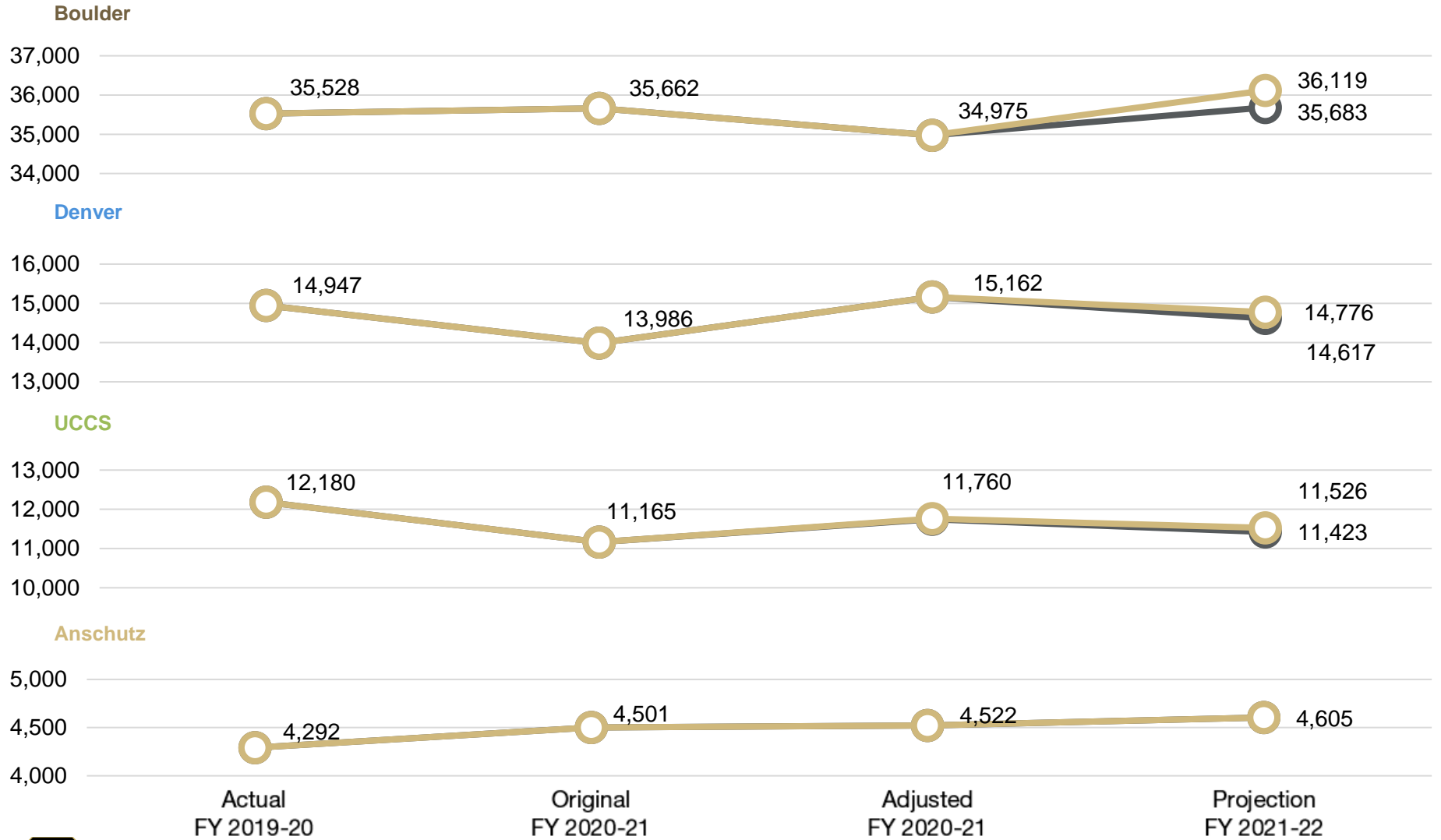
Requested Actions (cont.)

Compensation

- 3.0% increase for Classified Staff (effective July 1)
- CU Anschutz compression and retention initiative (effective July 1)
- 2.0% temporary monthly non-base building payment for Faculty and Exempt Staff (July 1 to Dec 31)
- Revenue thresholds for compensation for Faculty and Exempt Staff
 - Fall 2021 Census will determine if revenue thresholds are met
 - Board will be informed of resulting compensation in October
 - January 1 to December 31st compensation cycle
 - CU Anschutz to remain on fiscal year compensation cycle



Enrollment Changes by Campus



University of Colorado

Boulder | Colorado Springs | Denver | Anschutz Medical Campus

FOUR CAMPUSES UNITED

February Estimate April Estimate

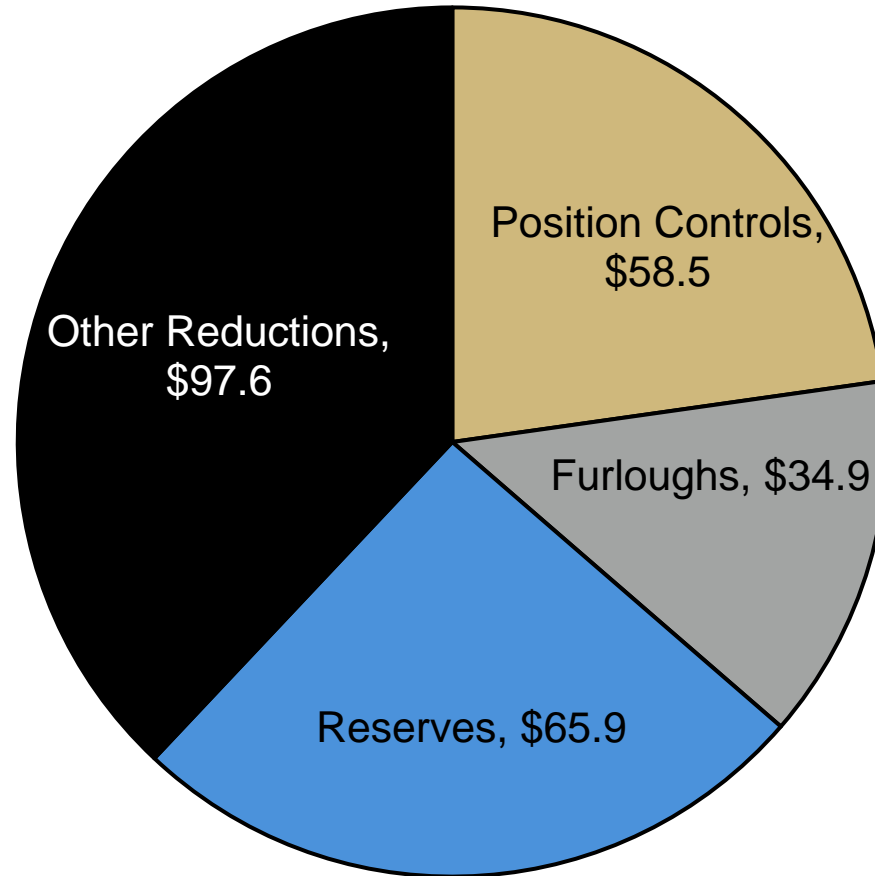
Budget Gaps Covered by Relief Funds Vary

Governing Board	FY 2020-21 Budget Impact (In millions)		
	Revenue Loss and Additional Cost	Total Federal Relief FY 2020-21 CARES Act CRF CARES Act HEERF I CRRSA HEERF II	Estimated Remaining Difference FY 2020-21
CU System	-\$420.8	\$163.9	-\$256.9
CSU System	-\$278.8	\$110.6	-\$168.2
CCCS	-\$140.7	\$137.2	-\$3.5
UNC	-\$39.5	\$27.8	-\$11.8
Mines	-\$35.5	\$18.3	-\$17.2
CMU	-\$24.3	\$18.7	-\$5.6
MSU-Denver	-\$17.4	\$52.8	\$35.5
Western	-\$11.4	\$11.8	\$0.4
Ft. Lewis	-\$7.9	\$7.5	-\$0.5
Adams	-\$9.1	\$9.1	\$0.0
CMC	-\$1.2	\$9.2	\$8.0
Aims	-\$10.3	\$8.3	-\$1.9
ATC – EGTC	-\$7.8	\$6.4	-\$1.3
ATC – TCR	-\$1.3	\$1.6	\$0.3
ATC - PTC	-\$22.1	\$0.0	-\$22.1

Note: Does not include HEERF Student Share funds awarded directly to students. HEERF III anticipated to be allocated in FY 2021-22.

How CU has balanced in FY 2020-21 (Systemwide, in millions)

\$257 million
Budget Gap



Notes: Based on February 2021 analysis by the CU System Office of Budget and Finance.

FOUR CAMPUSES UNITED

Federal Relief HEERF Funds

- HEERF I \$36.8 million
 - Student Share \$18.4 million – Fully allocated
 - Institution Share \$18.4 million – Fully allocated
- HEERF II \$62.0 million
 - Student Share \$18.4 million – Fully budgeted, being allocated
 - Institution Share \$43.6 million – Fully budgeted, reviewing federal guidance
- HEERF III \$108.8 million
 - Student Share \$54.4 million – Fully budgeted, awaiting federal guidance
 - Institution Share \$54.4 million – Fully budgeted, awaiting federal guidance



HEERF Student Share Funds Summary

Federal Student Share	HEERF I	HEERF II	HEERF III
Amount Available	\$18,421,069	\$18,421,069	\$54,403,489
Number of Students	11,655	12,764 (estimate)	30,904 (estimate)
Average Student Award	\$1,581	\$1,443 (estimate)	\$1,760 (estimate)

Note: Some share of HEERF Institutional Share may be directed towards grants to students not reflected here.



University of Colorado

Boulder | Colorado Springs | Denver | Anschutz Medical Campus

FOUR CAMPUSES UNITED

Use of HEERF Institutional Share Funds

- HEERF I - \$18.4 million
 - Student housing and dining credits and refunds
 - COVID related expenses, testing, PPE, other supplies
- HEERF II - \$43.6 million
 - Student housing and dining credits and refunds
 - COVID related expenses, testing, PPE, other supplies
- *HEERF III - \$54.4 million
 - One-time institutional tuition buydown FY 2021-22
 - 2.0% temporary compensation for Faculty and Exempt Staff (July 1 to Dec 31)
 - Revenue Loss and Expenses Incurred Restoring ETSP
 - Auxiliary Revenue Loss and Student Aid

*Accomplished through Revenue Loss and Expenses already incurred



University of Colorado

Boulder | Colorado Springs | Denver | Anschutz Medical Campus

FOUR CAMPUSES UNITED

Use of HEERF Institutional Share Funds Estimates

Component	CU Boulder	UCCS	CU Denver	CU Anschutz	Total
HEERF III	\$25.1	\$12.5	\$8.4	\$8.4	\$54.4
*One-time Tuition Buydown FY22	\$9.7	\$3.6	\$5.7	\$3.0	\$21.9
*2.0% temporary compensation	\$10.1	\$1.0	\$2.1	\$0.0	\$13.2
*Restore ETSP	\$5.2	\$6.6	\$0.7	\$5.4	\$17.9
Aux Revenue Loss & Student Aid	\$0.0	\$1.4	\$0.0	\$0.0	\$1.4

*Accomplished through Revenue Loss and Expenses already incurred

Component	CU Boulder	UCCS	CU Denver	CU Anschutz
ETSP FY 2019-20	\$33.8	\$12.5	\$10.3	\$10.9
ETSP Status in FY 2020-21	(\$24.0)	(\$10.2)	(\$8.0)	(\$6.2)
ETSP Remaining Balance	\$9.8	\$2.3	\$2.1	\$4.7
Estimated ETSP %	1.0%	1.4%	1.0%	1.5%
*Restore ETSP	\$5.2	\$6.6	\$0.7	\$5.4
ETSP Status after HEERF III	\$15.0	\$6.6	\$2.8	\$10.1
Estimated ETSP %	1.5%	4.0%	1.3%	3.2%

Note: HEERF III campus split current estimate for CU Denver | Anschutz, subject to change.




University of Colorado

Boulder | Colorado Springs | Denver | Anschutz Medical Campus

FOUR CAMPUSES UNITED

Billing Transparency



University of Colorado Boulder
For Illustrative Purposes Only

Student ID	Activity Through	Amount Due	Due Date	Amount Paid
123456789	09/03/21	\$5,364	09/05/21	\$

Buffalo, Ralphie
1234 16th Street
Boulder, CO 80309-0041

Bursar's Office – OCM, 41 UCB
University of Colorado Boulder
2055 Regent Dr., Room 175
Boulder, CO 80309-0041

1 123456789 0 5 19999 00000704340

DETACH HERE AND RETURN UPPER PORTION WITH PAYMENT

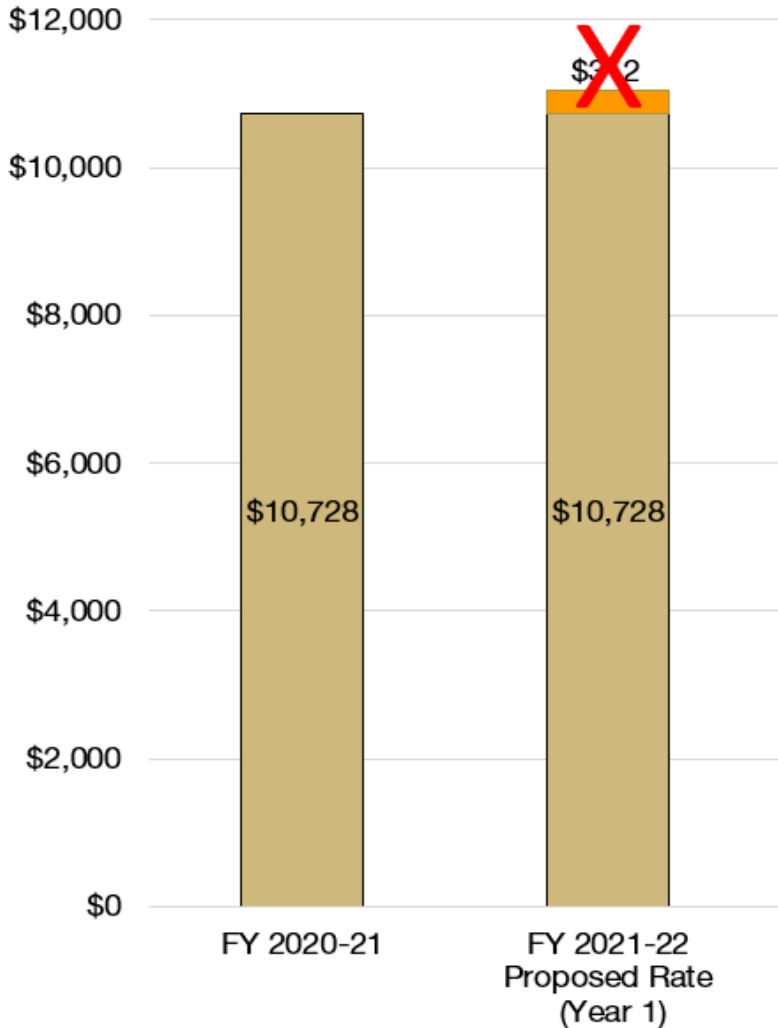
Buffalo, Ralphie 123456789 09/03/21
UNIVERSITY OF COLORADO
Boulder
Official Bill

ACCOUNT SUMMARY

Date	Description	Charges	Credits/ Payments
07/18/21	Tuition Fall UNGR Res	6080.00	
07/18/21	One-Time Post-Pandemic Tuition Credit		-156.00
07/18/21	College Opportunity Fund Fall		-560.00

Billing Hours 14	Activity Through 09/03/21	Amount Due Date Due	\$5,364.00 09/05/21
----------------------------	-------------------------------------	-------------------------------	-------------------------------

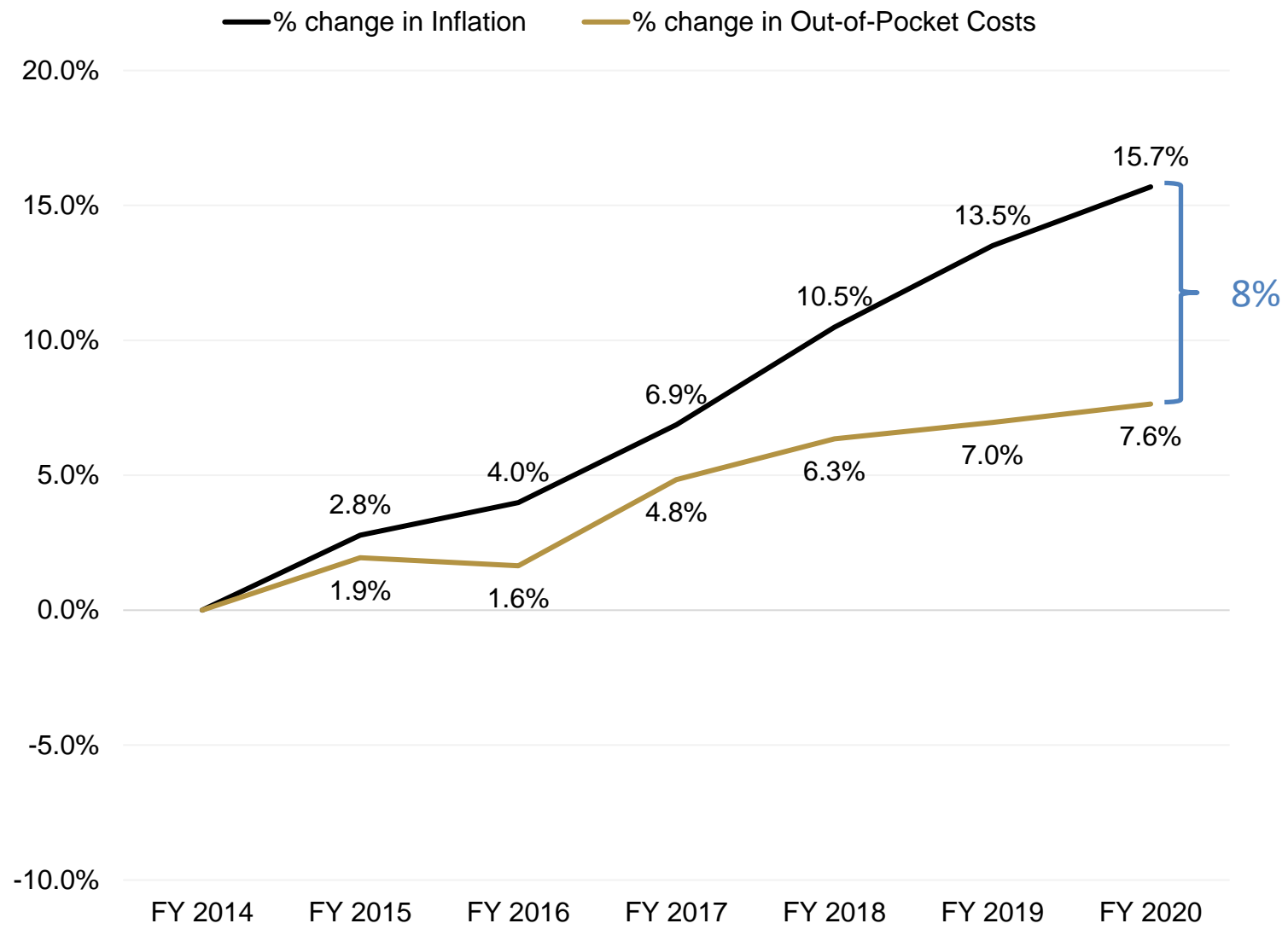
Note: No student fees included in this illustration



Out-of-Pocket Costs – CU System

Resident students applying for financial aid (all income groups)

- Average Cost of Attendance (COA) minus average grant aid package
- Grant aid is the sum of federal, state, institutional aid and other scholarships;
- Includes resident undergraduates applying for financial aid.



Source: CU System Office of Budget & Finance; 2018 dollars;



Student Aid Increasing Significantly

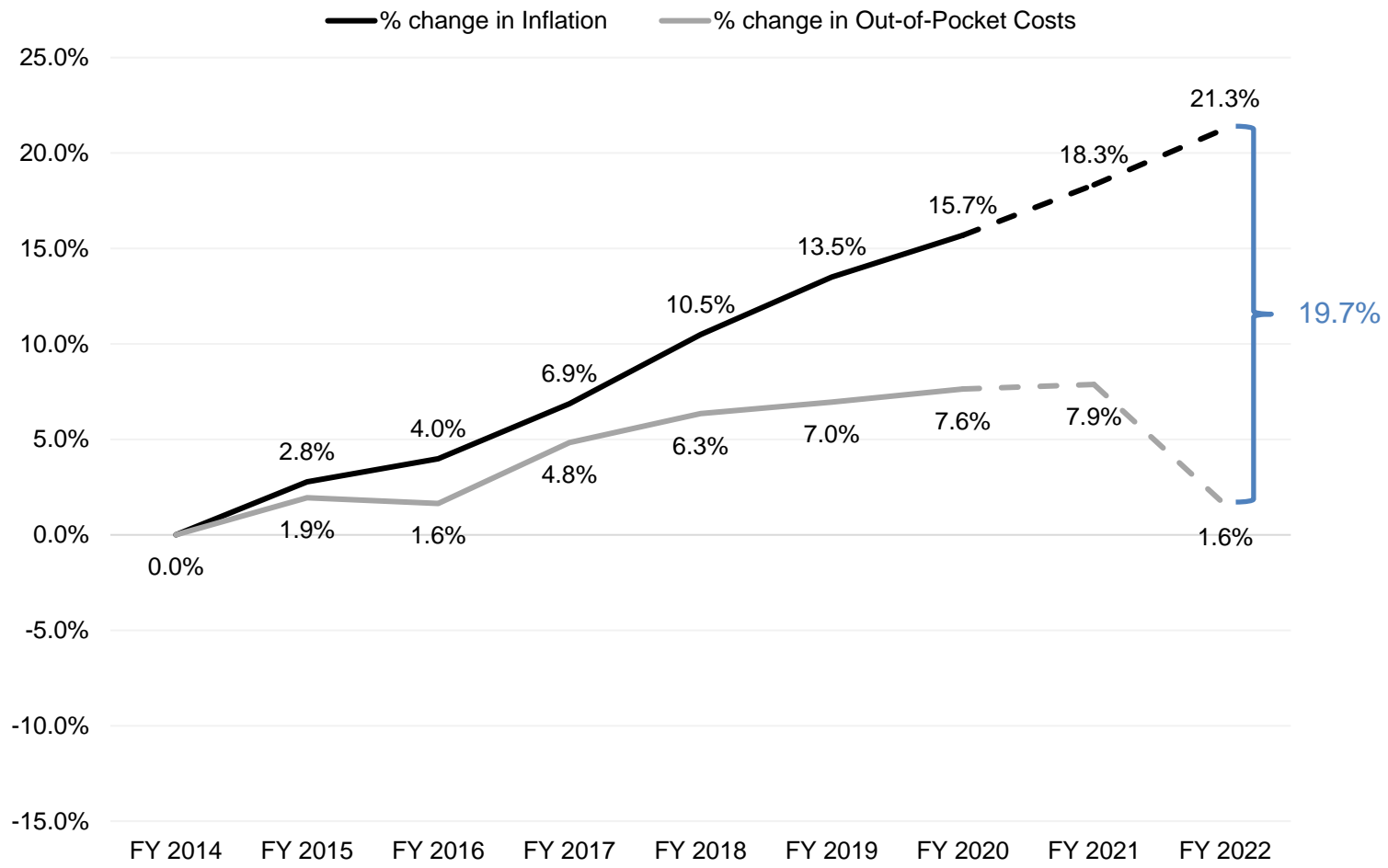
- HEERF II Emergency Student Relief Funding
 - Estimate of 12,764 students awarded an average of \$1,443
- HEERF III Emergency Student Relief Funding
 - Estimate of 30,904 students awarded an average of \$1,703
- Advocating for state federal relief funding for financial aid
 - \$610 per student (over 4 years)
- Advocating to double Pell at the federal level
 - \$115.4 million total at CU System (an additional \$57.7 million)

- Average Cost of Attendance (COA) minus average grant aid package
- Grant aid is the sum of federal, state, institutional aid and other scholarships;
- Includes resident undergraduates applying for financial aid.

Projected Out-of-Pocket Costs FY 2021-22

(with HEERF III and Tuition Buydown)

Resident students applying for financial aid (all income groups)

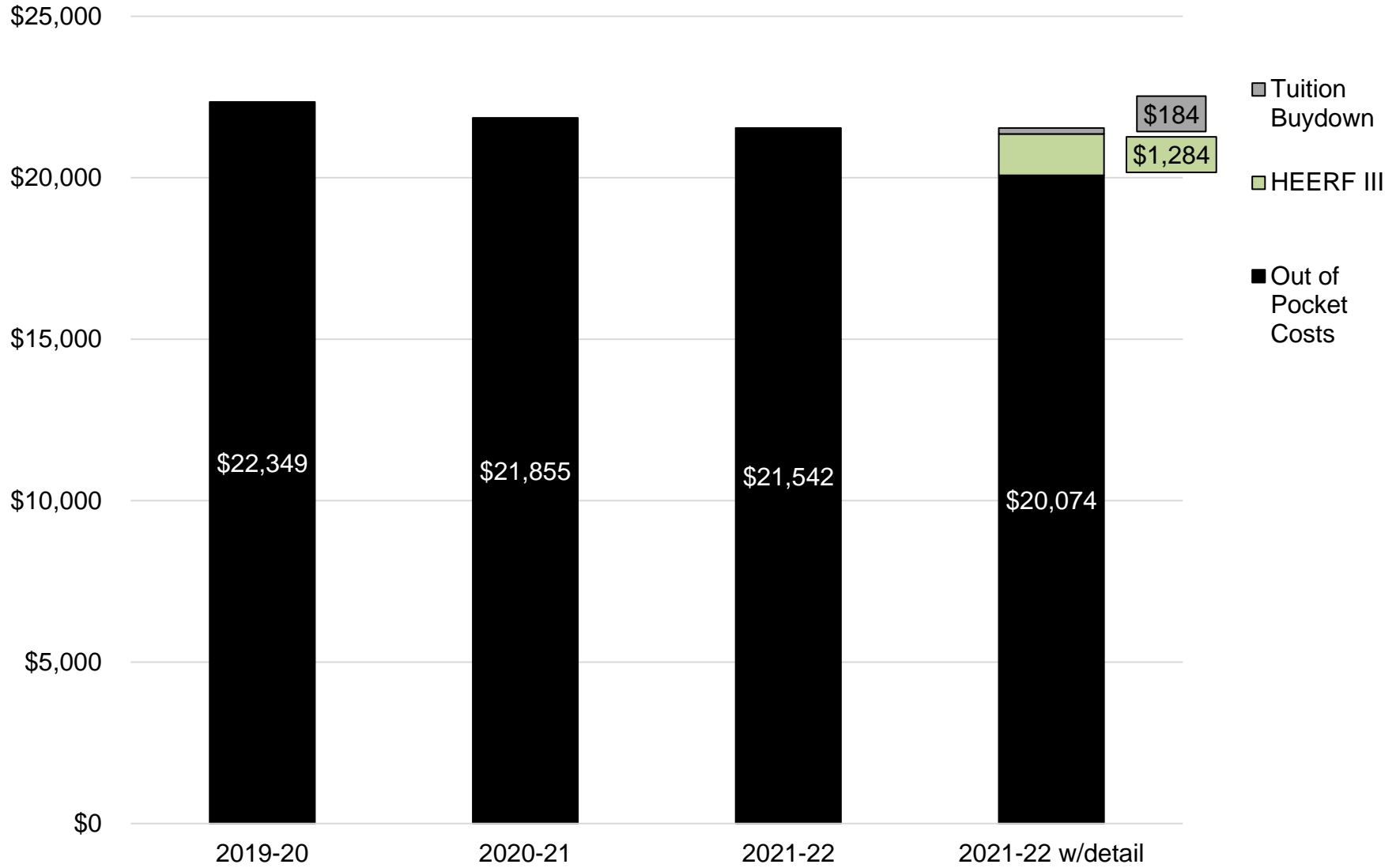


Source: CU System Office of Budget & Finance; Est. 2022 dollars;



Dashed line indicates projection

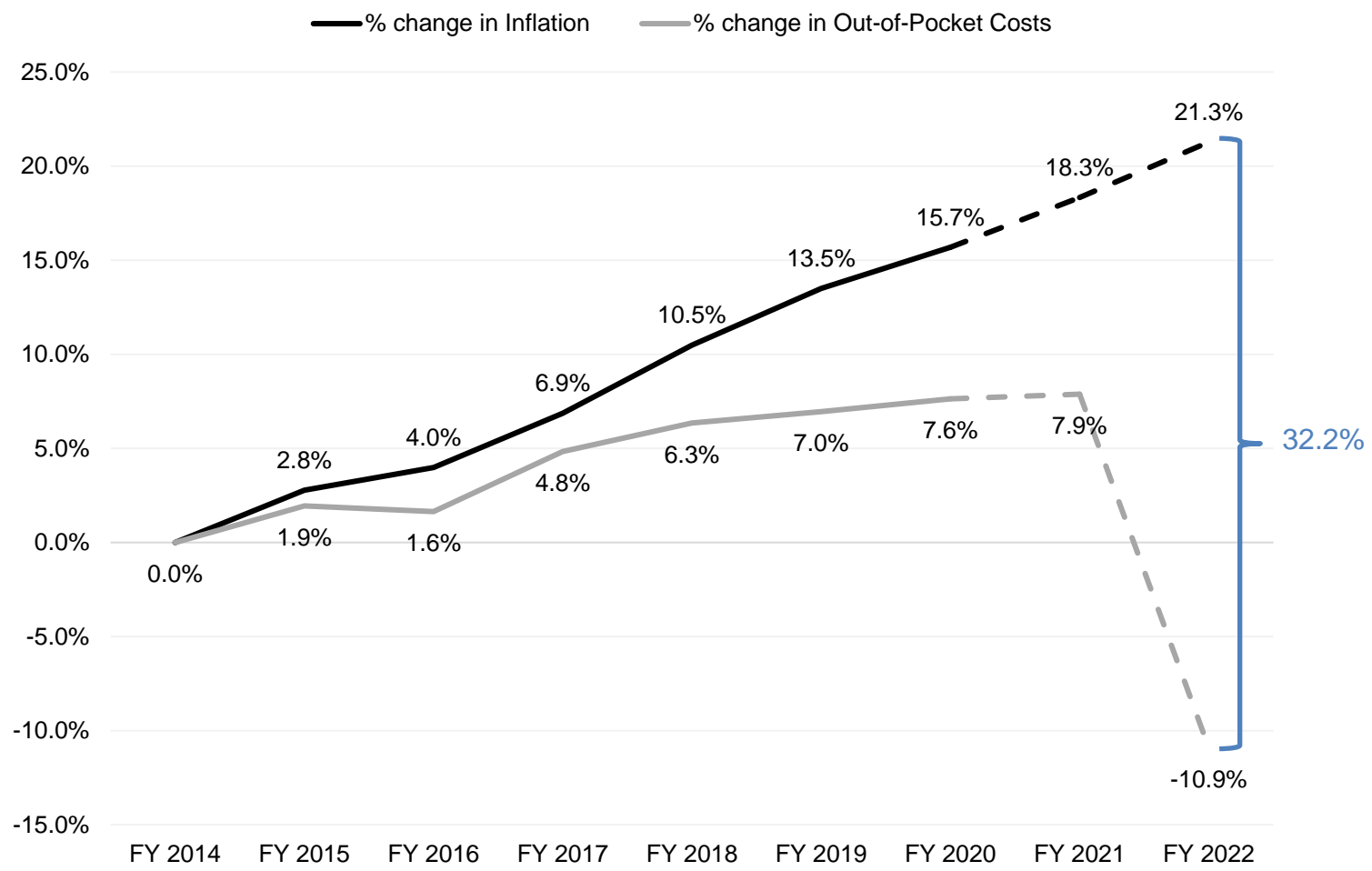
Systemwide Average Estimated Out of Pocket Costs Before Federal Request



- Average Cost of Attendance (COA) minus average grant aid package
- Grant aid is the sum of federal, state, institutional aid and other scholarships;
- Includes resident undergraduates applying for financial aid.

Projected Out-of-Pocket Costs FY 2021-22

(with HEERF III, Tuition Buydown, Double Pell, Stimulus with a Purpose)
Resident students applying for financial aid (all income groups)



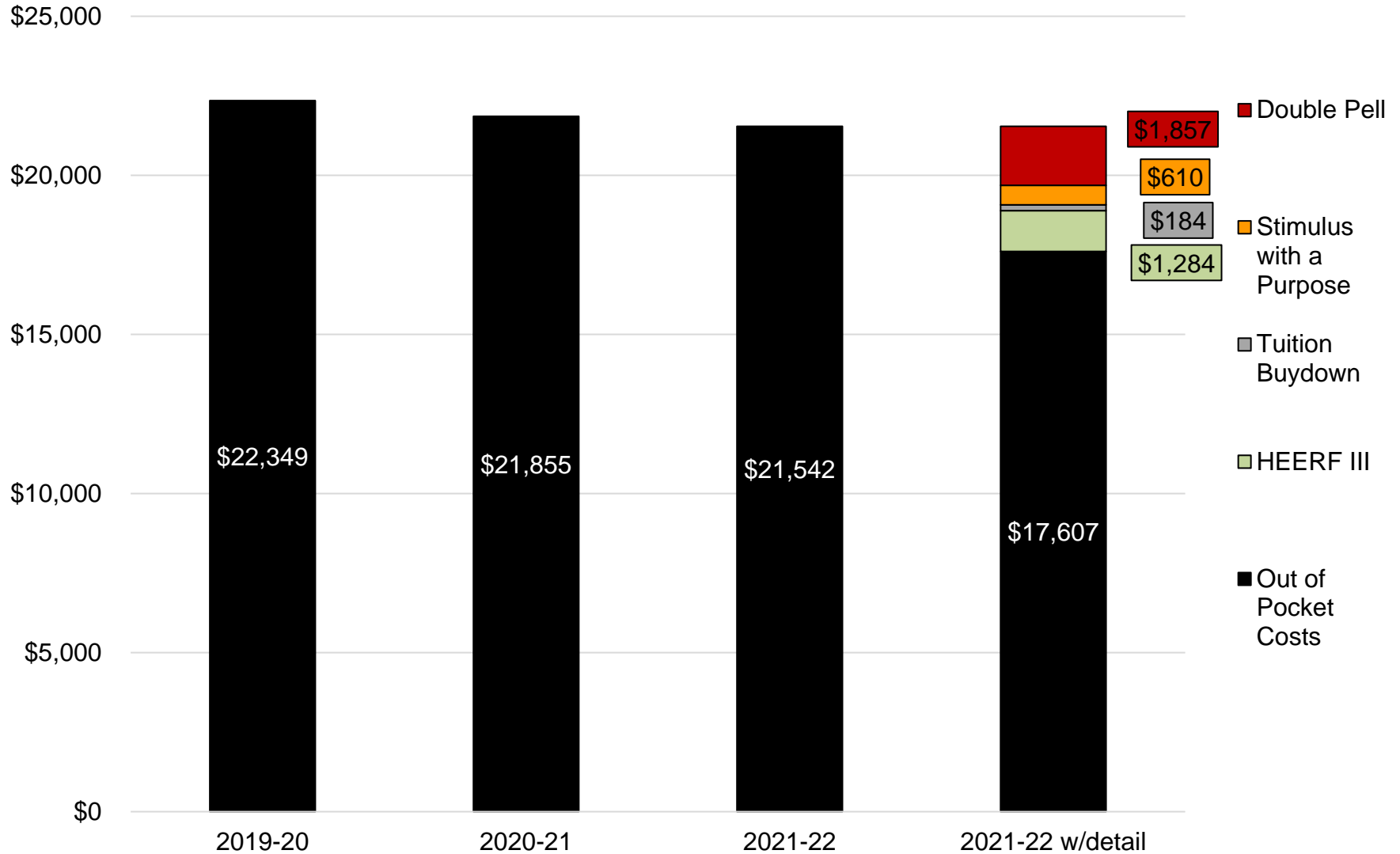
Source: CU System Office of Budget & Finance; Est. 2022 dollars;



Dashed line indicates projection

FOUR CAMPUSES UNITED

Systemwide Average Estimated Out of Pocket Costs With Federal Request



CU Promise Programs

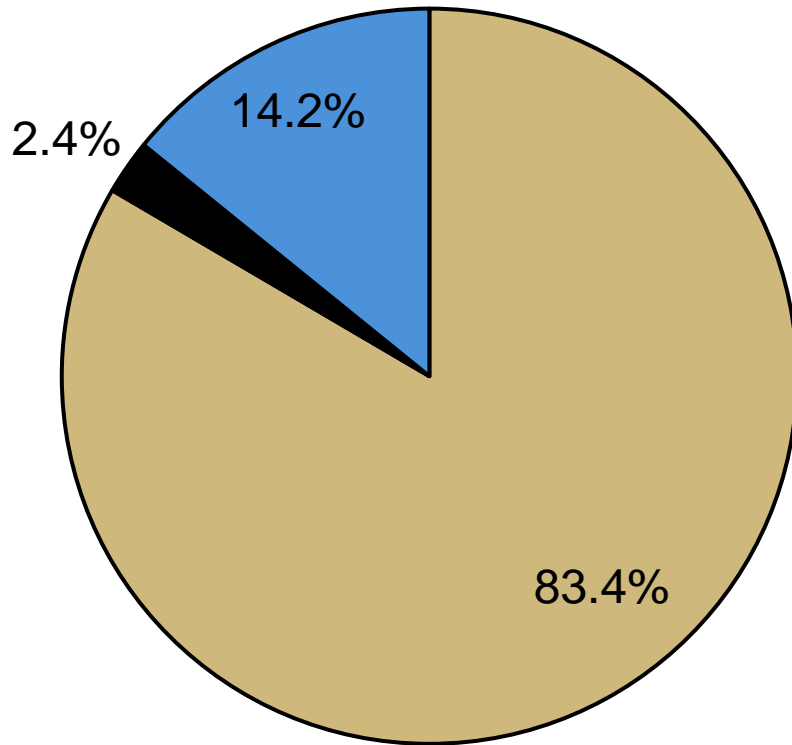
- CU Boulder, CU Denver and UCCS cover the student share of tuition and fees for the majority resident undergraduate Pell eligible students that meet campus-specific eligibility requirements.

Campus	# of Pell Students with Tuition And Fees Covered in FY 2019-20
Boulder	2,696 (1,790 CU Promise only)
Denver	1,887
UCCS	1,529

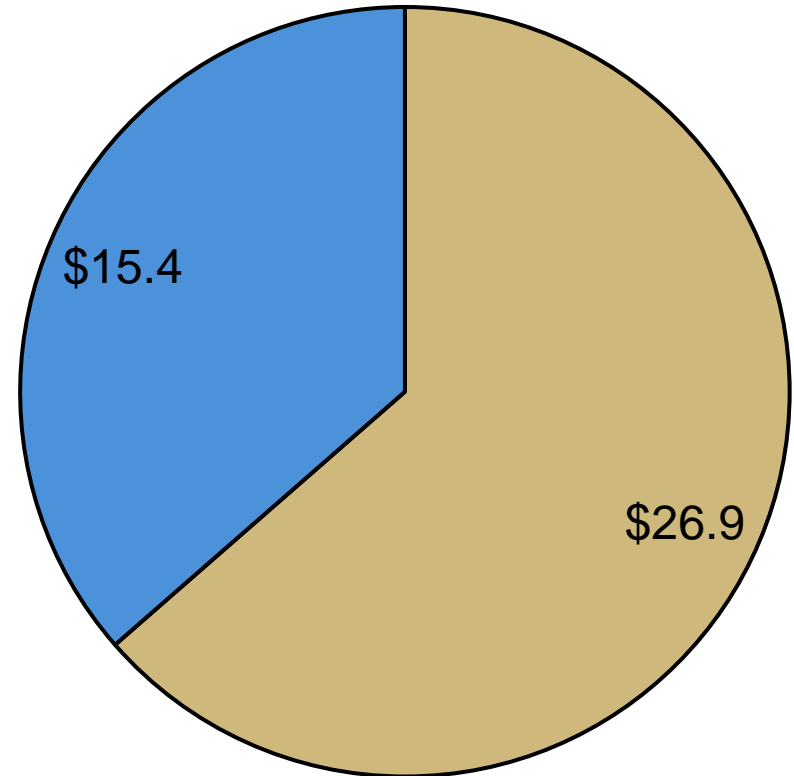


Tuition is Primary Funding Source

Percent Share of Total E&G
(no ICR or Other)



FY 2021-22
Revenue Increase



■ Tuition Revenue ■ Fees ■ State Funding



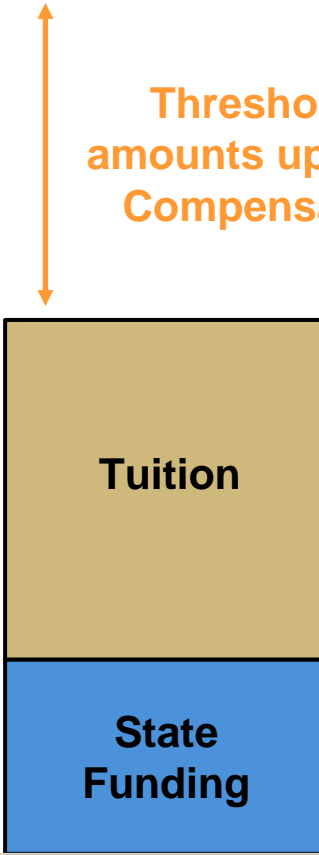
University of Colorado
Boulder | Colorado Springs | Denver | Anschutz Medical Campus

FOUR CAMPUSES UNITED

State Funding Increase Covers Small Portion of Costs



Expenses



Revenues

Threshold \$ amounts up to 3% Compensation



Impact of No Undergraduate Tuition Rate Increase

CU Boulder, -\$6.4 million in FY 2021-22

- Possibly discontinue the CU Boulder guarantee for undergraduate resident students which would negatively impact recruitment and retention
- Assess ability to implement hourly wage market adjustment for Boulder employees
- Reduce institutional financial aid
- Reduce ability to retain and recruit quality faculty and staff

CU Denver, -\$4.6 million in FY 2021-22

- Temporary budget reductions that were enacted in the current fiscal year would become permanent (e.g., frozen, temporarily cut positions)
- Additional workforce reductions that would in part result in reductions to student services
- Possible reductions in institutional financial aid
- Reduce ability to retain and recruit quality faculty and staff

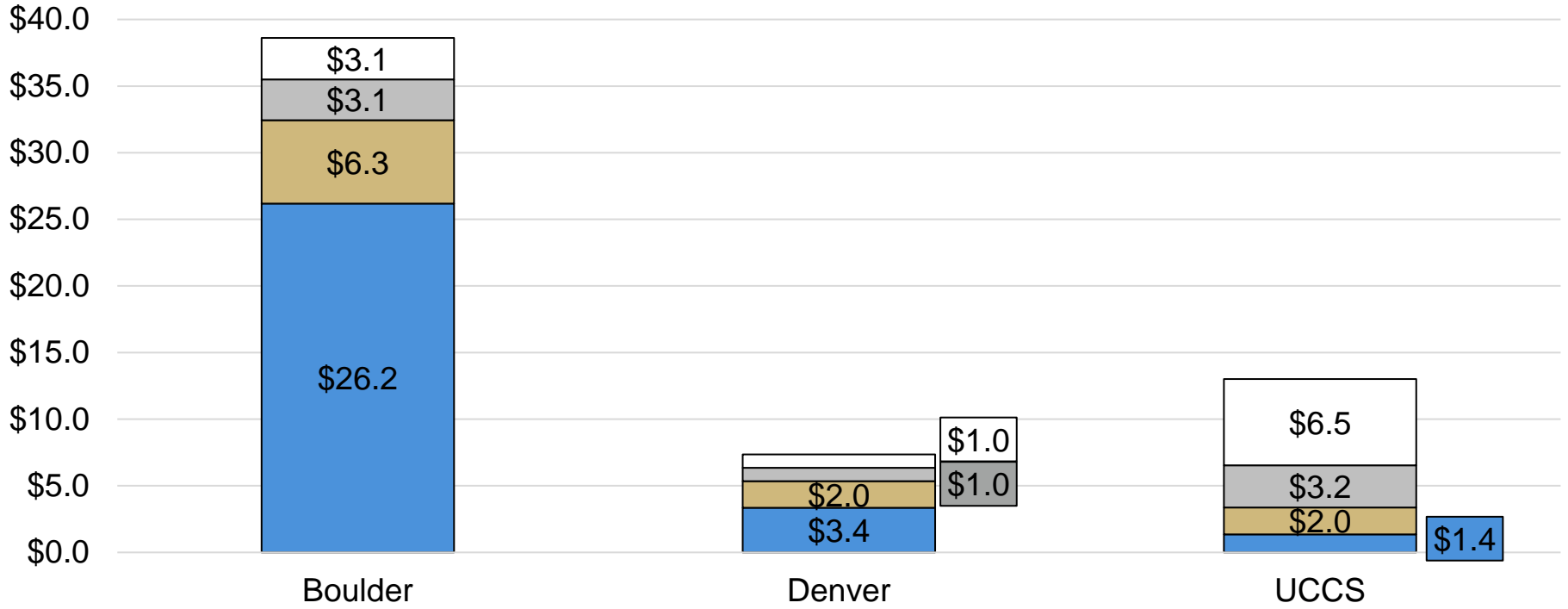
UCCS, -\$3.1 million in FY 2021-22

- Eliminate planned hourly wage market adjustment
- Continue positions controls, effectively reducing workforce by 4%, impacting ability to support students
- Decrease investment in institutional financial aid
- Reduce ability to retain and recruit quality faculty and staff



Compensation Revenue Thresholds for FY 2021-22

(in millions)



%	Boulder	Denver	UCCS
3.0%	\$38.6	\$7.4	\$13.0
2.5%	\$35.4	\$6.4	\$6.5
2.0%	\$32.4	\$5.4	\$3.4
1.0%	\$26.2	\$3.4	\$1.4

■ 1.0% ■ 2.0% ■ 2.5% □ 3.0%

*Excludes Classified and Anschutz

If Revenue Comes in Lower FY 2021-22

If Fall 2021 enrollment is lower than expected, campuses would consider the following actions:

- Personnel actions which could include continued hiring delays, position eliminations, continuous and intermittent furloughs, planned separations and retirements, layoffs
- Operational budget reductions to travel, official functions, preventive and deferred maintenance, utilities, hardware and software
- Reduction to planned increases to financial aid and investments in strategic campus priorities
- Use of reserves and remaining contingency funds, including those that have been set aside for deferred maintenance and technology replacement
- Pause to capital projects



If Revenue Comes in Higher FY 2021-22

If Fall 2021 enrollment is higher than expected, campuses would consider the following actions:

- Compensation or Personnel
- Restore campus-wide operating reductions, to the extent possible
- Restore operating cuts
- Invest in strategic priorities and areas of need including institutional aid, deferred maintenance, equity and technology
- Replenish reserves



CU Boulder

FOUR CAMPUSES UNITED
ALL FOUR: **ONE**



University of Colorado

Boulder | Colorado Springs | Denver | Anschutz Medical Campus

What CU Boulder is doing for affordability

- Boulder provides a four-year tuition guarantee for all undergraduate students, enabling financial predictability for students and their families
- Beginning in fall 2018, Boulder eliminated all Course and Program fees, while still maintaining the services those fees had supported. Currently, the annual savings to students is \$11.1 million, with cumulative savings of \$32 million since the elimination
- The Esteemed Scholarship program began in FY 2013-14 to provide scholarships to high achieving Colorado residents. To date, over \$74 million has been awarded with an annual budget of \$12.5 million, and has kept many of Colorado's strongest students in state for their higher education experience
- Boulder will have increased the total institutional merit and need based budgets by \$10 million from FY 2018-19 through the FY 2021-22 planned budget. During this time frame, Boulder has been able to continue these investments as tuition has been held flat for the incoming resident freshmen classes

CU Boulder – Enrollment Request Year Projection

Headcount Enrollment*	FY 2020-21 Adjusted Base	FY 2021-22 Projection	Count Change	Percent Change
Resident Undergraduate	17,105	17,500	395	2.3%
Non-Resident Undergraduate	11,873	12,286	413	3.5%
Domestic	10,719	11,173	454	4.2%
International	1,154	1,113	-41	-3.6%
Resident Graduate	3,783	4,046	263	7.0%
Non-Resident Graduate	2,214	2,287	73	3.3%
Domestic	1,203	1,261	58	4.8%
International	1,011	1,026	15	1.5%
Total Resident	20,888	21,546	658	3.2%
Total Non-Resident	14,087	14,573	486	3.4%
Total Enrollment	34,975	36,119	1,144	3.3%

Of the projected 36,119 total students in FY 2021-22, 10,750 are new students and 25,369 are retained students.

Note:

*Includes degree seeking students with state reportable hours only.



CU Boulder Expenditures, FY 2021-22

Expenses	FY 2021-22		
	\$ Change	% Change from 2020-21	% Change from 2019-20
Operating Expense			
Compensation			
Salary Faculty and Graduate Students	\$15,300,340	6.4%	-3.2%
Salary Exempt	\$10,524,275	8.0%	-1.8%
Salary Classified and Hourly	\$540,214	1.1%	-3.9%
Benefits - Faculty and Exempt	\$3,322,815	2.8%	6.0%
Benefits - Classified & Staff Tuition Waiver	\$3,343,063	20.2%	-7.9%
Institutional Financial Aid	\$5,100,121	4.3%	8.8%
General Operating	\$54,137,793	63.0%	24.6%
Controlled Maintenance	\$1,342,204	5.2%	6.3%
Library Expense	\$0	0%	0%
Utilities	\$0	0%	0%
ICCA	\$2,756,043	9.2%	0.9%
Insurance	\$0	0%	0%
Operating Expense Sub-total	\$96,366,868	11.1%	3.4%



CU Boulder Expenditures, FY 2021-22 (cont.)

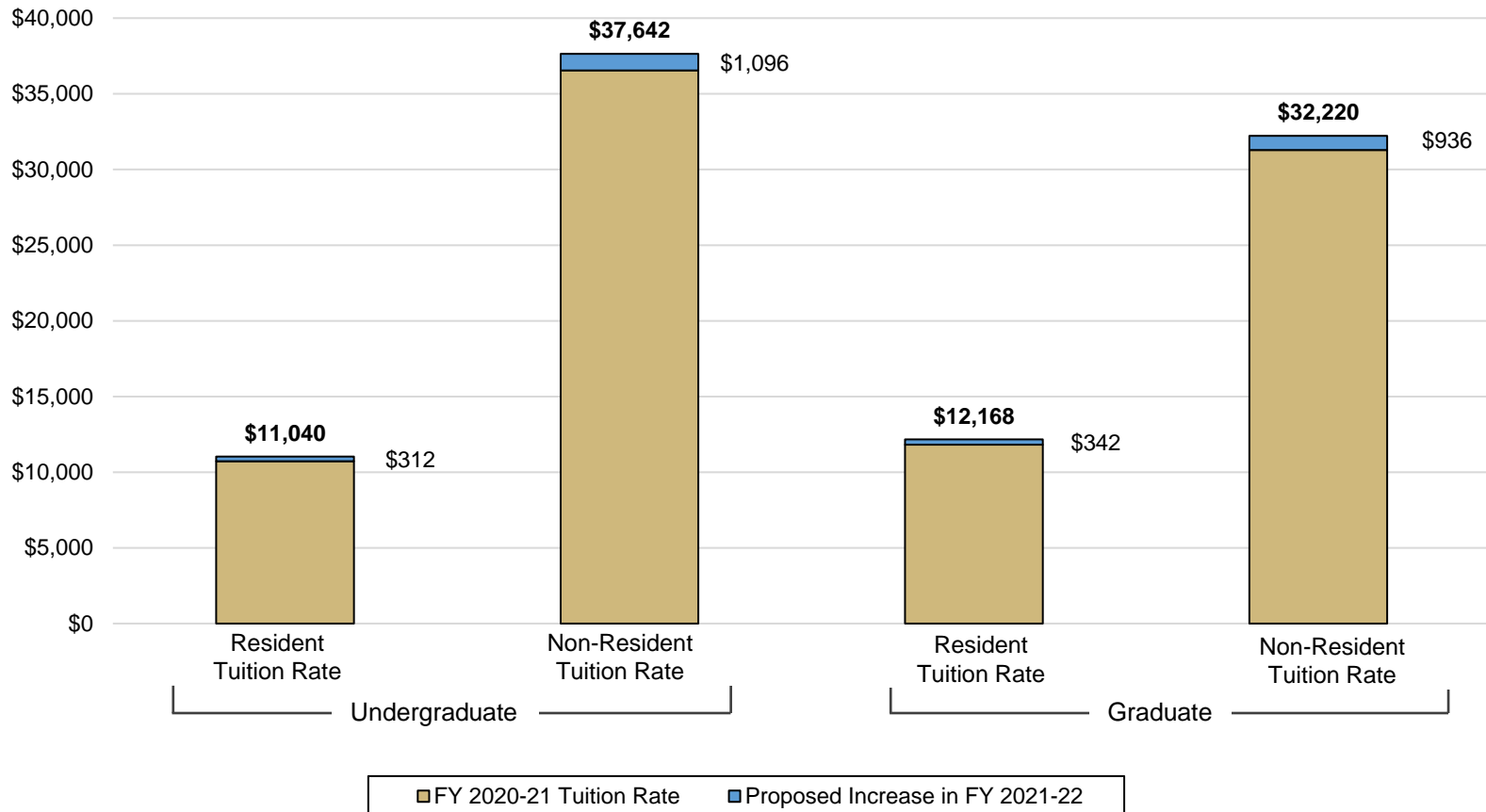
Expenses	FY 2021-22		
	\$ Change	% Change from 2020-21	% Change from 2019-20
Targeted Investments			
Chancellor Diversity Funding	\$1,000,000		
Equal Pay Act Alignment	\$6,500,000		
Hourly Wage Market Adjustment	\$2,000,000		
Targeted Investments Sub-total	\$9,500,000		
Total Estimated Budget Change	\$105,866,868		
Total Estimated Budget	\$973,833,620	12.2%	4.5%



CU Boulder: Tuition, FY 2021-22

Boulder Tuition Rates, FY 2021-22: 3.0% All

Resident Undergraduate Tuition same in FY 2018-19, FY 2019-20 and FY 2020-21



Undergraduate rates are for first time students only.

Current undergraduate seniors will get one additional year of the tuition and mandatory fee guarantee.



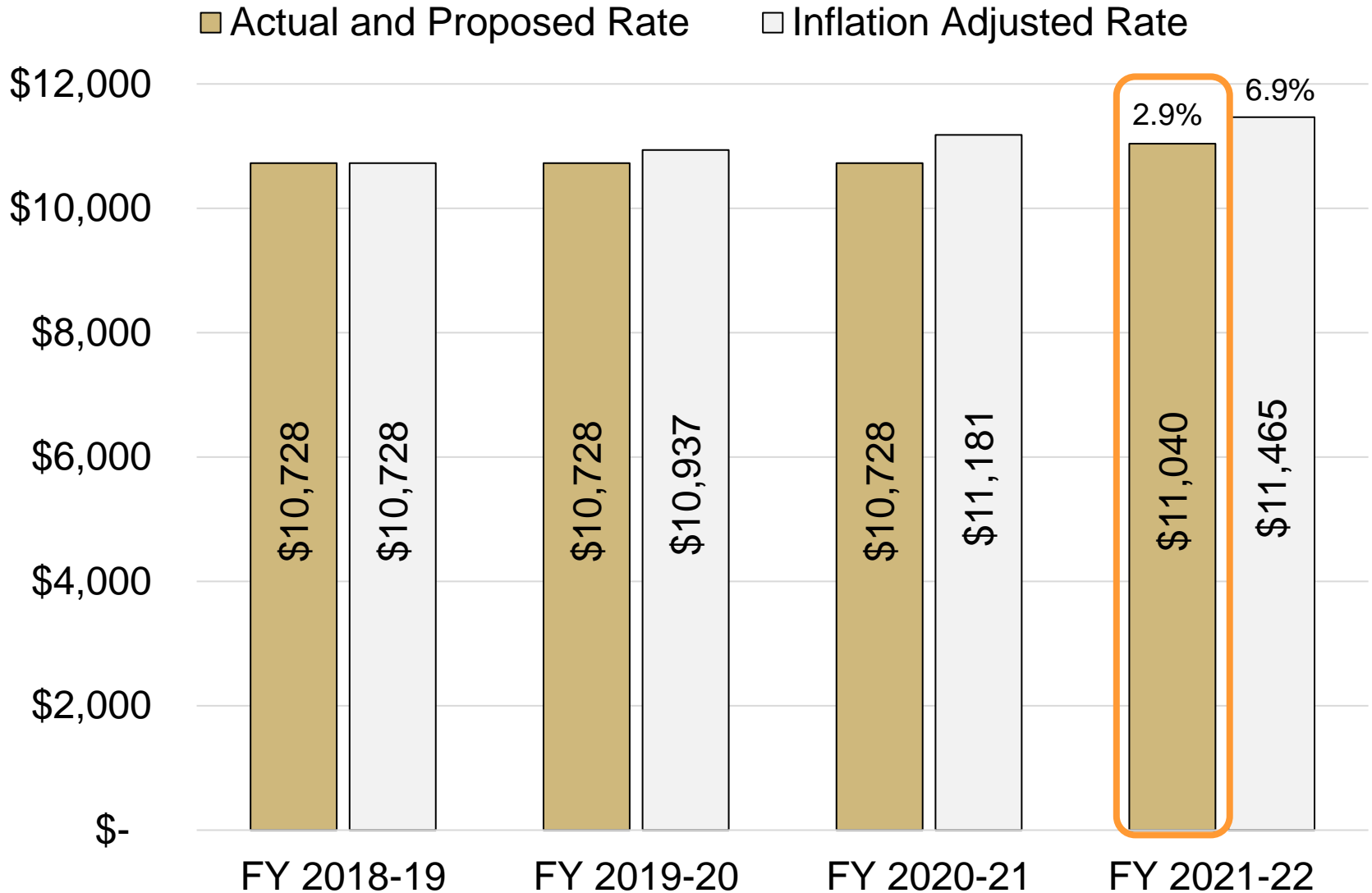
University of Colorado

Boulder | Colorado Springs | Denver | Anschutz Medical Campus

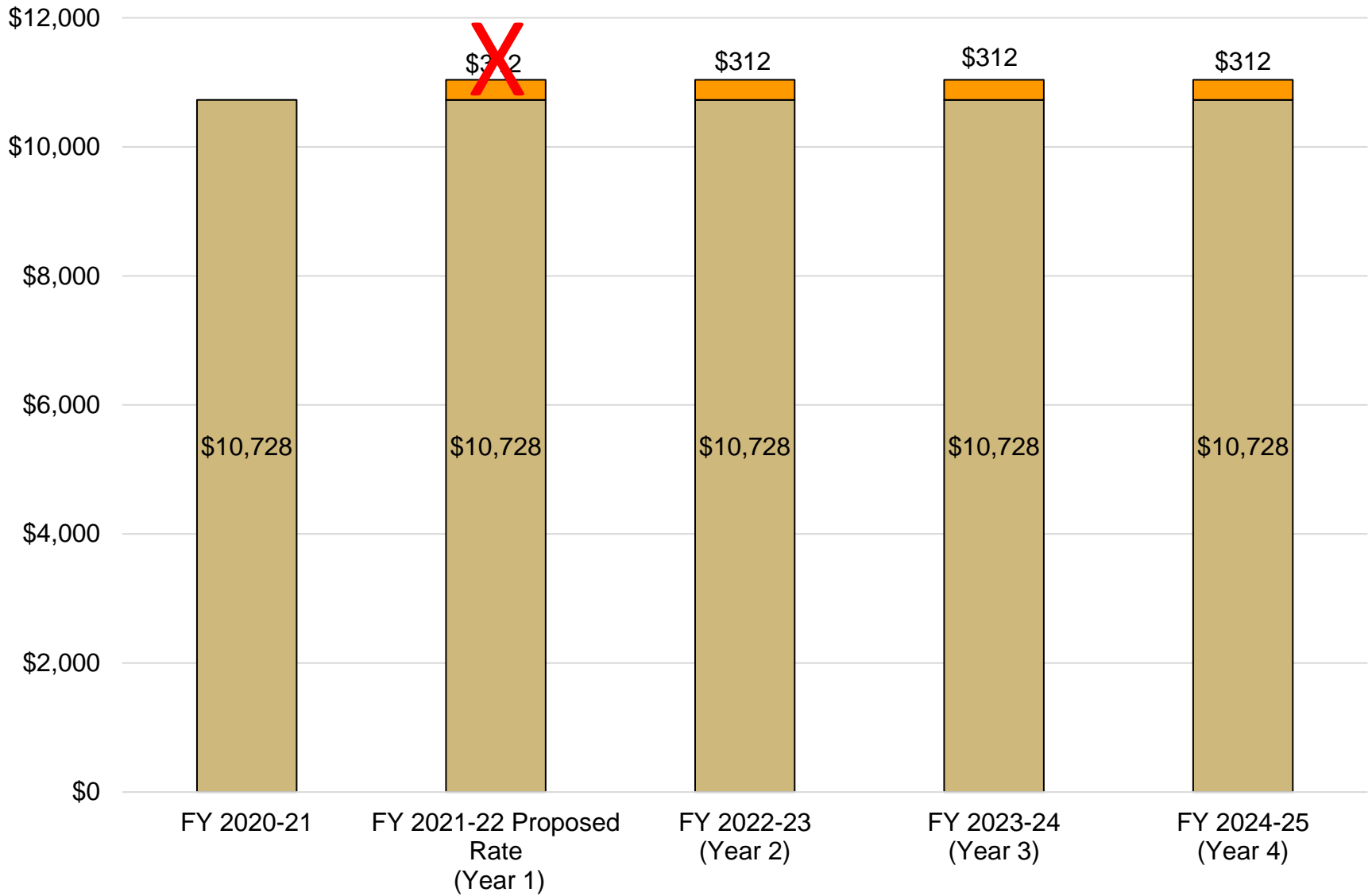
FOUR CAMPUSES UNITED

Proposed CU Boulder Tuition Rate

-4.0 percentage points below CPI since FY 2018-19



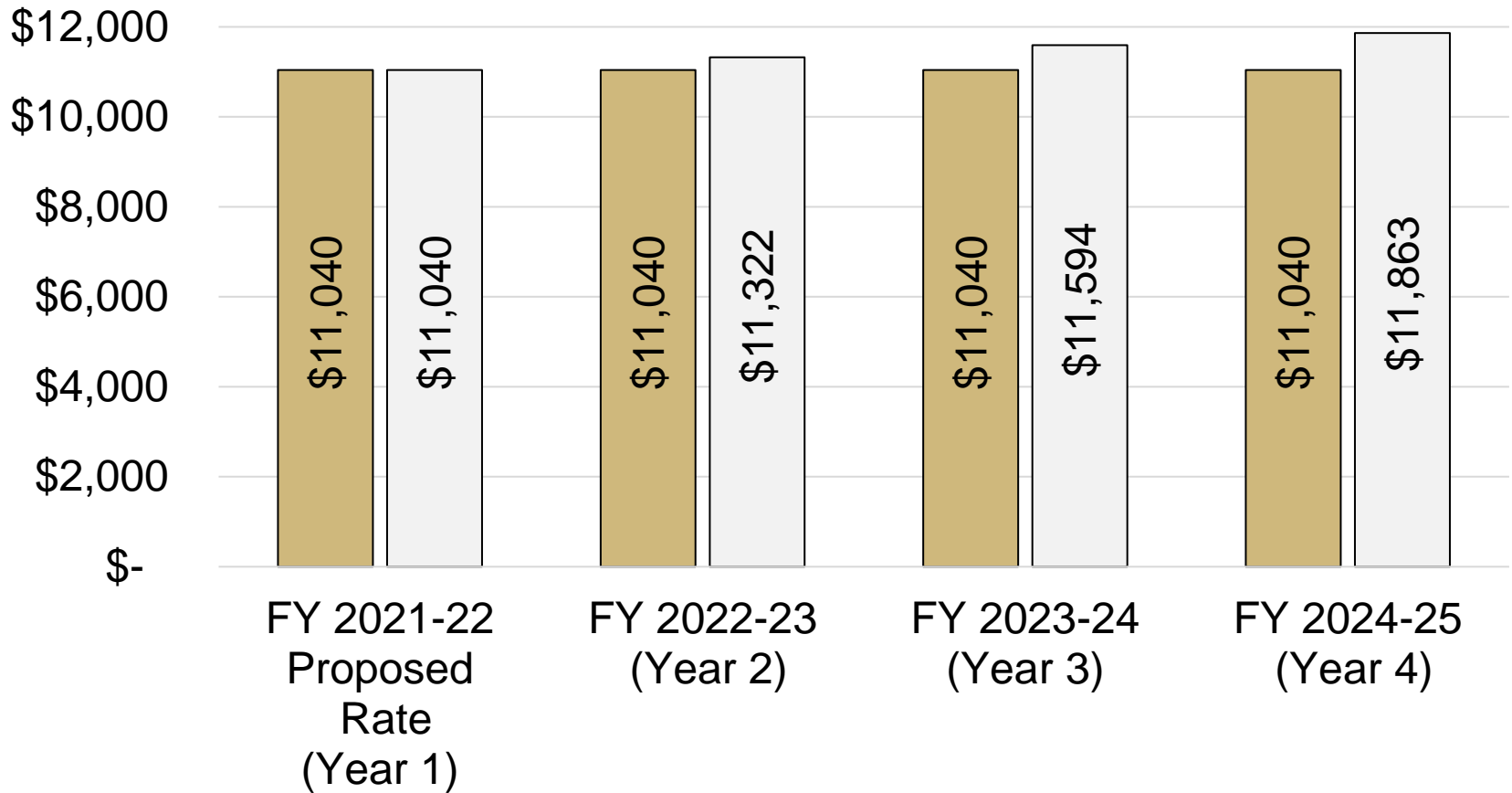
CU Boulder Guarantee



Tuition Rate Projected to be \$823 below CPI for FY 2021-22 Cohort by Year Four

Cumulative Student Savings vs. Projected CPI = \$1,659

■ Actual and Proposed Rate □ Inflation Adjusted Rate



University of Colorado

Boulder | Colorado Springs | Denver | Anschutz Medical Campus

FOUR CAMPUSES UNITED

CU Boulder FY 2021-22 Student Fee Proposals

Fee Name	Charge Frequency ⁽¹⁾	FY 2021 Current Rate	FY 2022 Proposed Rate	Dollar Change	Percent Change
Course Specific Fees					
Instructional Program Fees					
<i>all course and program fees eliminated effective Fall 2018</i>					
Student Activity Fees					
CUSG Student Activity Fee ²	per semester	\$383.27	\$389.76	\$6.49	1.69%
Residential Academic Program (RAP)	per year	\$850.00	\$425.00	-\$425.00	-50.00%
Transit Pass Fee	per semester	\$78.42	\$86.18	\$7.76	9.90%
Graduate and Professional Student Government Fee (GPSG)	per semester	\$7.50	\$11.62	\$4.12	54.93%
Housing & Dining Fees³					
Residence Hall standard room & board	per semester	\$7,610.00	\$7,838.00	\$228.00	3.00%
Bear Creek Apartments	per semester	\$4,798.00	\$4,941.00	\$143.00	2.98%
Graduate and Family Housing apartments	per month	\$1,375.00	\$1,416.00	\$41.00	2.98%

Note:

1) Annual, per-term, per course, per credit hour, etc.

2) This increase is contingent on upcoming student government activity and campus reviews. An update will be provided at a following BOR meeting

3) Rates listed above are for a standard double in the residence halls, a two bedroom/one bath in Bear Creek, and a two bedroom furnished apartment in Athens/Marine Court in Graduate Family Housing



University of Colorado

Boulder | Colorado Springs | Denver | Anschutz Medical Campus

FOUR CAMPUSES UNITED

Revenue Threshold for Compensation FY 2021-22

- Revenue will be determined after Fall 2021 Census
- Board will be informed of resulting compensation in October

FY 2021-22 Compensation Rate Increase	April 2021 FY 2021-22 Budget Estimate	Additional Revenue Necessary	Total Revenue
1.0%	\$973,833,620	\$26,177,576	\$1,000,011,196
2.0%	\$973,833,620	\$32,377,307	\$1,006,210,927
2.5%	\$973,833,620	\$35,477,172	\$1,009,310,792
3.0%	\$973,833,620	\$38,577,038	\$1,012,410,658



Colorado Springs

FOUR CAMPUSES UNITED
ALL FOUR: **ONE**



University of Colorado

Boulder | Colorado Springs | Denver | Anschutz Medical Campus

What UCCS is doing for affordability

- Chancellor Merit Scholarship – four-year renewable scholarship at \$2,500 per year encouraging on-time graduation
- Continue to fund institutional aid from permanent sources to ensure accessibility
- Graduate merit program created to boost recruitment and retention of high-quality scholars, \$400,000 year
- UCCS Advancement campaign for matching funds for the State COSI program, targeting nursing and engineering students.
- Bridge Forward and Pay It Forward – campaigns to help affordability for middle income students/families, reducing out-of-pockets costs

UCCS – Enrollment Request Year Projection

Headcount Enrollment*	FY 2020-21 Adjusted	FY 2021-22 Projection	Count Change	Percent Change
Resident Undergraduate	8,571	8,348	-223	-2.6%
Non-Resident Undergraduate	1,200	1,169	-31	-2.6%
Domestic	1,133	1,104	-29	-2.6%
International	67	65	-2	-2.6%
Resident Graduate	1,695	1,712	17	1%
Non-Resident Graduate	294	297	3	1%
Domestic	215	217	2	1%
International	79	80	1	1%
Total Undergrad	9,771	9,517	-254	-2.6%
Total Graduate	1,989	2,009	20	1%
Total Resident	10,266	10,060	-206	-2%
Total Non-Resident	1,494	1,466	-28	-2%
Total Enrollment	11,760	11,526	-234	-2%

Of the projected 11,526 total students in FY 2021-22, 4,149 are new students and 7,377 are retained students.

Note:

*Includes degree and non-degree seeking students with state reportable hours only

UCCS Expenditures, FY 2021-22

Expenses	FY 2021-22		
	\$ Change	% Change from 2020-21	% Change from 2019-20
Operating Expense			
Compensation			
Salary Faculty and Graduate Students	\$3,695,900	8.4%	0.0%
Salary Exempt	\$3,054,176	11.4%	-1.2%
Salary Classified and Hourly	\$532,040	5.8%	1.4%
Benefits - Faculty and Exempt	\$2,793,641	11.7%	11.0%
Benefits - Classified & Staff Tuition Waiver	\$426,408	11.1%	11.1%
Mandatory Transfers/Other	-\$897,019	-19.3%	6.7%
Institutional Financial Aid	\$897,703	7.0%	2.1%
General Operating	-\$2,596,222	-16.0%	-26.0%
Controlled Maintenance	\$0	0.0%	0.0%
Library Expense	\$154,070	8.5%	0.0%
Utilities	\$800,000	32.6%	0.0%
ICCA	\$735,662	12.8%	5.2%
Insurance	-\$730,656	-69.2%	-69.2%
Operating Expense Sub-total	\$8,865,703	5.8%	-1.1%



UCCS Expenditures, FY 2021-22 (Cont.)

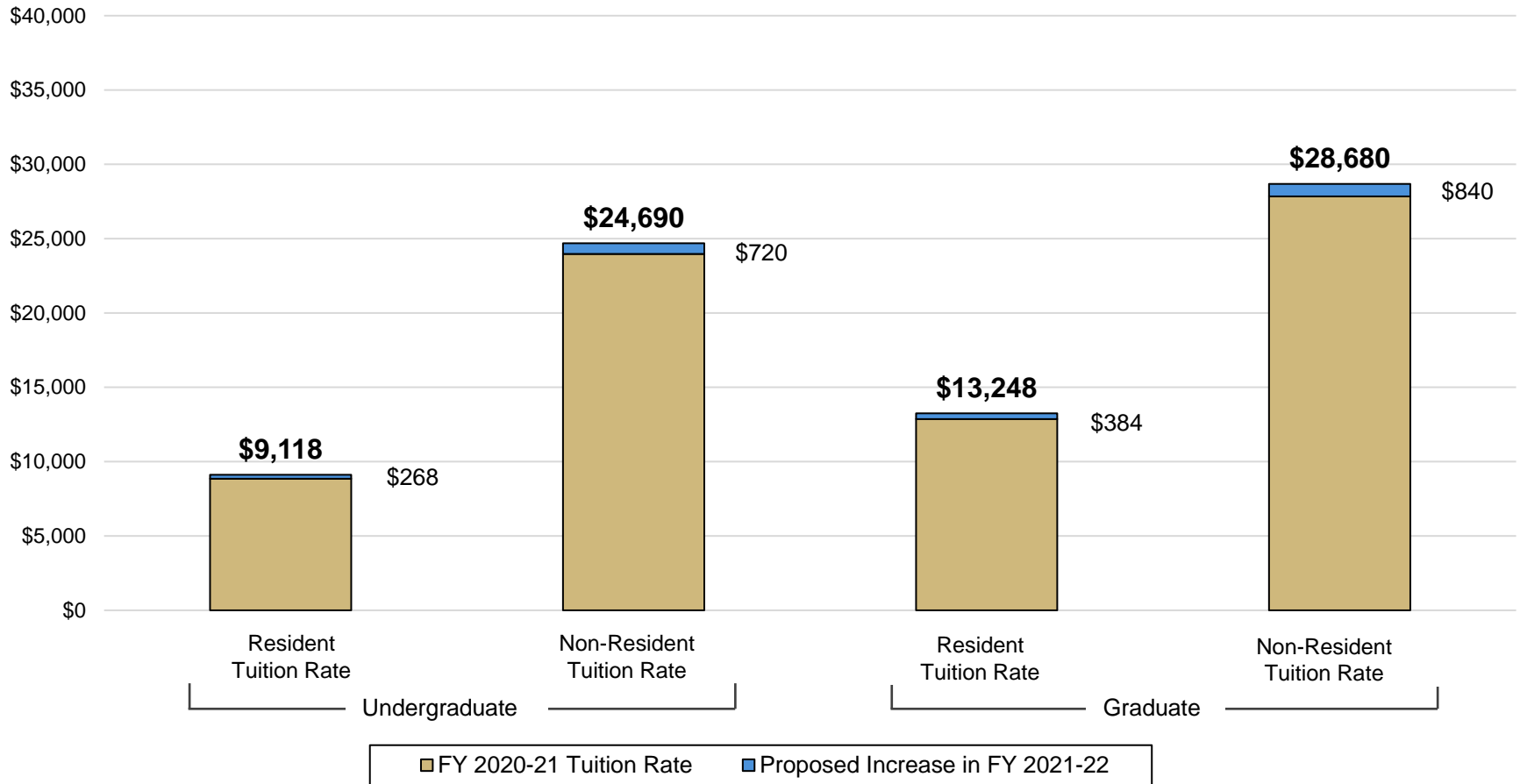
Expenses	FY 2021-22		
	\$ Change	% Change from 2020-21	% Change from 2019-20
Targeted Investments			
Equal Pay Act Alignment	\$150,000		
Hourly Wage Market Adjustment	\$434,009		
Targeted Investments Sub-total	\$584,009		
Total Estimated Budget Change	\$9,449,712		
Total Estimated Budget	\$163,269,632	6.1%	-0.7%



UCCS: Tuition, FY 2021-22

UCCS Tuition Rates, FY 2021-22: 3.0% All

Resident Undergraduate Tuition same in FY 2018-19, FY 2019-20 and FY 2020-21



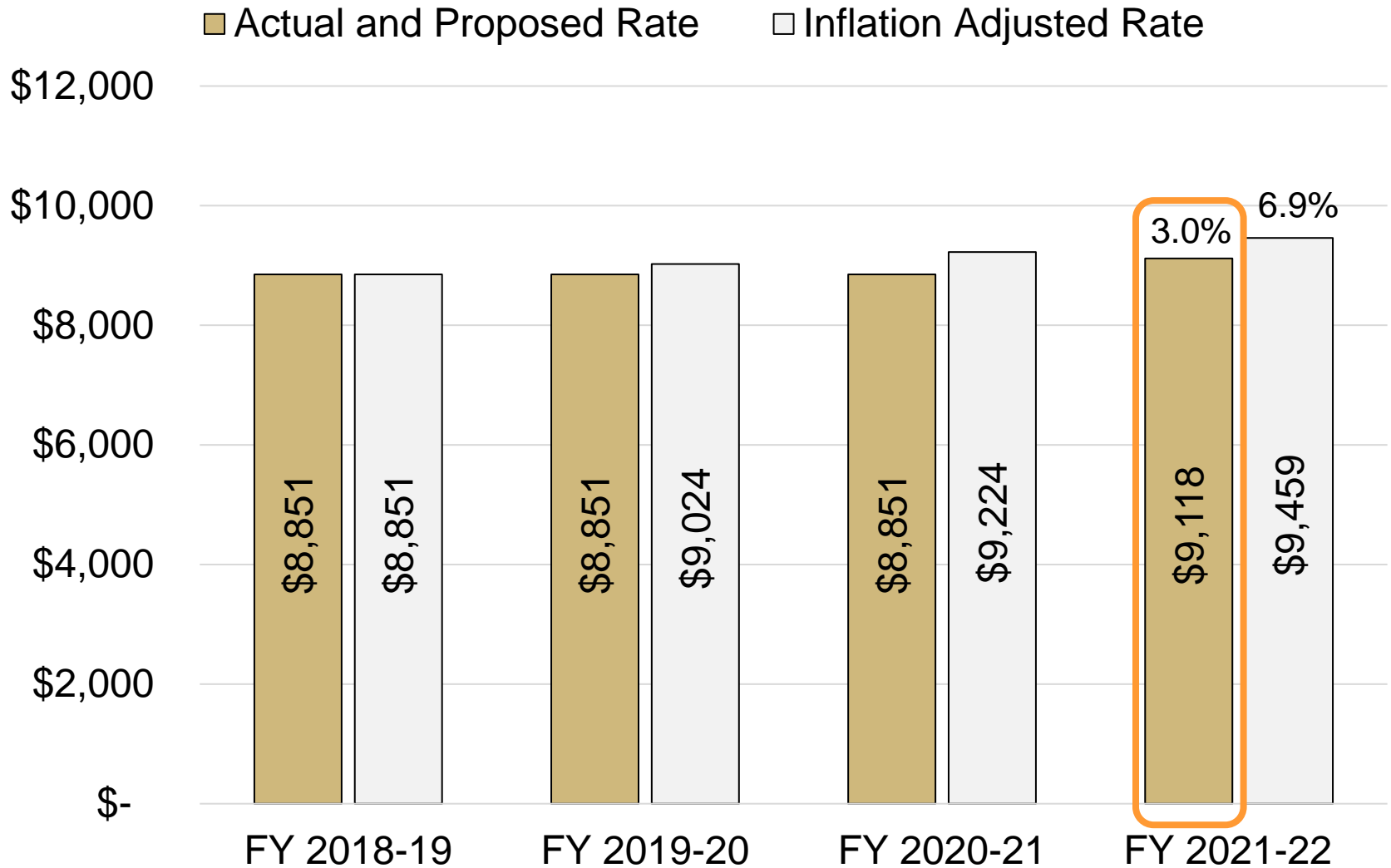
University of Colorado

Boulder | Colorado Springs | Denver | Anschutz Medical Campus

FOUR CAMPUSES UNITED

Proposed UCCS Tuition Rate

-3.9 percentage points below CPI since FY 2018-19



University of Colorado

Boulder | Colorado Springs | Denver | Anschutz Medical Campus

FOUR CAMPUSES UNITED

UCCS FY 2021-22 Student Fee Proposals

Fee Name	Charge Frequency	FY 2021 Current Rate	FY 2022 Proposed Rate	Dollar Change	Percent Change
Instructional Program Fees					
College of Letters, Arts and Sciences					
Economics Tutor Lab Fee ¹	Head Count	\$4.00	\$5.00	\$1.00	25.0%
Student Activity Fees					
Transportation and Safety Fee ²	per Semester	\$100/\$50	\$102.40/\$51.20	\$2.40/\$1.20	2.4%
Athletics Fee ³	Credit Hour	\$9.37	\$9.60	\$0.23	2.5%
Housing & Dining Fees⁴					
First Year VAV (includes meals and parking)					
Average	per Semester	\$6,409.00	\$6,573.00	\$164.00	2.6%
Example: VAV Two Shared Bedrooms in a Suite	per Semester	\$6,179.00	\$6,339.00	\$160.00	2.6%
Alpine Apartments (includes parking , no meals)					
Average	per Semester	\$5,868.00	\$5,986.00	\$118.00	2.0%
Example: 4-Bedroom Apartment	per Semester	\$4,810.00	\$4,899.00	\$89.00	1.9%

Notes:

- 1) Increasing Economics Tutor Lab Fee to reflect increase in tutor labor cost.
- 2) Increasing fee up to 10% approved by Student Body in 1998. This would increase the Fall and Spring Transportation and Safety Fee by \$10 and Summer by \$5.
- 3) May increase fee up to rate of inflation, but not exceeding 10%, without student vote. This would increase the Athletics Fee by 2.45%.
- 4) Rates comparative to off campus housing and in line with CPI.



Revenue Threshold for Compensation FY 2021-22

- Revenue will be determined after Fall 2021 Census
- Board will be informed of resulting compensation in October

FY 2021-22 Compensation Rate Increase	April 2021 FY 2021-22 Budget Estimate	Additional Revenue Necessary	Total Revenue
1.0%	\$163,269,633	\$1,350,000	\$164,619,633
2.0%	\$163,269,633	\$3,365,000	\$166,634,633
2.5%	\$163,269,633	\$6,540,000	\$169,809,633
3.0%	\$163,269,633	\$13,015,000	\$176,284,633



CU Denver

FOUR CAMPUSES UNITED
ALL FOUR: **ONE**



University of Colorado

Boulder | Colorado Springs | Denver | Anschutz Medical Campus

What CU Denver is doing for affordability

- \$5 million increase in annual institutional financial aid since FY 2017-18
- \$18 million donor funds CU Denver Lynx Up Scholarship Campaign since 2017
- -50% reduction in on-campus fees in for Fall 2020 and Spring 2021
- Recognizing that on-time completion is critical to affordability campus has initiated Strong Start, which is a recruitment and retention effort that encourages freshmen students to sign up for one or more of our many comprehensive support programs
- Freshman that started college in fall of 2020 were more likely to have an atypical experience. To combat the sophomore slump and celebrate the return to campus we have designed a program to re-engage our students.

CU Denver – Enrollment Request Year Projection

Headcount Enrollment*	FY 2020-21 Adjusted Base	FY 2021-22 Projection	Count Change	Percent Change
Resident Undergraduate	9,226	8,810	-416	-4.5%
Non-Resident Undergraduate	1,386	1,336	-50	-3.6%
Domestic	900	847	-53	-5.9%
International	486	489	3	0.6%
Resident Graduate	3,813	3,915	102	2.7%
Non-Resident Graduate	737	714	-23	-3.1%
Domestic	424	430	6	1.4%
International	313	284	-29	-9.3%
Total Resident	13,039	12,725	-314	-2.4%
Total Non-Resident	2,123	2,050	-73	-3.4%
Total Enrollment	15,162	14,776	-387	-2.5%

Of the projected 14,776 total students in FY 2021-22, 3,808 are new students and 10,968 are retained students.

Note:

*Includes degree and non-degree seeking students with state reportable hours only.



University of Colorado

Boulder | Colorado Springs | Denver | Anschutz Medical Campus

FOUR CAMPUSES UNITED

CU Denver Expenditures, FY 2021-22

Expenses	FY 2021-22		
	\$ Change	% Change from 2020-21	% Change from 2019-20
Operating Expenses			
Compensation			
Salary Faculty and Graduate Students	\$3,437,185	5.2%	0.4%
Salary Exempt	\$1,764,959	4.7%	2.2%
Salary Classified and Hourly	\$154,392	2.1%	-10.9%
Benefits - Faculty and Exempt	\$3,323,540	11.0%	.7%
Benefits - Classified & Staff Tuition Waiver	\$310,680	8.2%	6.5%
Mandatory Transfers/Other	-\$2,624,685	-65.3%	-27.9%
Institutional Financial Aid	\$0	0.0%	10.4%
General Operating	\$9,267,387	31.9%	25.1%
Controlled Maintenance	\$0	0.0%	0.0%
Library Expense	\$0	0.0%	0.0%
Utilities	-\$44,579	-4.9%	-9.7%
ICCA	\$902,171	14.1%	3.1%
Insurance	\$34,387	3.4%	-25.0%
Operating Expense Sub-total	\$16,525,437	8.9%	7.5%



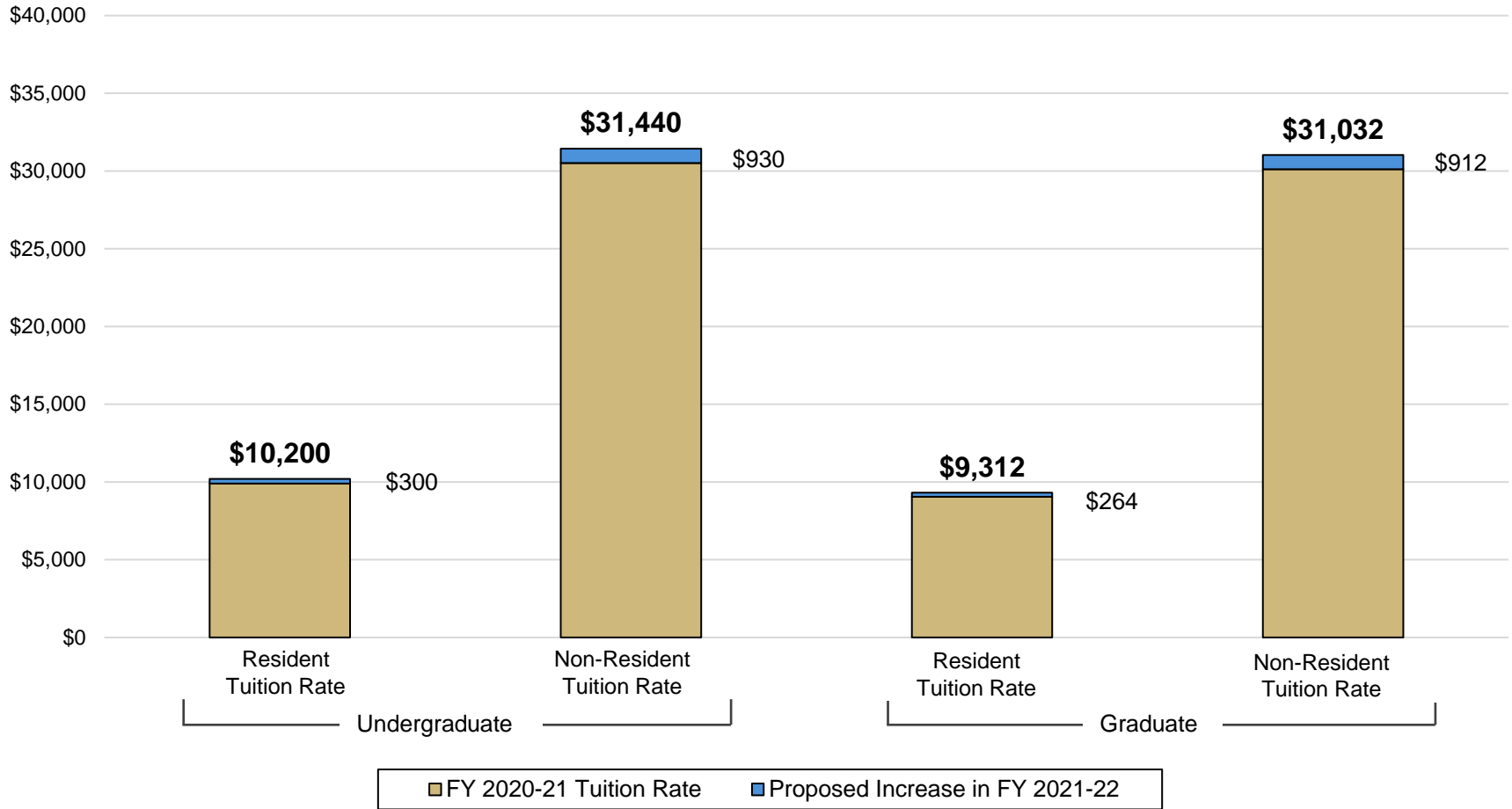
CU Denver Expenditures, FY 2021-22 (cont.)

Expenses	FY 2021-22		
	\$ Change	% Change from 2020-21	% Change from 2019-20
Targeted Investments			
Equal Pay Act Alignment	\$692,355		
City of Denver Minimum Wage Law	\$166,725		
Targeted Investments Sub-total	\$859,080		
Total Estimated Budget Change	\$17,384,517		
Total Estimated Budget	\$223,156,738	8.4%	0.0%

CU Denver: Tuition, FY 2021-22

Denver Tuition Rates, FY 2021-22: 3.0% All

Resident Undergraduate Tuition same in FY 2018-19, FY 2019-20 and FY 2020-21



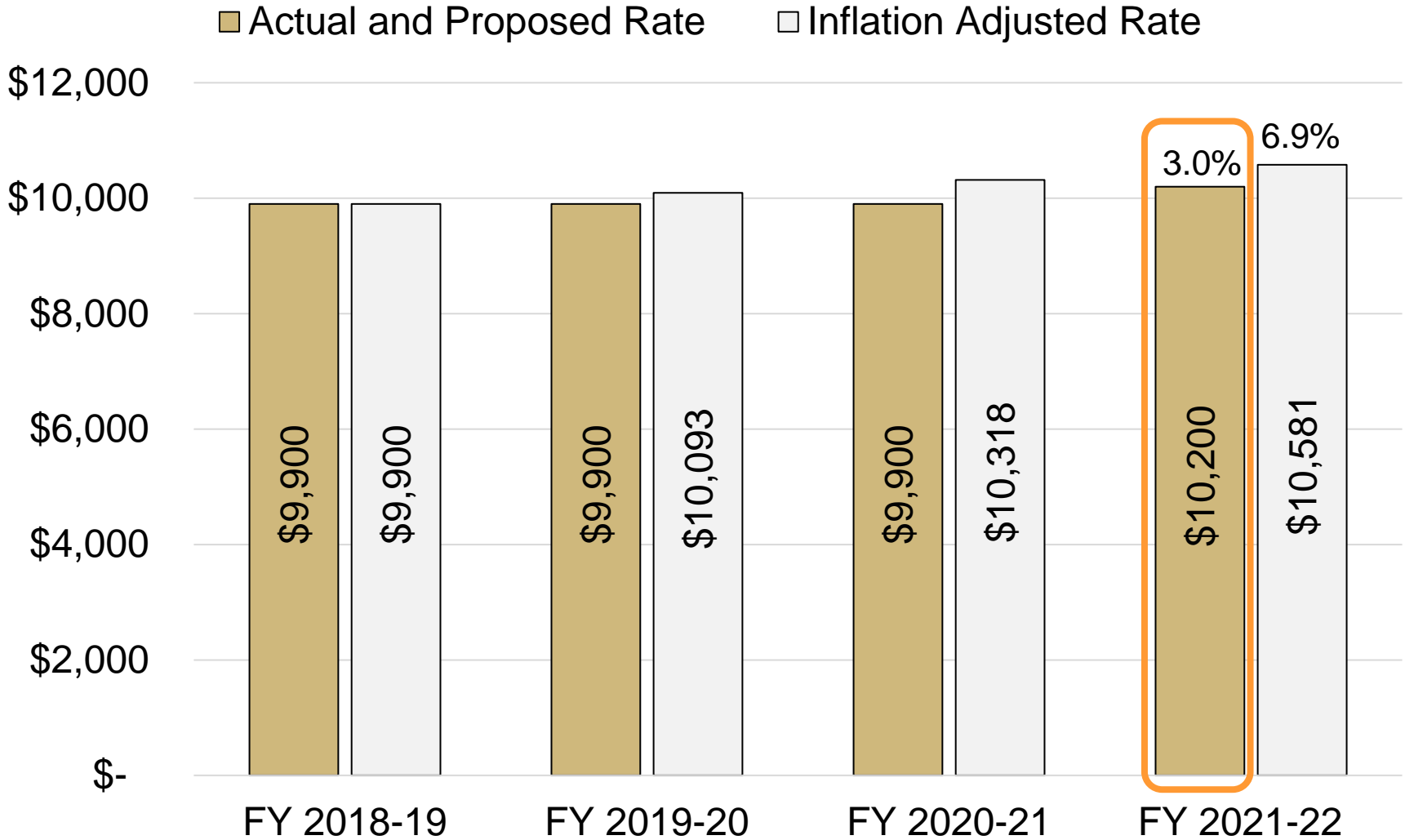
University of Colorado

Boulder | Colorado Springs | Denver | Anschutz Medical Campus

FOUR CAMPUSES UNITED

Proposed CU Denver Tuition Rate

-3.9 percentage points below CPI since FY 2018-19



University of Colorado

Boulder | Colorado Springs | Denver | Anschutz Medical Campus

FOUR CAMPUSES UNITED

CU Denver FY 2021-22 and Auraria Fee Detail

Fee Name	Charge Frequency ⁽¹⁾	FY 2021 Current Rate	FY 2022 Proposed Rate	Dollar Change	Percent Change
<i>Student Activity Fees</i>					
Auraria Campus Fee	Per Term	\$112.61	\$114.92	\$2.31	2.1%
Auraria RTD College Pass Program Fee (eliminated)	Per Term	\$131.00	\$0.00	\$(131.00)	-100.0%



Revenue Threshold for Compensation FY 2021-22

- Revenue will be determined after Fall 2021 Census
- Board will be informed of resulting compensation in October

FY 2021-22 Compensation Rate Increase	April 2021 FY 2021-22 Budget Estimate	Additional Revenue Necessary	Total Revenue
1.0%	\$223,156,738	\$3,350,000	\$226,506,738
2.0%	\$223,156,738	\$5,350,000	\$228,506,738
2.5%	\$223,156,738	\$6,350,000	\$229,506,738
3.0%	\$223,156,738	\$7,350,000	\$230,506,738



CU Anschutz

FOUR CAMPUSES UNITED
ALL FOUR: **ONE**



University of Colorado

Boulder | Colorado Springs | Denver | Anschutz Medical Campus

What CU Anschutz is doing for affordability

- Charles J. Blackwood Memorial Endowed Scholarship fund, announced in February 2021 will provide full scholarship funding and matching funds from President Kennedy for at least four medical students from underrepresented backgrounds who are committed to the African American community.
- School of Medicine has eliminated all student fees, and has more than doubled scholarship dollars (to \$6.5M) in the last four years, bringing student debt below the national median.
- Schools and Colleges have implemented School and Diversity based scholarships, with priority given towards underrepresented students.
 - Anesthesiology has a \$39,500 Diversity Scholarship which covers a full year of tuition for one second-year student.
 - Colorado School of Public Health awarded nearly \$300,000 in annual scholarships, with \$100,000 prioritized for underrepresented students in 2020-21.
 - School of Pharmacy has implemented a Diversity Scholarship (up to \$6,000) in addition to existing recurrent scholarships.
- \$25,000 has been committed in FY 2020-21 to the Bioengineering Empowerment Program (BEEP), a student-led pipeline/outreach program to connect Underrepresented Minority high schools students and Anschutz bioengineering students. This group aims to expose, encourage, and connect high school students and is aimed at first generation, BIPOC, female, and LGBTQIA+ students to provide equitable access to STEM fields. There are 20 bioengineering undergraduate and graduate students receiving pay for their work with BEEP.

Patients Served by University of Colorado Doctors and Providers

Fiscal Year	FY 2017-18	FY 2018-19	FY 2019-20	FY 2020-21*	FY 2021-22*
Total Patients Served	561,124	593,949	591,990	690,477	590,037
Total Colorado Patients Served**	520,058	559,030	561,186	658,740	562,864

*Projected estimates

**Total Colorado Patients Served = Total Patients Serves less Out-of-State/Unknown



University of Colorado

Boulder | Colorado Springs | Denver | Anschutz Medical Campus

FOUR CAMPUSES UNITED

CU Anschutz – Enrollment, Request Year Projection

Headcount Enrollment*	FY 2020-21 Revised (Census)	FY 2021-22 Projection	Count Change	Percent Change
Resident Undergraduate	438	461	23	5.3%
Non-Resident Undergraduate	32	28	-4	-12.5%
Domestic	31			
International	1			
Resident Graduate	3,074	3,229	155	5.0%
Non-Resident Graduate	978	887	-91	-9.3%
Domestic	898			
International	80			
Total Undergraduate	470	489	19	4.0%
Total Graduate	4,052	4,116	64	1.6%
Total Resident	3,512	3,690	178	5.1%
Total Non-Resident	1,010	915	-95	-9.4%
Total Headcount	4,522	4,605	83	1.8%

Of the projected 4,605 total students in FY 2021-22, 1,290 are new students and 3,315 are retained students.

Note:

*Includes School of Public Health enrollment at UNC and CSU

In addition to headcount changes, there are changes in credit hour load that may affect tuition revenue

International student data is not forecasted, actuals are reported in census



University of Colorado

Boulder | Colorado Springs | Denver | Anschutz Medical Campus

FOUR CAMPUSES UNITED

CU Anschutz Expenditures, FY 2021-22

Expenses	FY 2021-22		
	\$ Change	% Change from 2020-21	% Change from 2019-20
Operating Expense			
Compensation			
Salary Faculty and Graduate Students	\$0	0.0%	-0.2%
Salary Exempt	\$0	0.0%	0.3%
Salary Classified and Hourly	\$387,968	2.9%	-20.5%
Benefits - Faculty and Exempt	\$3,254,837	8.1%	8.4%
Benefits - Classified & Staff Tuition Waiver	\$524,477	8.0%	5.4%
Mandatory Transfers/Other	\$6,148,075	22.8%	-40.8%
Institutional Financial Aid	\$0	0.0%	-18.5%
General Operating	\$85,000	0.2%	42.8%
Controlled Maintenance	\$0	0.0%	0.0%
Library Expense	-\$4,367	-0.2%	-0.5%
Utilities	\$0	0.0%	-8.1%
ICCA	\$1,941,265	12.4%	3.4%
Insurance	\$94,021	2.3%	2.6%
Operating Expense Sub-total	\$12,431,276	4.19%	-2.34%



CU Anschutz Expenditures, FY 2021-22 (cont.)

Expenses	FY 2021-22		
	\$ Change	% Change from 2020-21	% Change from 2019-20
Targeted Investments			
Equal Pay Act Alignment	\$276,467		
3% Exempt Compression and Retention Pool	\$4,646,442		
Targeted Investments Sub-total	\$4,922,909		
Total Estimated Budget Change	\$17,354,185		
Total Estimated Budget	\$314,042,401	5.8%	-0.4%

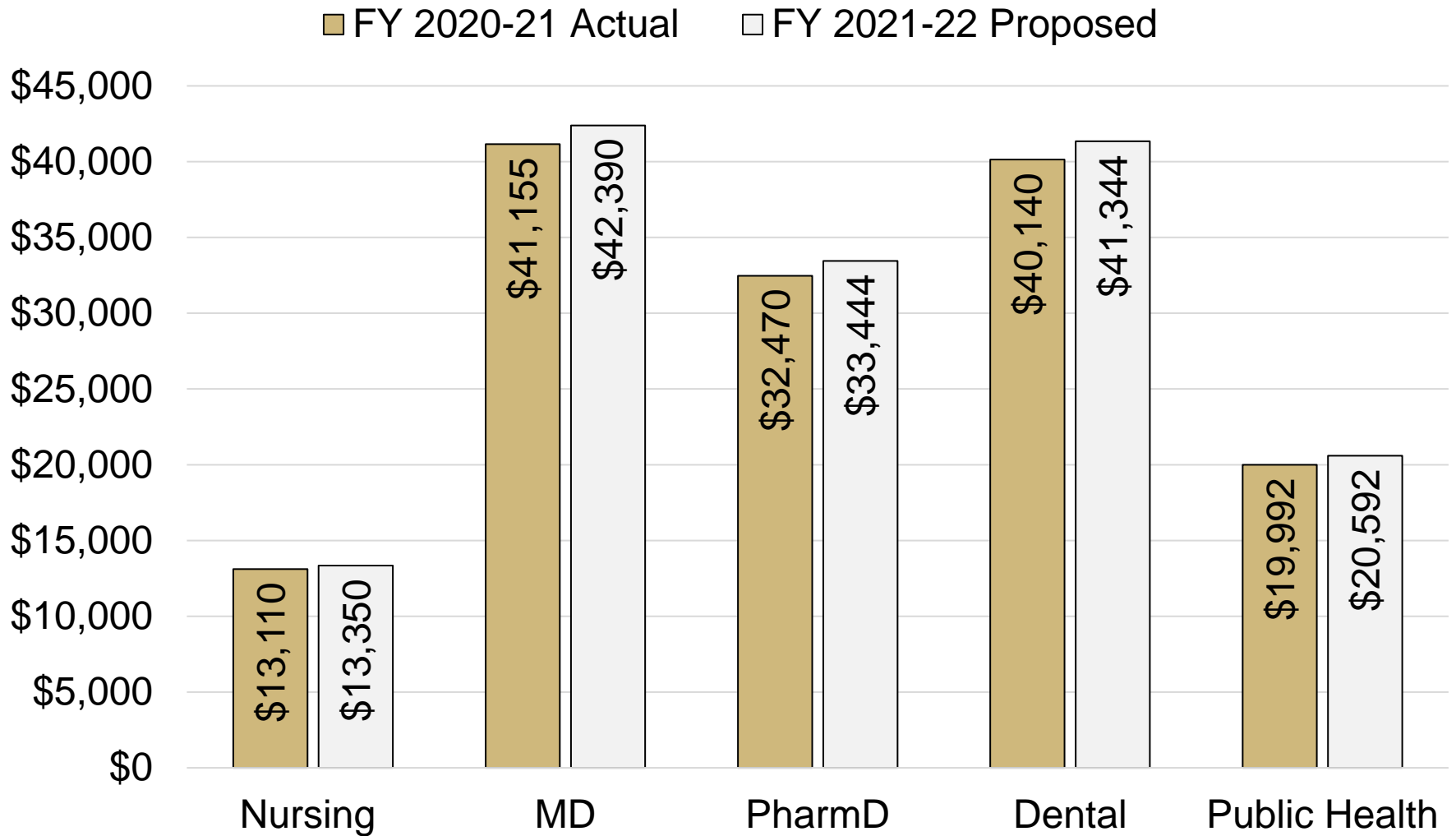


CU Anschutz Applications and Accepted

2019-20	UG Nursing	Medicine	Pharmacy	Dental	Public Health
Number Applied	751	13,274	516	2,127	1,058
Number Accepted	289	460	313	140	672
Acceptance Rate	38.5%	3.5%	60.7%	6.6%	63.5%
2020-21	UG Nursing	Medicine	Pharmacy	Dental	Public Health
Number Applied	814	17,374	383	2,304	1,070
Number Accepted	259	458	216	140	752
Acceptance Rate	31.8%	2.6%	56.4%	6.1%	70.3%
YOY change Applied	8.4%	30.9%	-25.8%	8.3%	1.1%
YOY change Accepted	-10.4%	-0.4%	-31.0%	0.0%	11.9%
YOY change Rate	-17.3%	-23.9%	-7.0%	-7.7%	10.6%



Proposed CU Anschutz Resident Tuition Rates



University of Colorado

Boulder | Colorado Springs | Denver | Anschutz Medical Campus

FOUR CAMPUSES UNITED

CU Anschutz FY 2021-22 Student Fee Proposals

Fee Name	Charge Frequency ¹	FY 2021 Current Rate	FY 2022 Proposed Rate	Dollar Change	Percent Change
<i>Student Activity Fees</i>					
RTD College Pass Program	Per Term	\$37.70	\$37.70	\$0.00	0%
<i>Mandatory Insurance Fees</i>					
Health Insurance for Students ²	Annual	\$5,207.00	\$5,988.00	\$781.00	15%

Note:

- 1) Annual, per-term, per course, per credit hour, etc.
- 2) Not to exceed amount. Rates are still being negotiated

