

FY 2022-23 Budget and Fee Proposals Summary Presentation

February 11, 2022

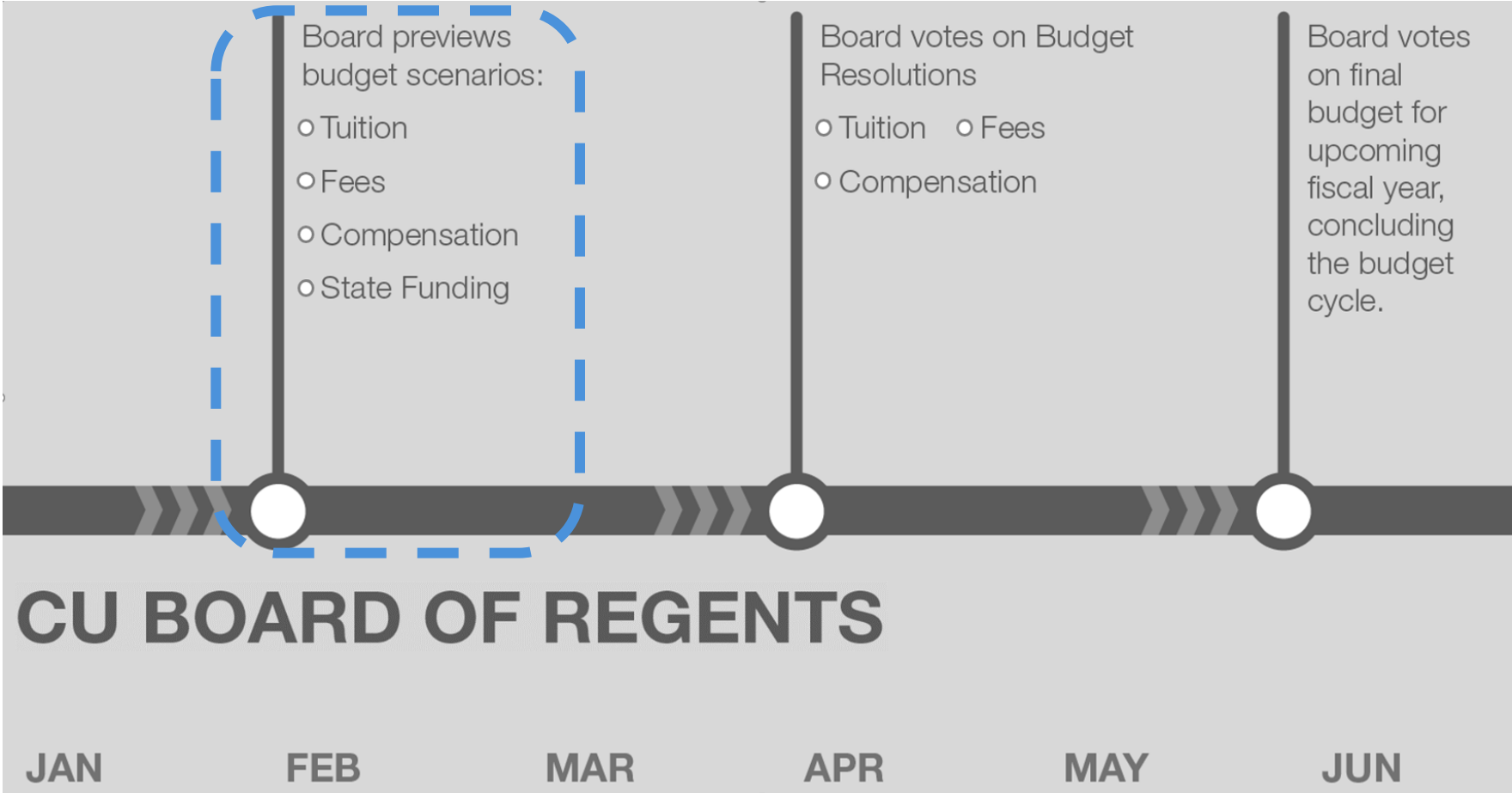
FOUR CAMPUSES UNITED
ALL FOUR:**ONE**



University of Colorado

Boulder | Colorado Springs | Denver | Anschutz Medical Campus

Timeline in Budget Cycle

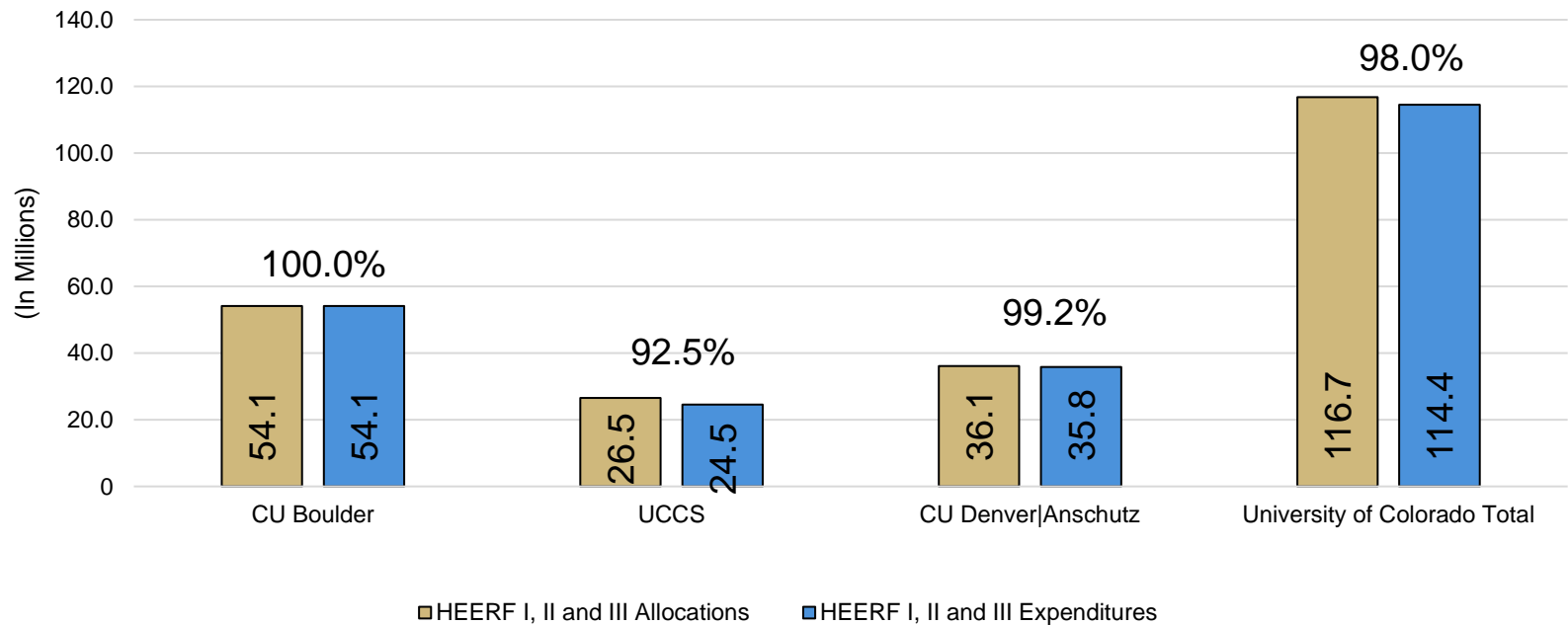


Tuition, Fee, and Compensation Assumptions

- Undergraduate Resident Tuition Rates (CU Denver, UCCS, CU Anschutz)
 - Scenario A = 0.0%, Scenario B = 3.0%, and Scenario C = 2.0%
- CU Boulder Guarantee and Tiers approved June 2021
- JBC approved 3.0% across-the-board salary survey on 1/27/22
- Classified employee compensation 3.0% in all Scenarios
- Non-classified and faculty 3.0% in Scenarios B and C
- Proposed fees vary by campus
- Reflects mandatory fees into tuition at Denver and UCCS



Federal Relief Funds Remaining = \$2.3 Million



Note: All remaining HEERF funds are earmarked for future COVID-19 impacts, including monitoring and suppression, testing and tracing, and supplies, per the Federal guidance and student needs.

Statewide Tuition and Fee Increases FY 2022-23

Institution	Current Year	Proposed		
	FY 2021-22 Tuition and Fees (30 credit hrs.)	FY 2022-23 Tuition and Fees (30 credit hrs.)	\$ Increase	% Increase
Adams State University	\$9,680			
Colorado Community College System (CCD)	\$5,803			
Colorado Community College System (MCC)	\$4,750			
Colorado Mesa University	\$9,644			
Colorado School of Mines	\$20,138			
Colorado State University	\$12,331			
Colorado State University Pueblo	\$10,640			
Fort Lewis College	\$9,004			
Metropolitan State University of Denver	\$10,021			
University of Colorado Boulder* (Approved June 2021)	\$12,806	\$13,106	\$300	2.3% or -1.6%
University of Colorado Colorado Springs	\$10,760	(Scen. B) \$11,120 (Scen. C) \$11,028	\$360 \$182	3.3% 2.5%
University of Colorado Denver	\$11,580	Pending AHEC		
University of Northern Colorado	\$10,668			
Western State Colorado University	\$10,646			

*CU Boulder 4 Year Guarantee for incoming FY 2022-23 Freshman & Transfer cohort only, includes elimination of capital fee -\$200 in 2022-23. Continuing students experience at least -1.6% decrease in combined tuition and mandatory fees.

CU Boulder

FOUR CAMPUSES UNITED
ALL FOUR: **ONE**



University of Colorado

Boulder | Colorado Springs | Denver | Anschutz Medical Campus

FY 2021-22 Budget Update, CU Boulder

- Total undergraduate enrollment is up slightly over budget
- Revenue projections are up due to the shift in enrollment mix from resident to non-resident, both in undergraduate and graduate
- Revenue projections will exceed the 1.5% APS threshold by 0.35%



Current Year Budget Update - Estimate, Boulder

FY 2021-22 Revenue Budget	FY 2021-22 Projected Revenue	\$ Difference	% Difference
\$963,362,932	\$981,162,932	\$17,800,000	1.85%

RESOLVED that if General Fund revenue exceeds the initial FY 2021-22 budget by greater than 1.5 percent, the campuses shall seek approval from the president and the Board of Regents prior to spending the revenue consistent with the Budget and Net Position Internal Reporting Policy.

Comments: Additional revenue is due to a larger non-resident undergraduate class, and stronger than planned graduate enrollment

FY 2021-22 Expected Use of Additional Operating Revenues Above 1.5%, Boulder

FY 2021-22	Total Amount	
Additional Revenue	\$17,800,000	1.85%
APS 4058 Threshold	\$14,500,000	1.50%
Remission of Mandatory Fees for Graduate Students on Appointment	\$3,300,000	0.35%

- To better support graduate students, CU Boulder proposes remitting fees for graduate students on assistantship appointments.
 - In November, the Board authorized funds through the Advancing the Strategic Plan initiative which benefitted about 2,900 graduate students and lowered costs by about \$1,539/student. This current year spending allows the Advancing the Strategic Plan investment to supplement this operating fund investment over multiple years.
- This has been done at many other R-1 institutions and was highlighted as one of the highest priorities in the 2019 report by the Graduate Task Force on Stipends and Benefits.



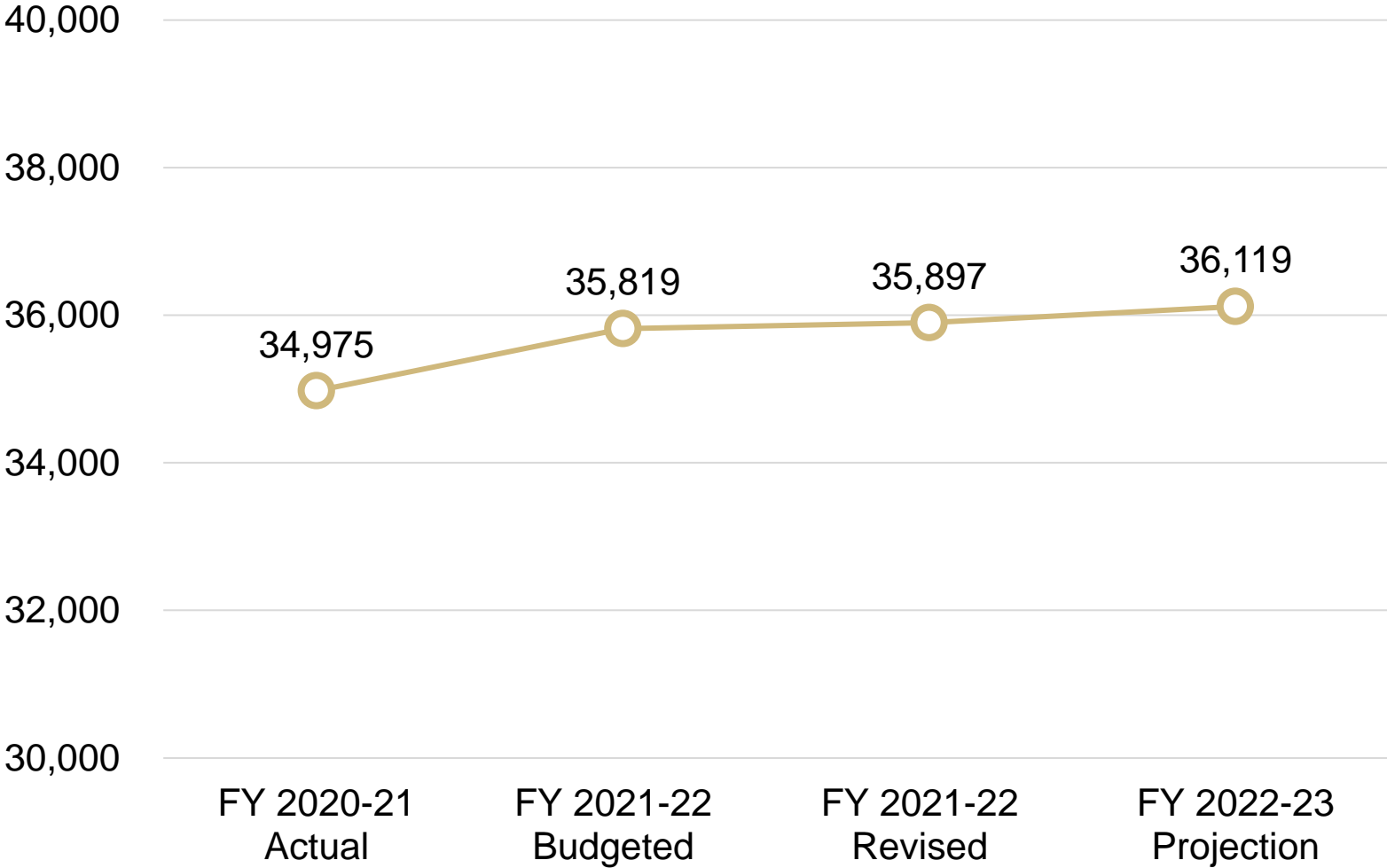
CU Boulder Enrollment Projections

Fall 2022 enrollment continues to rebound with undergraduate enrollment now slightly higher than pre-COVID levels of Fall 2019

- Overall enrollment is projected to increase by 0.6%
 - Undergraduate enrollment is projected to increase by 1.2%, with growth in incoming resident students up from the lower levels of Fall 2021
 - Continuing undergraduate enrollment is affected by the incoming cohort size in fall 2021. Campus expects slight growth, but due to the Fall 2021 residency mix, largely driven by non-resident students
 - Graduate enrollment is projected to be down -2.0%, due to lower application levels



CU Boulder – Enrollment



[FY 2021-22](#) and [FY 2022-23](#) detail available in appendix



University of Colorado

Boulder | Colorado Springs | Denver | Anschutz Medical Campus

FOUR CAMPUSES UNITED

CU Boulder FY 2022-23 Budget Highlights

- -1.6% tuition and mandatory fee decrease for continuing undergraduate resident students, and a -0.5% tuition and mandatory fee decrease for continuing non-resident students
- 3.0% tuition increase for graduate students and incoming undergraduate non-resident students
- \$500 increase in combined tuition and mandatory fees for incoming undergraduate resident students in Fall 2022 cohort, approved June 2021, subject to legislative approval
- Boulder campus will shift undergraduate tuition to four new tiers: approved June 2021; programs included in new tiers subject to legislative approval



CU Boulder FY 2022-23 Budget Highlights (cont.)

- Increased funding for institutional financial aid
- Investments in the Chancellor's Diversity Initiative, deferred maintenance, and technology infrastructure
- Incremental funding will be distributed to Schools, Colleges, and academic and administrative support units to fund academic, strategic and operational needs through new budget model



CU Boulder Expenditures, FY 2022-23

Expenses	FY 2021-22 Original Budget	FY 2021-22 Budget Adjustment	FY 2022-23					
			Scenario A		Scenario B		Scenario C	
Operating Expense			\$ Change	% Change	\$ Change	% Change	\$ Change	% Change
Compensation								
Salary Faculty and Graduate Students	\$249,784,080	\$5,854,307	\$11,513,539	4.5%	\$11,513,539	4.5%	\$11,513,539	4.5%
Salary Exempt	\$138,424,142	\$2,340,528	\$6,338,910	4.5%	\$6,338,910	4.5%	\$6,338,910	4.5%
Salary Classified and Hourly	\$46,617,116	\$0	\$1,395,494	3.0%	\$1,395,494	3.0%	\$1,395,494	3.0%
Benefits - Faculty and Exempt	\$124,042,129	\$2,482,795	\$6,433,853	5.1%	\$6,433,853	5.1%	\$6,433,853	5.1%
Benefits - Classified & Staff Tuition Waiver	\$21,530,144	\$0	\$877,556	4.1%	\$877,556	4.1%	\$877,556	4.1%
Mandatory Transfers/Other	\$3,707,853	\$0	\$0	0.0%	\$0	0.0%	\$0	0.0%
Institutional Financial Aid	\$125,327,106	\$3,300,000	\$3,614,233	2.8%	\$3,614,233	2.8%	\$3,614,233	2.8%
General Operating	\$147,741,309	\$3,822,370	\$13,305,578	8.8%	\$13,582,952	9.0%	\$19,563,075	12.9%
Controlled Maintenance	\$23,752,139	\$0	\$0	0.0%	\$0	0.0%	\$0	0.0%
Library Expense	\$17,254,713	\$0	\$0	0.0%	\$0	0.0%	\$0	0.0%
Utilities	\$23,845,918	\$0	\$0	0.0%	\$0	0.0%	\$0	0.0%
ICCA*	\$32,762,468	\$0	\$1,927,895	5.9%	\$2,426,715	7.4%	\$2,426,715	7.4%
Insurance	\$8,573,815	\$0	\$0	0.0%		0.0%		0.0%
Operating Expense Total	\$963,362,932	\$17,800,000	\$37,393,357	3.8%	\$38,169,551	3.9%	\$44,149,674	4.5%

*FY 2022-23 ICCA adjustment shows the annual increase after accounting for the revised base adjustment of \$8.0 million to accommodate compensation action in November 2021.



CU Boulder Expenditures, FY 2022-23 (cont.)

Expenses	FY 2021-22 Original Budget	FY 2021-22 Budget Adjustment	FY 2022-23					
			Scenario A		Scenario B		Scenario C	
Campus Initiatives			\$ Change	% Change	\$ Change	% Change	\$ Change	% Change
Budget Model Allocation			\$7,553,043		\$7,773,192		\$7,773,192	
Promotion/Tenure			\$1,200,000		\$1,200,000		\$1,200,000	
Chancellor's Diversity Initiative			\$1,000,000		\$1,000,000		\$1,000,000	
Campus Initiatives Total			\$9,753,043		\$9,973,192		\$9,973,192	
Total Estimated Budget	\$963,362,932	\$17,800,000	\$47,146,400	4.8%	\$48,142,743	4.9%	\$54,122,866	5.5%



CU Boulder Targeted Investments

\$7.55 to \$7.73 million Budget Model Allocation

In FY 2022-23 CU Boulder will implement a new budget model. With the new budget model, funding will be available and distributed through the allocation methodology for Schools, Colleges, and academic and administrative support units to fund academic, strategic and operational needs.

The campus will allocate these funds based on the new allocation methodology, which includes funding based on:

- Student credit hours, majors, retention and graduation rates;
- Direct instructional costs, advising, and unit-based student support, including classroom supplies, for schools and colleges;
- Resources for operations, strategic priorities, and administrative needs for campus support units to support the university's mission



CU Boulder Targeted Investments (cont.)

\$1.2 million: Market and Compression for Faculty Tenure and Promotion

CU Boulder is increasing the promotion raise amount for tenure raises and promotion to full professor. These investments are designed to:

- Help combat inflation;
- Better align with peers;
- Address market pressures; and
- Support faculty retention

The comparatively low raise amounts have been cited as contributing to market and compression issues for CU Boulder associate and full professor salaries, leading to recruitment and retention concerns. This is a particular concern at the full professor rank, since a recent analysis revealed that full professor salaries are in aggregate below the AAU average.



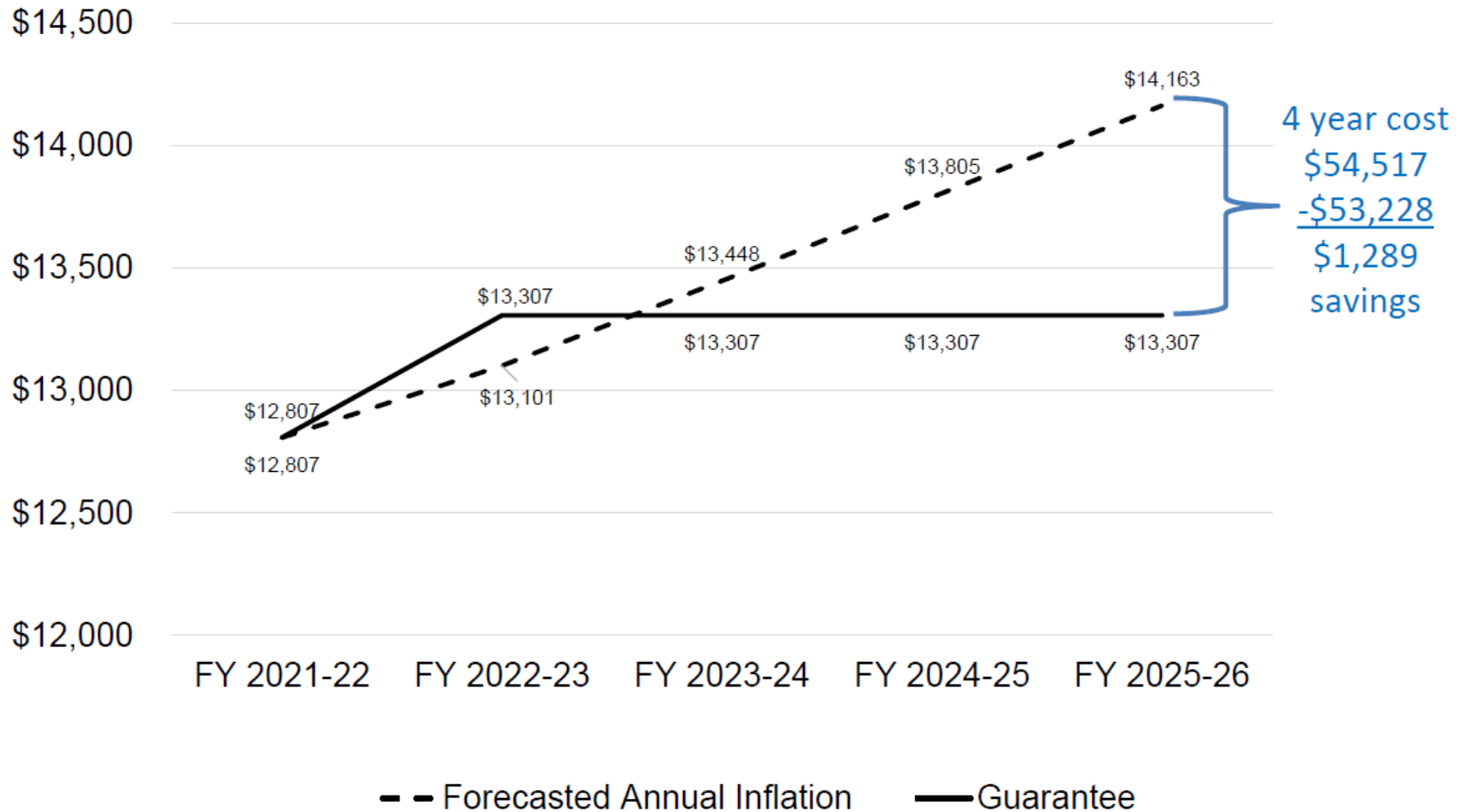
CU Boulder Targeted Investments (cont.)

\$1.0 million Chancellor's Diversity Initiative may include:

- Support for affinity groups (administrative support and resources for employee engagement opportunities that center commitment to justice, equity, diversity, inclusion, and community)
- DEI impact grants (support for operationalizing goals in academic and administrative units)
- Faculty mentoring (expanding existing capacity of Faculty Affairs to offer a range of mentoring activities)
- Organizing resources accessible to the entire campus for DEI-focused strategic planning (e.g., experts, research, toolkits; in the Office of the SVC for DEI)



June 2021 Board Action saved incoming FY 2022-23 Students \$1,289
 Compared to inflation, over 4 years
 Average annual growth 0.96% per year, over 4 years



CU Boulder Tuition, FY 2022-23

Projected Tuition Revenue Sources	FY 2021-22 Original Budget (Current Rate)	FY 2022-23			Comments
		Scenario A	Scenario B	Scenario C	
Non-Resident Undergraduate Tuition Rate	\$37,642				Rate increase 3.0% for options A-C
Dollar Change		\$1,128	\$1,128	\$1,128	
Percent Change*		3.00%	3.00%	3.00%	
Proposed Non-Resident Undergraduate Tuition Rate		\$38,770	\$38,770	\$38,770	
Resident Graduate Tuition Rate	\$12,168				Rate increase 3.0% for options A-C
Dollar Change		\$365	\$365	\$365	
Percent Change*		3.00%	3.00%	3.00%	
Proposed Resident Graduate Tuition Rate		\$12,533	\$12,533	\$12,533	
Non-Resident Graduate Tuition Rate	\$32,220				Rate increase 3.0% for options A-C
Dollar Change		\$966	\$966	\$966	
Percent Change		3.00%	3.00%	3.00%	
Proposed Non-Resident Graduate Tuition Rate		\$33,186	\$33,186	\$33,186	
International Undergraduate Tuition Rate	\$39,486				Rate increase 3.0% for options A-C
Dollar Change		\$1,184	\$1,184	\$1,184	
Percent Change*		3.00%	3.00%	3.00%	
Proposed Resident Graduate Tuition Rate		\$40,670	\$40,670	\$40,670	

Note:

*CU Boulder 4 Year Guarantee for incoming FY 2022-23 Freshman & Transfer cohort only

0.0% Tuition and Mandatory Fee increase for continuing cohorts

CU Boulder tuition and fees are capped at \$500/year for undergraduate residents; however, tuition can only go up \$480/year due to tuition linearity



University of Colorado

Boulder | Colorado Springs | Denver | Anschutz Medical Campus

FOUR CAMPUSES UNITED

CU Boulder FY 2022-23 Student Fee Proposals

- Mandatory Student Fees*
 - (Pending) CUSG Student Activity fee is still being finalized through their legislative process
 - Elimination of the Capital Construction fee, -\$200 per year (fall and spring semester) for all undergraduate and graduate students
- Housing and Dining Services
 - Residence halls and graduate and family housing rate increase of 3.0 percent

*The November Board action and FY 2021-22 budget adjustment proposes remitting fees for graduate students on appointment



University of Colorado

Boulder | Colorado Springs | Denver | Anschutz Medical Campus

FOUR CAMPUSES UNITED

CU Boulder FY 2022-23 Student Fee Proposals

Fee Name	Charge Frequency ⁽¹⁾	FY 2022 Current Rate	FY 2023 Proposed Rate	Dollar Change	Percent Change
Student Activity Fees					
CUSG Student Activity Fee ²	per semester	Pending CUSG			
Capital Construction Fee	per semester	\$100.00	-	(\$100.00)	-100.00%
Housing & Dining Fees³					
Residence Hall standard room & board	per semester	\$7,838.00	\$8,073.00	\$235.00	3.0%
Bear Creek Apartments	per semester	\$4,942.00	\$5,090.00	\$148.00	3.0%
Graduate and Family Housing apartments	per month	\$1,416.00	\$1,458.00	\$42.00	3.0%

Notes:

CU Boulder eliminated all course and program fees in Fall 2018

1) Annual, Per-term, Per Course, Per Credit hour, etc.

2) Any increase is contingent on upcoming student government activity and campus reviews. An update will be provided at a following BOR meeting

3) Rates listed above are for a standard double in the residence halls, a two bedroom/one bath in Bear Creek, and a two-bedroom furnished apartment in Athens/Marine Court in Graduate Family Housing



University of Colorado

Boulder | Colorado Springs | Denver | Anschutz Medical Campus

FOUR CAMPUSES UNITED

Colorado Springs

FOUR CAMPUSES UNITED
ALL FOUR: **ONE**



University of Colorado

Boulder | Colorado Springs | Denver | Anschutz Medical Campus

Current Year Budget Update, UCCS

- Nonresident undergraduate enrollments in fall resulted in stronger than projected tuition revenue
- Spring registration activity down -2.4% enrollment (but because of tuition mix campus is on budget)
- Personnel turnover/hiring challenges significant enough to impact operations

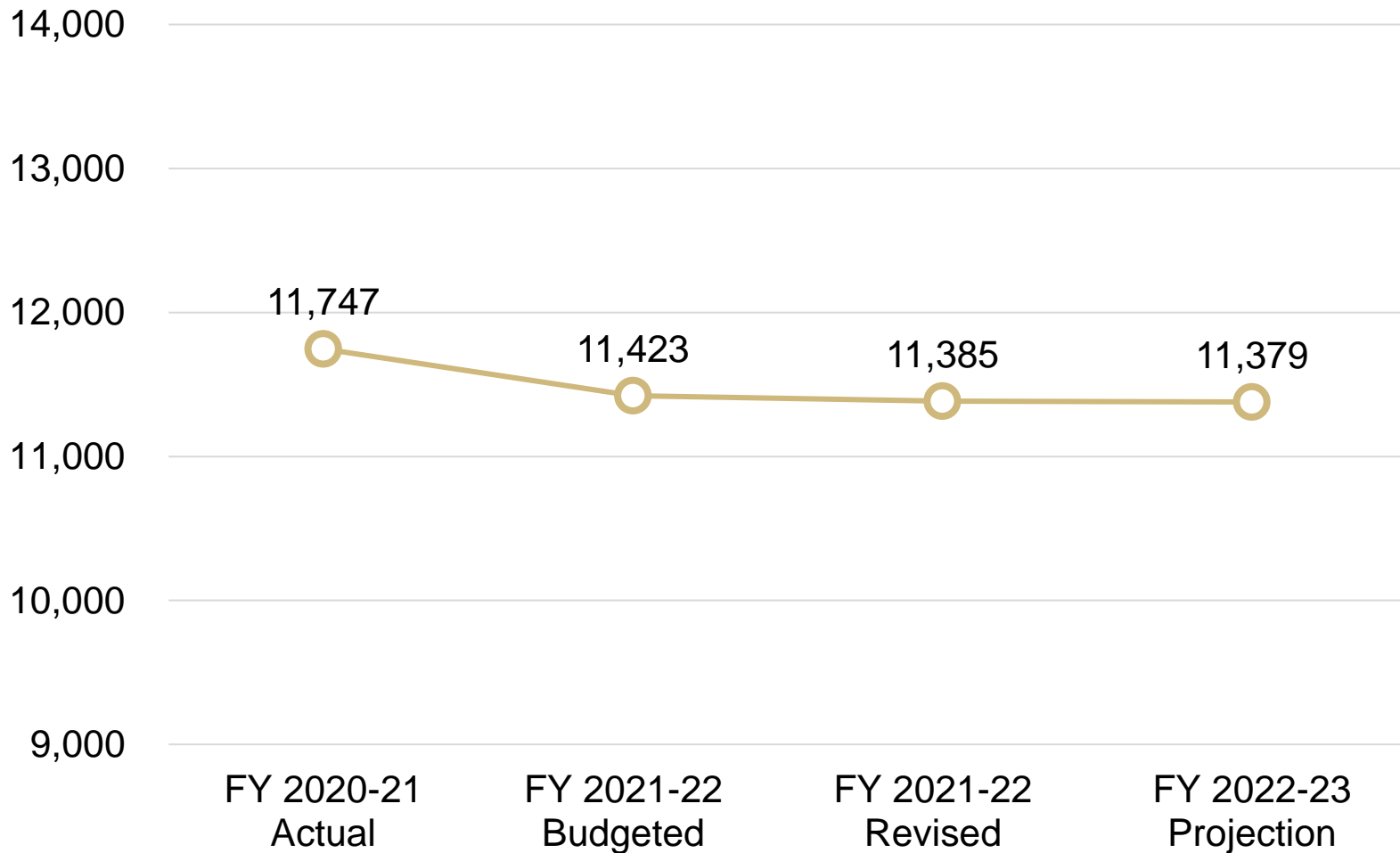


UCCS Enrollment Projections

- Current FY 2022-23 projections are based on preliminary data showing an enrollment decline of -0.05% in Fall 2022
 - Increased competition for undergraduate students
 - Decline in community college enrollments in degree granting programs
 - Record high graduation class size last three years
- Projections will be further updated in March
 - Better leading indicators for new freshmen available late February
 - Second largest application pool
 - New admission software came online in September 2020



UCCS – Enrollment



[FY 2021-22](#) and [FY 2022-23](#) detail available in appendix



University of Colorado

Boulder | Colorado Springs | Denver | Anschutz Medical Campus

FOUR CAMPUSES UNITED

UCCS FY 2022-23 Budget Highlights

- Tuition rate increase for graduate and nonresident populations in all planning scenarios
- Increase of state funding to higher education; however, this increase alone does not cover cost increases and service level expectations
- Costs (salary, benefits) continue to increase at rates higher than projected revenues making budgets cuts a probability
 - Remote work
 - Market competition
 - Inflation



UCCS Expenditures, FY 2022-23

Expenses	FY 2021-22 Original Budget	FY 2021-22 Budget Adjustment	FY 2022-23					
			Scenario A		Scenario B		Scenario C	
Operating Expense			\$ Change	% Change	\$ Change	% Change	\$ Change	% Change
Compensation (1)								
Salary Faculty and Graduate Students	\$48,074,233	\$748,306	\$1,742,342	3.6%	\$2,848,972	5.8%	\$2,848,972	5.8%
Salary Exempt	\$30,200,239	\$472,733	\$1,110,957	3.6%	\$1,806,986	5.9%	\$1,806,986	5.9%
Salary Classified and Hourly	\$9,815,718		(\$533,470)	-5.4%	(\$336,129)	-3.4%	(\$336,129)	-3.4%
Benefits - Faculty and Exempt	\$26,765,197		\$2,340,268	8.7%	\$2,340,268	8.7%	\$2,340,268	8.7%
Benefits - Classified & Staff Tuition Waiver	\$4,222,089		\$446,150	10.6%	\$446,150	10.6%	\$446,150	10.6%
Mandatory Transfers/Other	\$2,582,650		\$1,388,736	53.8%	\$1,388,736	53.8%	\$1,388,736	53.8%
Institutional Financial Aid	\$13,610,586		\$702,018	5.2%	\$702,018	5.2%	\$702,018	5.2%
General Operating	\$14,335,539		(\$2,938,028)	-20.5%	(\$2,506,752)	-17.5%	(\$765,674)	-5.3%
Controlled Maintenance	\$1,214,442		\$0	0.0%	\$0	0.0%	\$0	0.0%
Library Expense	\$1,874,080		\$73,194	3.9%	\$73,194	3.9%	\$73,194	3.9%
Utilities	\$3,106,143		\$0	0.0%	\$0	0.0%	\$0	0.0%
ICCA*	\$6,570,438		\$661,986	10.1%	\$773,686	11.8%	\$773,686	11.8%
Insurance	\$325,712		\$22,018	6.8%	\$22,018	6.8%	\$22,018	6.8%
Operating Expense Total	\$162,697,066	\$1,221,039	\$2,011,033	1.23%	\$4,554,009	2.78%	\$6,295,087	3.84%

*FY 2022-23 ICCA adjustment shows the annual increase after accounting for the revised base adjustment of \$3.0 million to accommodate compensation action in November 2021.

UCCS Expenditures, FY 2022-23 (Cont.)

Expenses	FY 2021-22 Original Budget	FY 2021-22 Budget Adjustment	FY 2022-23					
			Scenario A		Scenario B		Scenario C	
Campus Initiatives								
Base Wage Adjustment			\$467,789		\$467,789		\$727,196	
Campus Initiatives Total		\$0	\$467,789		\$467,789		\$727,196	
Total Estimated Budget	\$162,697,066	\$1,221,039	\$2,478,822	1.51%	\$5,021,798	3.06%	\$7,022,283	4.28%



UCCS Targeted Investments

- \$467,789 Base Wage Adjustments in Scenarios A and B
 - Addresses inequities produced by hiring pressures
 - Set pay for job categories equal to market cost for new hires
- \$727,196 Base Wage Adjustments in Scenario C only
 - Addresses inequities produced by hiring pressures
 - Set pay for job categories equal to market cost for new hires



UCCS Tuition, FY 2022-23

Projected Tuition Revenue Sources	FY 2021-22 Original Budget* (Current Rate)	FY 2022-23			
		Scenario A	Scenario B	Scenario C	
Resident Undergraduate Tuition Rate	\$9,357				Freshman/ Sophomore rate
Dollar Change		\$0	\$274	\$182	
Percent Change*		0.0%	2.9%	1.9%	
Proposed Resident Undergraduate Tuition Rate		\$9,357	\$9,631	\$9,539	
Non-Resident Undergraduate Tuition Rate	\$24,930				Freshman/ Sophomore rate
Dollar Change		\$741	\$741	\$741	
Percent Change*		3.0%	3.0%	3.0%	
Proposed Non-Resident Undergraduate Tuition Rate		\$25,671	\$25,671	\$25,671	
Resident Graduate Tuition Rate	\$13,440				Grad LAS/SPA/EDUC rate at 24 SCH
Dollar Change		\$397	\$397	\$397	
Percent Change**		3.0%	3.0%	3.0%	
Proposed Resident Graduate Tuition Rate		\$13,837	\$13,837	\$13,837	
Non-Resident Graduate Tuition Rate	\$28,864				Grad LAS/SPA/EDUC rate at 24 SCH
Dollar Change		\$868	\$868	\$868	
Percent Change**		3.0%	3.0%	3.0%	
Proposed Non-Resident Graduate Tuition Rate		\$29,732	\$29,732	\$29,732	

*Base rates include mandatory fees in tuition approved in June 2021

UCCS FY 2022-23 Student Fee Proposals

Student Activity Fees

- Fees converted to tuition
 - Student Technology fee, \$12.00 per credit hour
 - Student Information System Fee, \$2.00 per credit hour
- Transportation and Safety Fee (6.2% increase)
 - CU System audited UCCS Transportation and identified the need for increased revenues for necessary maintenance of free parking lots for students that cannot afford parking.
 - This fee will help fund the cost to store police body-camera footage.
 - Transportation shuttles are being operated well past their useful life which has led to increased costs to fix old shuttles that should be replaced by new ones.
 - A sharp increase in typical minimum wage jobs has made it hard to hire and keep shuttle drivers with a CDL, therefore wages need to increase to guarantee timely and sufficient campus transportation.



UCCS FY 2022-23 Student Fee Proposals

- Athletics Fee (6.3% increase)
 - There have been significant increases in the cost of medical and insurance needs for student athletes, as well as rising costs for gameday officials and travel.
- Mandatory Fees (6.1% from prior year, after fee conversion, varies by individual fee)
 - This request is to increase all mandatory student fees that do not have an inflationary clause by the rate of inflation.
 - This increase is needed to continue to provide the levels of service expected in light of increased costs for goods and personnel.
 - These increases will need approval by the Student Body.



UCCS FY 2022-23 Student Fee Proposals

- Housing

- Request to increase housing rates by 2.97%
 - The increase is in line with rates of the competitors in area. Rates include meal plan options and parking options for First Year Housing rates. Amenities such as cable/internet, laundry facilities, utilities and furniture are included which may not be included in off campus options.



UCCS FY 2022-23 Student Fee Proposals

Fee Name	Charge Frequency	FY 2022 Current Rate	FY 2023 Proposed Rate	Dollar Change	Percent Change
<i>Instructional Program Fees</i>					
College of Nursing and Health Sciences					
Pre-Licensure UG Nursing Students -					
Standardized Testing Fee ¹	Per Course	\$93.33	\$99.30	\$5.97	6.4%
College of Business					
Business Program Fee ²	Credit Hour	\$5.00	\$15.00	\$10.00	200.0%

Notes:

- 1) Increasing testing fee due to increased charge from vendor.
- 2) Increasing fee on courses titled FNCE or ACCT due to increased tutoring needs for these classes.



UCCS FY 2022-23 Student Fee Proposals

Fee Name	Charge Frequency	FY 2022 Current Rate	FY 2023 Proposed Rate	Dollar Change	Percent Change
Student Activity Fees					
Student Tech Fee	Credit Hour	\$12.00	\$0	(\$12.00)	-100.0%
SIS Fee	Credit Hour	\$2.00	\$0	(\$2.00)	-100.0%
Transportation and Safety Fee ¹	per Semester	\$102.40/\$51.20	\$108.75/\$54.37	\$6.35/\$3.17	6.2%
Athletics Fee ²	Credit Hour	\$9.60	\$10.20	\$0.60	6.3%
Green Action Fund Fee ³	per Semester	\$5/\$2.5	\$5.25/\$2.63	\$0.25/\$0.13	5.0%
Family Development Center Bond Fee ⁴	per Semester	\$10/\$5	\$10.62/\$5.31	\$0.62/\$0.31	6.2%
Family Development Center Operating Fee ⁴	per Semester	\$3/\$1.50	\$3.19/\$1.59	\$0.19/\$0.09	6.3%
Media Fee ⁴	Credit Hour	\$0.53	\$0.56	\$0.03	5.7%

Notes:

- 1) Increasing fee up to 10% approved by Student Body in 1998. This would increase Transportation and Safety Fee by \$6.35 for fall and spring and by \$3.17 for summer.
- 2) May increase fee up to rate of inflation, but not exceeding 10%, without student vote. This would increase the Athletics Fee by 6.2%.
- 3) May increase fee up to rate of inflation, but not exceeding 5%, without student vote. This would increase the GAF Fee by 5%.
- 4) Inflationary increase of 6.2% (below November 2021 CPI of 6.5%).



UCCS FY 2022-23 Student Fee Proposals

Fee Name	Charge Frequency	FY 2022 Current Rate	FY 2023 Proposed Rate	Dollar Change	Percent Change
<i>Student Activity Fees (continued)</i>					
Wellness Center Fee ⁴	per Semester	\$60/\$30	\$63.72/\$31.86	\$3.72/\$1.86	6.2%
Campus Recreation Center Bond Fee ⁴	per Semester	\$160/\$80	\$169.92/\$84.96	\$9.92/\$4.96	6.2%
Student Recreation Fee ⁴	Credit Hour	\$1.00	\$1.06	\$0.06	6.0%
University Center Bond Fee ⁴	per Semester	\$33/\$16.50	\$35.05/\$17.52	\$2.05/\$1.02	6.2%
	Credit Hour	\$9.50	\$10.09	\$0.59	6.2%
Student Events/Performance Fee ⁴					
7+ credit hours	Credit Hour	\$4.00	\$4.25	\$0.25	6.3%
6 credit hours or less	Credit Hour	\$2.50	\$2.66	\$0.16	6.4%
Student Activities Fee ⁴	per Semester	\$14/\$7	\$14.87/\$7.43	\$0.87/\$0.43	6.2%

Notes:

- 1) Increasing fee up to 10% approved by Student Body in 1998. This would increase Transportation and Safety Fee by \$6.35 for fall and spring and by \$3.17 for summer.
- 2) May increase fee up to rate of inflation, but not exceeding 10%, without student vote. This would increase the Athletics Fee by 6.2%.
- 3) May increase fee up to rate of inflation, but not exceeding 5%, without student vote. This would increase the GAF Fee by 5%.
- 4) Inflationary increase of 6.2% (below November 2021 CPI of 6.5%).

UCCS FY 2022-23 Student Fee Proposals

Fee Name	Charge Frequency	FY 2022 Current Rate	FY 2023 Proposed Rate	Dollar Change	Percent Change
<i>Housing & Dining Fees</i>					
First Year VAV (includes meals and parking)					
Average	per Semester	\$6,573	\$6,767	\$194	3.0%
Example: VAV Two Shared Bedrooms in a Suite	per Semester	\$6,339	\$6,549	\$210	3.3%
Alpine Apartments (includes parking , no meals)					
Average	per Semester	\$5,986	\$6,122	\$136	2.3%
Example: 4-Bedroom Apartment	per Semester	\$4,899	\$4,999	\$100	2.0%



CU Denver

FOUR CAMPUSES UNITED
ALL FOUR: **ONE**



University of Colorado

Boulder | Colorado Springs | Denver | Anschutz Medical Campus

Current Year Budget Update, CU Denver

- Enrollment as of Fall 2021 census is over budget by 0.7%. Notable areas of change include:
 - Undergraduate resident enrollment is -1.0% under budget and graduate resident is -2.2% under budget
 - Total nonresident enrollment is over budget by 13.7%, driven by a historically large number of new domestic nonresident undergraduates and increases in domestic nonresident graduate students in fall 2020 and fall 2021
- Annualized tuition and fee revenue coming in slightly above budget
- All other expenditures track to budget

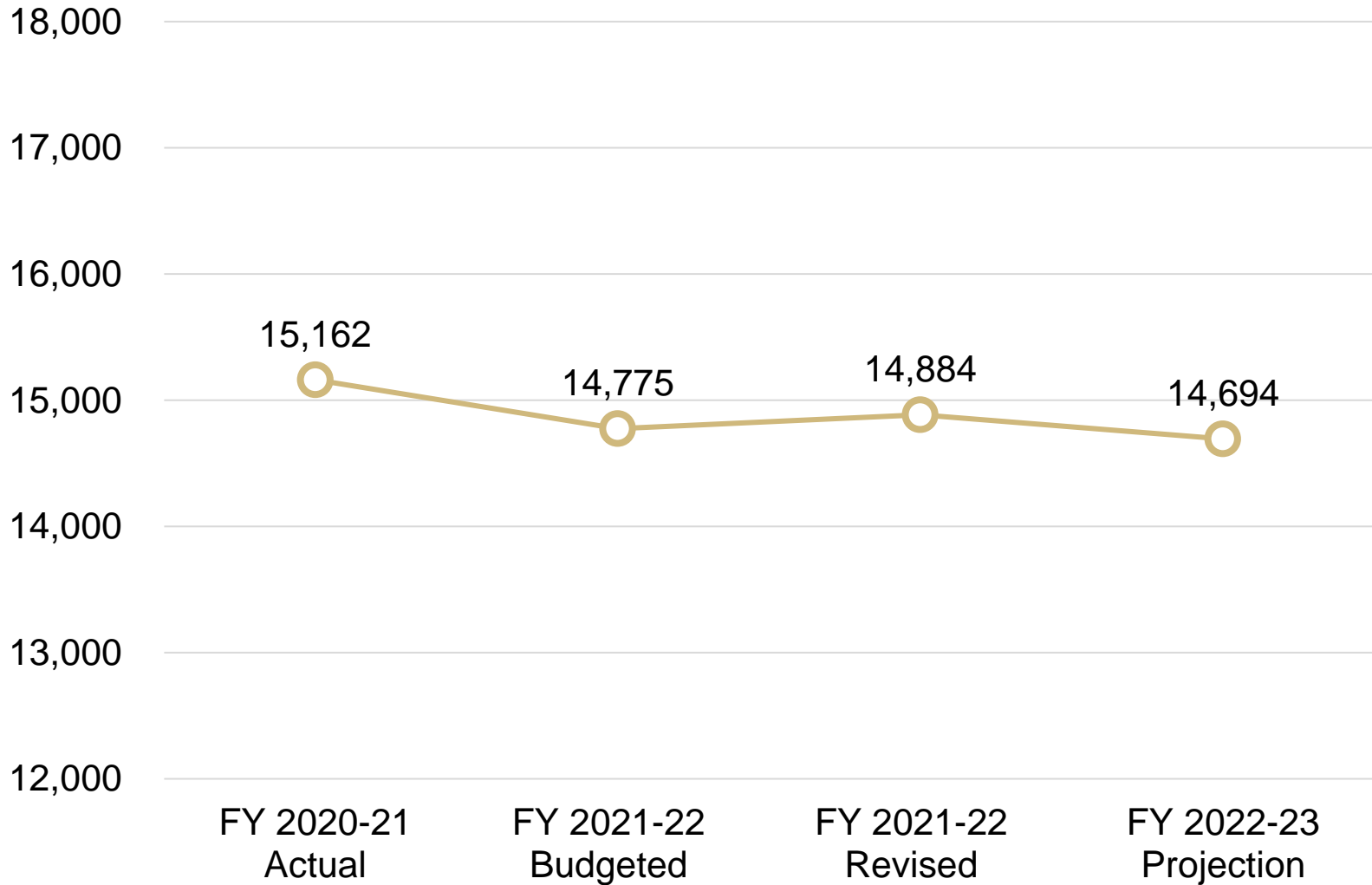


CU Denver Enrollment Projections

- Overall decrease of -1.3% in enrollment for FY 2022-23
- Undergraduate enrollment is projected to decline by -2.7%
 - New freshmen are anticipated to remain around fall 2021 levels
 - New transfers are expected to decrease given weakness in community college enrollment
 - Continuing undergraduates are projected to decline given the pandemic-related enrollment decreases experienced since fall 2020
- Graduate enrollment is projected to increase by 1.7% due to enrollment growth experienced since fall 2020
- Enrollment projections will be reviewed in March as campus monitors large increases in Fall 2022 applications



CU Denver – Enrollment



[FY 2021-22](#) and [FY 2022-23](#) detail available in appendix



University of Colorado

Boulder | Colorado Springs | Denver | Anschutz Medical Campus

FOUR CAMPUSES UNITED

CU Denver FY 2022-23 Budget Highlights

- There is an ever-increasing reliance on tuition revenue along with market pressure on tuition rates.
- Market adjustment to select resident graduate tuition rates to better align with Colorado, regional, and peer institutions.
- Estimated mandatory cost increases (including HLD, Denver minimum wage, and AHEC) plus the FY 2021-22 compensation increases exceed the anticipated revenue growth resulting in a general operating budget shortfall.
- Continued investment in Affordability & Access by increasing Institutional Financial Aid to keep pace with tuition and fee rate changes.



CU Denver Expenditures, FY 2022-23

Expenses	FY 2021-22 Original Budget	FY 2021-22 Budget Adjustment	FY 2022-23					
			Scenario A		Scenario B		Scenario C	
Operating Expense			\$ Change	% Change	\$ Change	% Change	\$ Change	% Change
Compensation								
Salary Faculty and Graduate Students	\$63,016,764	\$1,098,700	\$1,136,510	1.8%	\$3,058,030	4.8%	\$3,058,030	4.8%
Salary Exempt	\$46,407,973	\$739,300	\$581,340	1.2%	\$1,994,640	4.2%	\$1,994,640	4.2%
Salary Classified and Hourly	\$7,836,565	\$0	\$341,100	4.4%	\$341,100	4.4%	\$341,100	4.4%
Benefits - Faculty and Exempt	\$33,260,118	\$462,000	\$2,531,970	7.5%	\$3,276,280	9.7%	\$3,276,280	9.7%
Benefits - Classified & Staff Tuition Waiver	\$4,431,600	\$0	\$211,690	4.8%	\$211,690	4.8%	\$211,690	4.8%
Mandatory Transfers/Other	\$7,464,494	\$0	\$735,000	9.8%	\$735,000	9.8%	\$735,000	9.8%
Institutional Financial Aid	\$15,073,143	\$0	\$0	0.0%	\$0	0.0%	\$0	0.0%
General Operating*	\$31,934,353	\$0	(\$2,467,591)	-7.7%	(\$2,534,211)	-7.9%	\$612,645	1.9%
Library Expense	\$3,434,533	\$0	\$0	0.0%	\$0	0.0%	\$0	0.0%
Utilities	\$862,111	\$0	\$0	0.0%	\$0	0.0%	\$0	0.0%
ICCA**	\$7,286,293	\$0	\$883,241	12.1%	\$1,008,366	13.8%	\$1,008,366	13.8%
Insurance	\$1,053,065	\$0	\$21,861	2.1%	\$21,861	2.1%	\$21,861	2.1%
Operating Expense Total	\$222,061,012	\$2,300,000	\$969,983	0.4%	\$5,107,618	2.3%	\$8,254,474	3.7%

*Campus may utilize one-time reserves in FY 2022-23 to partially mitigate operating reductions while implementing a multi-year budget realignment process.

**FY 2022-23 ICCA adjustment shows the annual increase after accounting for the revised base adjustment of \$3.0 million to accommodate compensation action in November 2021.



CU Denver Expenditures, FY 2022-23 (cont.)

Expenses	FY 2021-22 Original Budget	FY 2021-22 Budget Adjustment	FY 2022-23					
			Scenario A		Scenario B		Scenario C	
Operating Expense			\$ Change	% Change	\$ Change	% Change	\$ Change	% Change
Campus Initiatives								
Financial Aid			\$0		\$363,000		\$242,000	
Campus Initiatives Total		\$0	\$0		\$363,000		\$242,000	
Total Estimated Budget	\$222,061,012	\$2,300,000	\$969,983	0.4%	\$5,470,618	2.4%	\$8,496,474	3.8%



CU Denver Targeted Investments

- Align increases to tuition with increases to the financial aid budget to maintain affordability and remove financial barriers for individuals and families who are the most susceptible to changes in economic conditions.
 - 3% tuition increase: \$363,000 Financial Aid (Scenario B)
 - 2% tuition increase: \$242,000 Financial Aid (Scenario C)



CU Denver Tuition, FY 2022-23

Projected Tuition Revenue Sources	FY 2021-22 Original Budget (Current Rate)	FY 2022-23			Notes
		Scenario A	Scenario B	Scenario C	
Resident Undergraduate Tuition Rate	\$10,620				
Dollar Change		\$0	\$300	\$210	
Percent Change*		0.0%	2.8%	2.0%	
Proposed Resident Undergraduate Tuition Rate		\$10,620	\$10,920	\$10,830	
Non-Resident Undergraduate Tuition Rate	\$31,860				
Dollar Change		\$0	\$930	\$630	
Percent Change*		0.0%	2.9%	2.0%	
Proposed Non-Resident Undergraduate Tuition Rate		\$31,860	\$32,790	\$32,490	
International Undergraduate Tuition Rate	\$33,420				
Dollar Change		\$0	\$990	\$660	
Percent Change*		0.0%	3.0%	2.0%	
Proposed Non-Resident Undergraduate Tuition Rate		\$33,420	\$34,410	\$34,080	
Resident Graduate Tuition Rate	\$12,060				
Dollar Change		\$570	\$930	\$810	Increasing the graduate resident rate for Liberal Arts and Education by 5% as a market adjustment
Percent Change**		4.7%	7.7%	6.7%	
Proposed Resident Graduate Tuition Rate		\$12,630	\$12,990	\$12,870	
Non-Resident Graduate Tuition Rate	\$39,210				
Dollar Change		\$0	\$1,140	\$750	
Percent Change**		0.0%	3.0%	2.0%	
Proposed Non-Resident Graduate Tuition Rate		\$39,210	\$40,380	\$39,990	



University of Colorado

Boulder | Colorado Springs | Denver | Anschutz Medical Campus

Note: all tuition rates reflect the mandatory fees converted into tuition that was approved by the Board In June 2021.

FOUR CAMPUSES UNITED

CU Denver FY 2022-23 and Auraria Fees

- Auraria Campus Fee - *Pending*
- Fees converted to tuition
 - Information Technology fee, \$12.00 per credit hour
 - Student Information Fee, \$2.00 per credit hour
- Housing and Dining Services
 - Increase housing rates by 3.0%
 - Increase dining rates by 4.0%



CU Denver FY 2022-23 and Auraria Fee Detail

Fee Name	Charge Frequency ⁽¹⁾	FY 2022 Current Rate	FY 2023 Proposed Rate	Dollar Change	Percent Change
<i>Student Activity Fees</i>					
Auraria Campus Fee	Per Semester	\$114.92	TBD		
Information Technology Fee	Per Credit Hour	\$12.00	\$0.00	(\$12.00)	-100.0%
Student Information System Fee	Per Credit Hour	\$2.00	\$0.00	(\$2.00)	-100.0%
<i>Housing and Dining Rates</i>					
Standard Double	Per Semester	\$4,685.00	\$4,825.00	\$140.00	3.0%
Standard Meal Plan	Per Semester	\$2,091.00	\$2,175.00	\$84.00	4.0%



CU Anschutz

FOUR CAMPUSES UNITED
ALL FOUR: **ONE**



University of Colorado

Boulder | Colorado Springs | Denver | Anschutz Medical Campus

FY 2021-22 Budget Update, CU Anschutz

- Total enrollment is slightly under budget
- Revenue projections are up due to the shift in enrollment mix from resident to non-resident graduate
- Primary driver of additional current year revenue is additional Indirect Cost Recovery (ICR) from research activities
- Revenue projections will exceed the 1.5% APS threshold

Current Year Budget Update - Estimate, CU Anschutz

FY 2021-22 Revenue Budget	FY 2021-22 Projected Revenue	\$ Difference	% Difference
\$334,619,120	\$355,474,474	\$20,855,354	6.23%
RESOLVED that if General Fund revenue exceeds the initial FY 2021-22 budget by greater than 1.5 percent, the campuses shall seek approval from the president and the Board of Regents prior to spending the revenue consistent with the Budget and Net Position Internal Reporting Policy.			

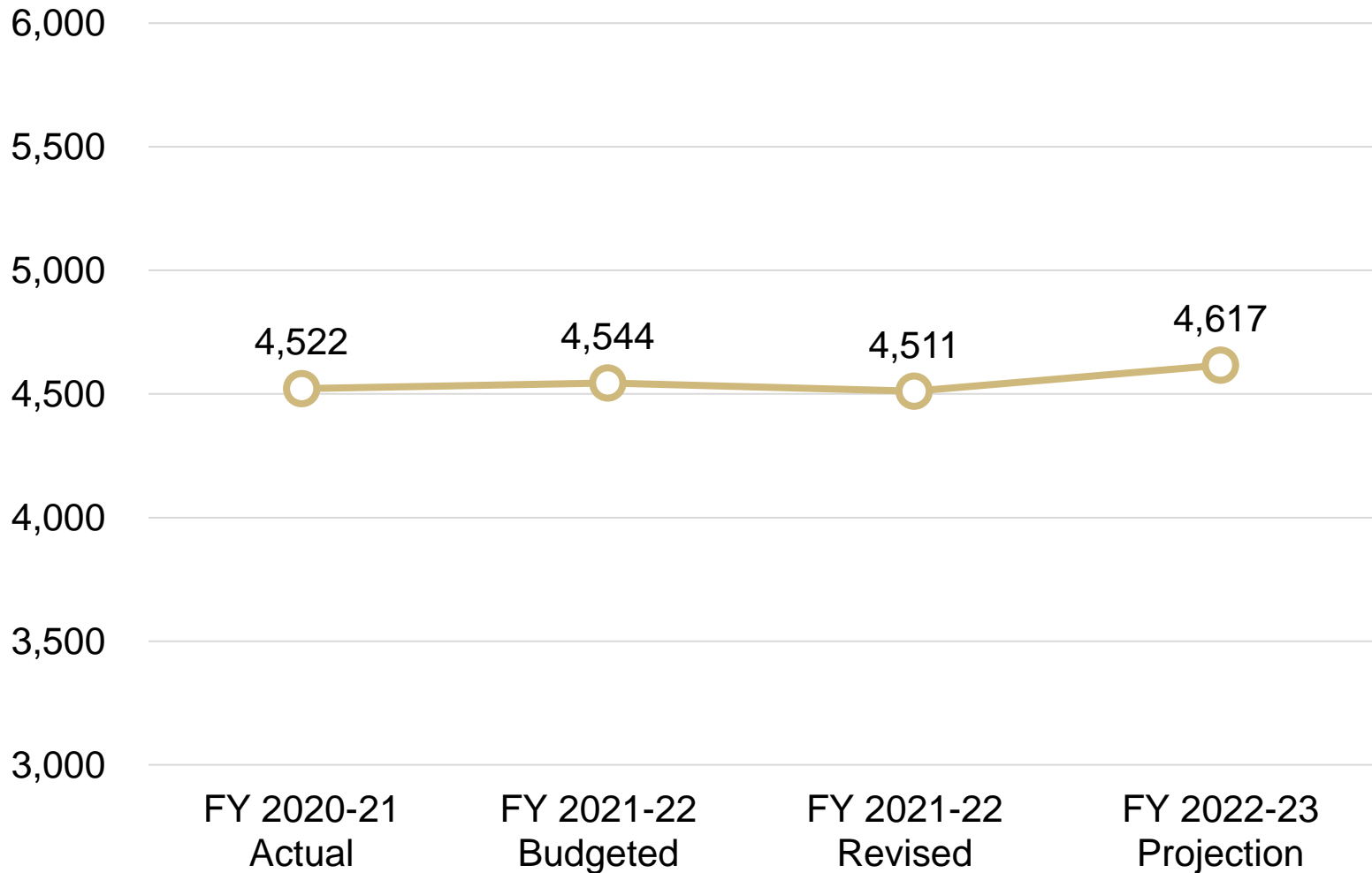
Comments: Additional revenue is primarily due to ICR activity.

CU Anschutz Enrollment Projections

- FY 2022-23 enrollments are projected to be 2.3% higher than FY 2021-22 census
- College of Nursing is expecting an enrollment return to pre-pandemic levels in the Undergraduate BS program
- School of Pharmacy planning for a -5.2% decrease
 - National decline in the number of applications to pharmacy schools
 - The number of pharmacy schools has nearly doubled since the early 2000s
 - Enrollment in new Cannabis Science and Medicine track under the Masters in Pharmaceutical Sciences is projected to grow by 16.7%
- PhD of Public Health is planning for an increase of 13.0%



CU Anschutz – Enrollment



[FY 2021-22](#) and [FY 2022-23](#) detail available in appendix



University of Colorado

Boulder | Colorado Springs | Denver | Anschutz Medical Campus

FOUR CAMPUSES UNITED

CU Anschutz FY 2022-23 Budget Highlights

- State Funding is projected to increase by varying degrees in all three scenarios, between \$3.6 million, \$4.4 million, and \$11.0 million in scenarios A, B and C respectively
- Tuition and Fee revenues are projected to grow by \$4.9 million, or 4.3% over FY 2021-22
 - Enrollments projected to grow by 2.3% or 106 headcount from FY 2021-22 census
 - Enrollment growth is projected across all levels and residencies
- Proposed tuition rates are set as a maximum, which will be reflected in the Regent's resolution
- 3% Merit Pool for Faculty and University staff
- 3% Compression and Retention Initiative to retain Faculty and University Staff



CU Anschutz Expenditures, FY 2022-23

Expenses	FY 2021-22 Original Budget	FY 2021-22 Budget Adjustment	FY 2022-23					
			Scenario A		Scenario B		Scenario C	
Operating Expense			\$ Change	% Change	\$ Change	% Change	\$ Change	% Change
Compensation								
Salary Faculty and Graduate Students	\$70,116,931	\$0	\$2,384,223	3.4%	\$2,384,223	3.4%	\$2,384,223	3.4%
Salary University Staff	\$72,072,112	\$0	\$2,450,707	3.4%	\$2,450,707	3.4%	\$2,450,707	3.4%
Salary Classified and Hourly	\$14,121,960	\$0	\$449,091	3.2%	\$449,091	3.2%	\$449,091	3.2%
Benefits - Faculty and University Staff	\$44,320,789	\$0	\$4,832,508	10.9%	\$4,832,508	10.9%	\$4,832,508	10.9%
Benefits - Classified & Staff Tuition Waiver	\$6,926,772	\$0	\$468,362	6.8%	\$468,362	6.8%	\$468,362	6.8%
Mandatory Transfers/Other	\$47,183,264	\$20,855,354	\$3,763,000	5.5%	\$4,423,514	6.5%	\$10,972,371	16.1%
Institutional Financial Aid	\$1,416,582	\$0	\$0	0.0%	\$0	0.0%		0.0%
General Operating	\$49,625,212	\$0	\$841,486	1.7%	\$841,486	1.7%	\$841,486	1.7%
Controlled Maintenance	\$0	\$0	\$0	0.0%	\$0	0.0%	\$0	0.0%
Library Expense	\$2,727,412	\$0	\$0	0.0%	\$0	0.0%	\$0	0.0%
Utilities	\$4,416,258	\$0	\$0	0.0%	\$0	0.0%	\$0	0.0%
ICCA*	\$17,572,423	\$0	\$1,776,263	10.1%	\$2,043,429	11.6%	\$2,043,429	11.6%
Insurance	\$4,119,404	\$0	\$159,108	3.9%	\$159,108	3.9%	\$159,108	3.9%
Operating Expense Sub-Total	\$334,619,119	\$20,855,354	\$11,114,473	3.13%	\$12,042,153	3.39%	\$18,591,010	5.23%

*FY 2022-23 ICCA adjustment shows the annual increase after accounting for the revised base adjustment of \$6.0 million to accommodate compensation action in November 2021.



University of Colorado

Boulder | Colorado Springs | Denver | Anschutz Medical Campus

FOUR CAMPUSES UNITED

CU Anschutz Expenditures, FY 2022-23 (cont.)

Expenses	FY 2021-22 Original Budget	FY 2021-22 Budget Adjustment	FY 2022-23					
			Scenario A		Scenario B		Scenario C	
			\$ Change	% Change	\$ Change	% Change	\$ Change	% Change
Operating Expense								
Campus Initiatives								
Compression and Retention (Faculty and University Staff)			\$4,910,583		\$4,910,583		\$4,910,583	
Campus Initiatives Total		\$0	\$4,910,583		\$4,910,583		\$4,910,583	
Total Estimated Budget	\$334,619,119	\$20,855,354	\$16,025,056	4.51%	\$16,952,736	4.77%	\$23,501,593	6.61%



CU Anschutz Targeted Investments

3% Compression and Retention Pool – Faculty and University Staff - \$4,910,583

- A large percentage of Anschutz employees are healthcare related – these healthcare professionals are in increasingly high demand with high external competition in terms of job opportunities and compensation, in addition to having been on the front line of the COVID-19 pandemic for the past two years.
- It is critically important to keep pace with compression adjustments in order to retain healthcare staff, recruit top talent and continue to serve the healthcare needs in Colorado.
- Although a 3% compression pool was allocated in FY22, the 0% base-building compensation increases in FY21 combined with increased inflation and increased employee paid healthcare costs have compounded base salary shortfalls and continue to set Anschutz faculty and staff behind market.



CU Anschutz Tuition, FY 2022-23

Projected Tuition Revenue Sources	FY 2021-22 Original Budget (Current Rate)	FY 2022-23			Scenario A Out-Year Projection
		Scenario A	Scenario B	Scenario C	
Resident Undergraduate Tuition Rate (Nursing)	\$13,350				Rate Assumes 30 Credit hours
Dollar Change		\$0	\$300	\$267	
Percent Change*		0.00%	2.25%	2.00%	
Proposed Resident Undergraduate Tuition Rate		\$13,350	\$13,650	\$13,617	
Non-Resident Undergraduate Tuition Rate (Nursing)	\$28,800				Rate Assumes 30 Credit hours
Dollar Change		\$600	\$600	\$600	
Percent Change*		2.08%	2.08%	2.08%	
Proposed Non-Resident Undergraduate Tuition Rate		\$29,400	\$29,400	\$29,400	
Resident Graduate Tuition Rate (Doctor of Medicine, MD)	\$42,390				Doctor of PT, 5.0% Child Health Associate, PA, 5.0% MS Genetics, 5.0% MS Anesthesiology, 3.0%
Dollar Change		\$1,060	\$1,060	\$1,060	
Percent Change**		2.50%	2.50%	2.50%	
Proposed Resident Graduate Tuition Rate		\$43,450	\$43,450	\$43,450	
Non-Resident Graduate Tuition Rate (Doctor of Med, MD)	\$68,345				Doctor of PT, 5.0% Child Health Associate, PA, 5.0% MS Genetics, 5.0% MS Anesthesiology, 3.0% Nonres = Accountable student
Dollar Change		\$1,060	\$1,060	\$1,060	
Percent Change**		1.55%	1.55%	1.55%	
Proposed Non-Resident Graduate Tuition Rate		\$69,405	\$69,405	\$69,405	
Resident Graduate Tuition Rate (Doctor of Dental Surgery DDS)	\$41,344				
Dollar Change		\$1,240	\$1,240	\$1,240	
Percent Change*		3.00%	3.00%	3.00%	
Proposed Resident Undergraduate Tuition Rate		\$42,584	\$42,584	\$42,584	
Non-Resident Graduate Tuition Rate (Doctor of Dental, DDS)	\$66,647				Nonres = Accountable student
Dollar Change		\$1,240	\$1,240	\$1,240	
Percent Change*		1.86%	1.86%	1.86%	
Proposed Non-Resident Undergraduate Tuition Rate		\$67,887	\$67,887	\$67,887	

CU Anschutz Tuition, FY 2022-23

Projected Tuition Revenue Sources	FY 2021-22 Original Budget (Current Rate)	FY 2022-23			Scenario A Out-Year Projection
		Scenario A	Scenario B	Scenario C	
Resident Graduate Tuition Rate (Doctor of Pharmacy, PharmD)	\$32,470				PhD Pharm or Toxicology, 3.0%
Dollar Change		\$974	\$974	\$974	
Percent Change**		3.0%	3.0%	3.0%	
Proposed Resident Graduate Tuition Rate		\$33,444	\$33,444	\$33,444	
Non-Resident Graduate Tuition Rate (Doctor of Pharmacy, PharmD)	\$41,265				PhD Pharm or Toxicology, 3.0%
Dollar Change		\$1,238	\$1,238	\$1,238	
Percent Change**		3.0%	3.0%	3.0%	
Proposed Non-Resident Graduate Tuition Rate		\$42,503	\$42,503	\$42,503	
Resident Graduate Tuition Rate (Master of Public Health)	\$833				MS Biostatistics, Epidemiology, Health Services Research, 3.0% PhD Public Health, 3.0% Certificate/Non-Degree, 3.0% Per Credit Hour Rate
Dollar Change		\$25	\$25	\$25	
Percent Change**		3.0%	3.0%	3.0%	
Proposed Resident Graduate Tuition Rate		\$858	\$858	\$858	
Non-Resident Graduate Tuition Rate (Master of Public Health)	\$1,352				MS Biostatistics, Epidemiology, Health Services Research, 3.0% PhD Public Health, 3.0% Certificate/Non-Degree, 3.0% Per Credit Hour Rate
Dollar Change		\$41	\$41	\$41	
Percent Change**		3.0%	3.0%	3.0%	
Proposed Non-Resident Graduate Tuition Rate		\$1,393	\$1,393	\$1,393	

Note:

Individual program rates detailed in their entirety are in the campus tuition tables attached to the BOR resolution

CU Anschutz FY 2022-23 Student Fee Proposals

- RTD Fee – No change
- Student Health Insurance – currently under negotiation

Fee Name	Charge Frequency ⁽¹⁾	FY 2022 Current Rate	FY 2023 Proposed Rate	Dollar Change	Percent Change
<i>Student Activity Fees</i>					
RTD College Pass Program	Per Term	\$37.70	\$37.70	\$0	0.0%
<i>Mandatory Insurance Fees</i>					
Health Insurance for Students (1)	Annual	\$5,900.00	Pending		

Notes:

1) Rates are still being negotiated.

Appendix Enrollment Detail



FOUR CAMPUSES UNITED
ALL FOUR: ONE

University of Colorado

Boulder | Colorado Springs | Denver | Anschutz Medical Campus



University of Colorado

Boulder | Colorado Springs | Denver | Anschutz Medical Campus

FOUR CAMPUSES UNITED

CU Boulder – Enrollment, Current Year Adjustment

Estimated Headcount Enrollment	FY 2021-22 Budgeted	FY 2021-22 Fall Census	Enrollment Change	Percent Change
Resident Undergrad	17,325	16,623	(702)	-4.1%
Non-Resident Undergrad	12,161	12,888	727	6.0%
Domestic	11,200	11,870	670	6.0%
International	961	1,018	57	6.0%
Resident Graduate	4,046	3,786	(260)	-6.4%
Non-Resident Graduate	2,287	2,600	313	13.7%
Domestic	1,432	1,628	196	13.7%
International	855	972	117	13.7%
Total Undergrad	29,486	29,511	25	0.1%
Total Grad	6,333	6,386	53	0.8%
Total Resident	21,371	20,409	(962)	-4.5%
Total Non-Resident	14,448	15,488	1,040	7.2%
Total Enrollment	35,819	35,897	78	0.2%



CU Boulder – Enrollment Projection

Headcount Enrollment*	FY 2021-22 Adjusted Base	FY 2022-23 Projection	Count Change	Percent Change
Resident Undergraduate	16,623	16,750	127	0.8%
Non-Resident Undergraduate	12,888	13,109	221	1.7%
Domestic	11,870	12,073	204	1.7%
International	1,018	1,036	17	1.7%
Resident Graduate	3,786	3,715	(71)	-1.9%
Non-Resident Graduate	2,600	2,545	(55)	-2.1%
Domestic	1,628	1,364	(263)	-16.2%
International	972	1,181	208	21.4%
Total Resident	20,409	20,465	56	0.3%
Total Non-Resident	15,488	15,654	166	1.1%
Total Enrollment	35,897	36,119	222	0.6%

Of the projected 36,119 total students in FY 2022-23, 10,655 are new students and 25,464 are retained students.

Note:

*Includes degree seeking students with state reportable hours only.



UCCS – Enrollment, Current Year Adjustment

Estimated Headcount Enrollment	FY 2021-22 Budgeted	FY 2021-22 Adjusted	Enrollment Change	Percent Change
Resident Undergrad	8,250	8,080	(170)	-2.1%
Non-Resident Undergrad	1,193	1,387	194	16.3%
Domestic	1,129	1,324	195	17.3%
International	64	63	(1)	-1.6%
Resident Graduate	1,682	1,625	(57)	-3.4%
Non-Resident Graduate	298	293	(5)	-1.7%
Domestic	219	219	0	0.0%
International	79	74	(5)	-6.3%
Total Undergrad	9,443	9,467	24	0.3%
Total Grad	1,980	1,918	(62)	-3.1%
Total Resident	9,932	9,705	(227)	-2.3%
Total Non-Resident	1,491	1,680	189	12.7%
Total Enrollment	11,423	11,385	(38)	-0.3%



UCCS – Enrollment Projection

Headcount Enrollment*	FY 2021-22 Adjusted	FY 2022-23 Projection	Count Change	Percent Change	
Resident Undergraduate	8,080	8,076		Projections will be further updated in March	
Non-Resident Undergraduate	1,387	1,386			
Domestic	1,324	1,323			
International	63	63			
Resident Graduate	1,625	1,624			
Non-Resident Graduate	293	293			
Domestic	219	219			
International	74	74			
Total Undergrad	9,467	9,462			
Total Graduate	1,918	1,917			
Total Resident	9,705	9,700			
Total Non-Resident	1,680	1,679			
Total Enrollment	11,385	11,379	(6)		-0.05%

Of the projected 11,379 total students in FY 2022-23, 4,438 are new students and 6,941 are retained students.

Note:

*Includes degree and non-degree seeking students with state reportable hours only

CU Denver– Enrollment Current Year Adjustment

Estimated Headcount Enrollment	FY 2021-22 Budgeted	FY 2021-22 Adjusted	Enrollment Change	Percent Change
Resident Undergrad	8,810	8,725	(85)	-1.0%
Non-Resident Undergrad	1,336	1,447	111	8.3%
Domestic	847	1,063	216	25.5%
International	489	384	(105)	-21.5%
Resident Graduate	3,915	3,827	(88)	-2.2%
Non-Resident Graduate	714	885	171	23.9%
Domestic	430	503	73	17.0%
International	284	382	98	34.5%
Total Undergrad	10,146	10,172	26	0.3%
Total Grad	4,629	4,712	83	1.8%
Total Resident	12,725	12,552	(173)	-1.4%
Total Non-Resident	2,050	2,332	282	13.7%
Total Enrollment	14,775	14,884	109	0.7%



CU Denver – Enrollment Projection

Headcount Enrollment*	FY 2021-22 Adjusted Base	FY 2022-23 Projection	Count Change	Percent Change
Resident Undergraduate	8,725	8,493	(232)	-2.7%
Non-Resident Undergraduate	1,447	1,408	(39)	-2.7%
Domestic	1,063	1,045	(18)	-1.7%
International	384	363	(21)	-5.5%
Resident Graduate	3,827	3,881	54	1.4%
Non-Resident Graduate	885	912	27	3.1%
Domestic	503	503	0	0.0%
International	382	409	27	7.1%
Total Resident	12,552	12,374	(178)	-1.4%
Total Non-Resident	2,332	2,320	(12)	-0.5%
Total Enrollment	14,884	14,694	(190)	-1.3%

Of the projected 14,694 total students in FY 2022-23, 3,804 are new students and 10,890 are retained students.

Note:

*Includes degree and non-degree seeking students with state reportable hours only.



University of Colorado

Boulder | Colorado Springs | Denver | Anschutz Medical Campus

[Back to Enrollment](#)

FOUR CAMPUSES UNITED

CU Anschutz – Enrollment Current Year Adjustment

Estimated Headcount Enrollment	FY 2021-22 Budgeted	FY 2021-22 (census)	Enrollment Change	Percent Change
Resident Undergraduate	461	408	(53)	-11.5%
Non-Resident Undergraduate	28	35	7	25.0%
Domestic		32	32	
International		3	3	
Resident Graduate	3,142	3,069	(73)	-2.3%
Non-Resident Graduate	913	999	86	9.4%
Domestic		908	908	
International		91	91	
Total Undergraduate	489	443	(46)	-9.4%
Total Graduate	4,055	4,068	13	0.3%
Total Resident	3,603	3,477	(126)	-3.5%
Total Non-Resident	941	1,034	93	9.9%
Total Headcount	4,544	4,511	(33)	-0.7%

Note:

*Includes School of Public Health enrollment at UNC and CSU

In addition to headcount changes, there are changes in credit hour load that may affect tuition revenue

International student data is not forecasted, actuals are reported in census



University of Colorado

Boulder | Colorado Springs | Denver | Anschutz Medical Campus

[Back to Enrollment](#)

FOUR CAMPUSES UNITED

CU Anschutz – Enrollment Projection

Headcount Enrollment*	FY 2021-22 Revised (Census)	FY 2022-23 Projection	Count Change	Percent Change
Resident Undergraduate	408	461	53	13.0%
Non-Resident Undergraduate	35	53	18	51.4%
Domestic	32			
International	3			
Resident Graduate	3,069	3,096	27	0.9%
Non-Resident Graduate	999	1,007	8	0.8%
Domestic	908			
International	91			
Total Undergraduate	443	514	71	16.0%
Total Graduate	4,068	4,103	35	0.9%
Total Resident	3,477	3,557	80	2.3%
Total Non-Resident	1,034	1,060	26	2.5%
Total Headcount	4,511	4,617	106	2.3%

Of the projected 4,617 total students in FY 2022-23, 1,207 are new students and 3,410 are retained students.

Note:

*Includes School of Public Health enrollment at UNC and CSU

In addition to headcount changes, there are changes in credit hour load that may affect tuition revenue

International student data is not forecasted, actuals are reported in census



University of Colorado

Boulder | Colorado Springs | Denver | Anschutz Medical Campus

[Back to Enrollment](#)

FOUR CAMPUSES UNITED