

# FY 2024-25 Budget and Fee Proposals

April 12, 2024



University of Colorado

Boulder | Colorado Springs | Denver | Anschutz Medical Campus

# April Board Meeting Decision Points for FY 2024-25

- Tuition
- Fees
- Compensation



# FY 2024-25 State Funding Update

## Higher Education Funding

- \$107.0 million statewide operating increase (9.4%)
- Of that amount, effective \$29.4 million CU operating increase (9.6%)
  - CU Boulder (10.2%)
  - CU Denver (9.0%)
  - UCCS (9.4%)
  - CU Anschutz (9.4%)
- \$25.1 million statewide financial aid increase
- 3.0% cap on resident undergraduate tuition rates



# Tuition and Fee Recommendations Undergraduate Resident Students

## Tuition

- CU Boulder new students = 3.0%
- CU Boulder continuing students (guarantee) = 0.0%
- CU Denver = 3.0%
- UCCS = 3.0%
- CU Anschutz = 1.9%, resident undergraduate nursing

## Fees Vary by Campus



# Statewide Tuition and Fee Increases FY 2024-25

Institution	Current Year	Proposed			
	FY 2023 -24 Tuition and Fees (30 credit hrs.)	FY 2024 -25 Tuition and Fees (30 credit hrs.)	\$ Increase	% Increase	
Adams State University	\$9,776				
Colorado Community College System (CCD)	\$5,982				
Colorado Community College System (MCC)	\$5,113				
Colorado Mesa University	\$10,391				
Colorado School of Mines	\$21,186				
Colorado State University	\$13,010				
Colorado State University Pueblo	\$11,677				
Fort Lewis College	\$9,669				
Metropolitan State University of Denver	\$10,780				
University of Colorado Boulder	First-time students*	\$13,622	\$14,002	\$380	2.8%
	Continuing students	varies by cohort	varies by cohort	\$0	0.0%
University of Colorado Denver	\$12,366	\$12,723	\$358	2.9%	
University of Colorado Colorado Springs	\$11,741	\$12,176	\$435	3.7%	
University of Northern Colorado	\$11,528				
Western State Colorado University	\$11,083				

Base resident undergraduate tuition and fee rates only.

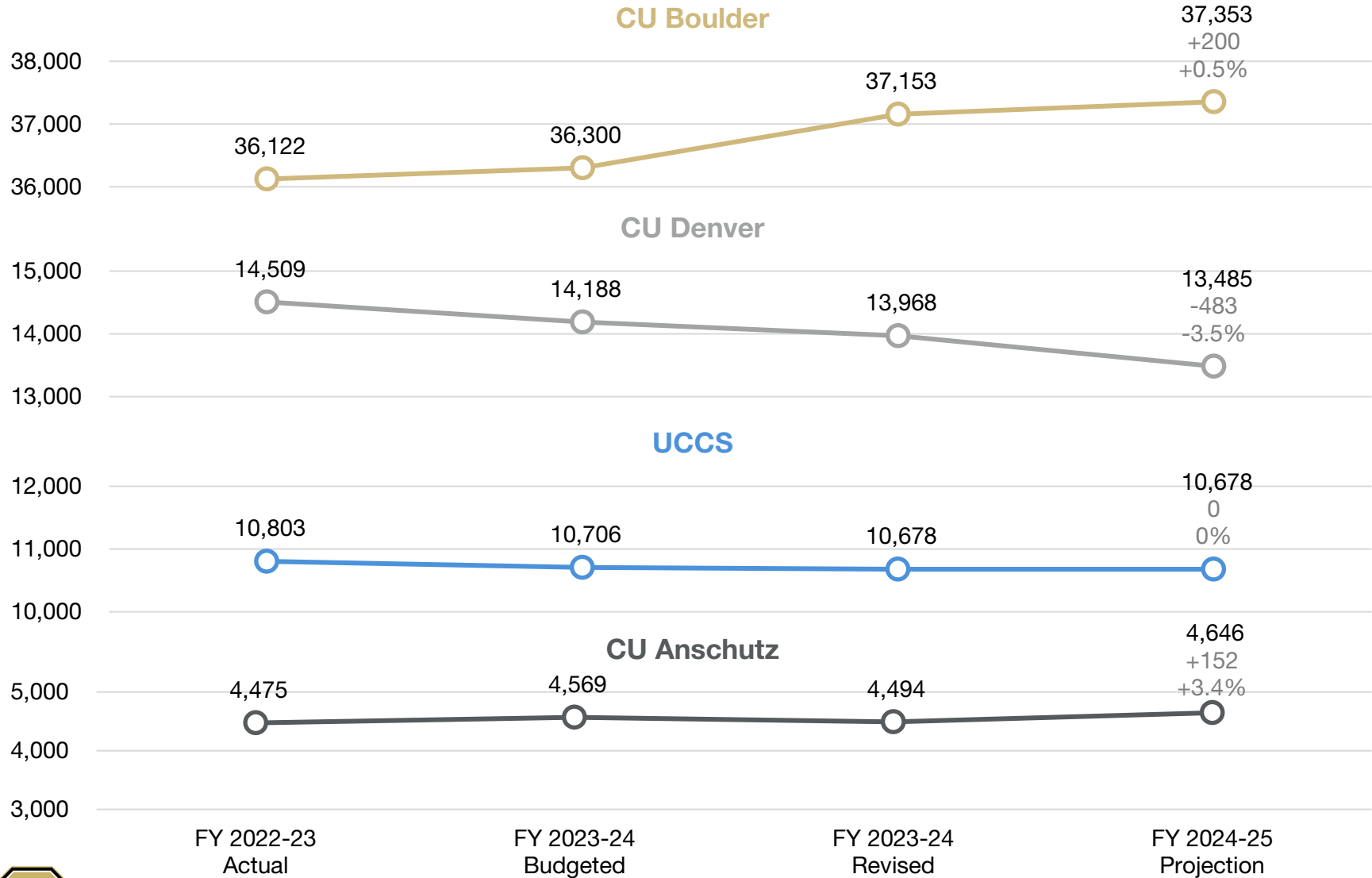
\*CU Boulder four-year guarantee for incoming FY 2024-25 first-year and transfer student cohort only.

# Compensation Recommendations

## Compensation

- Classified = 3.0% plus step plan increases in all scenarios (state requirement)
- Non-Classified
  - CU Boulder = 4.0% merit (part two of two-year plan)
  - CU Denver = 2.0% merit (with enrollment threshold) and 1.0% pool (with enrollment threshold) for compression, retention, and equity
  - UCCS = 2.0% merit for employees with an annual salary  $\leq$  \$85,000 and pool for compression, retention, and equity. Plus 1.0% merit (with enrollment threshold) for employees with an annual salary  $>$ \$85,000
  - CU Anschutz = 3.0% merit and 0.8% pool for compression, retention, and equity

# Enrollment Change by Campus FY 2022-23 to FY 2024-25



University of Colorado

Boulder | Colorado Springs | Denver | Anschutz Medical Campus



# CU Boulder



University of Colorado

Boulder | Colorado Springs | Denver | Anschutz Medical Campus

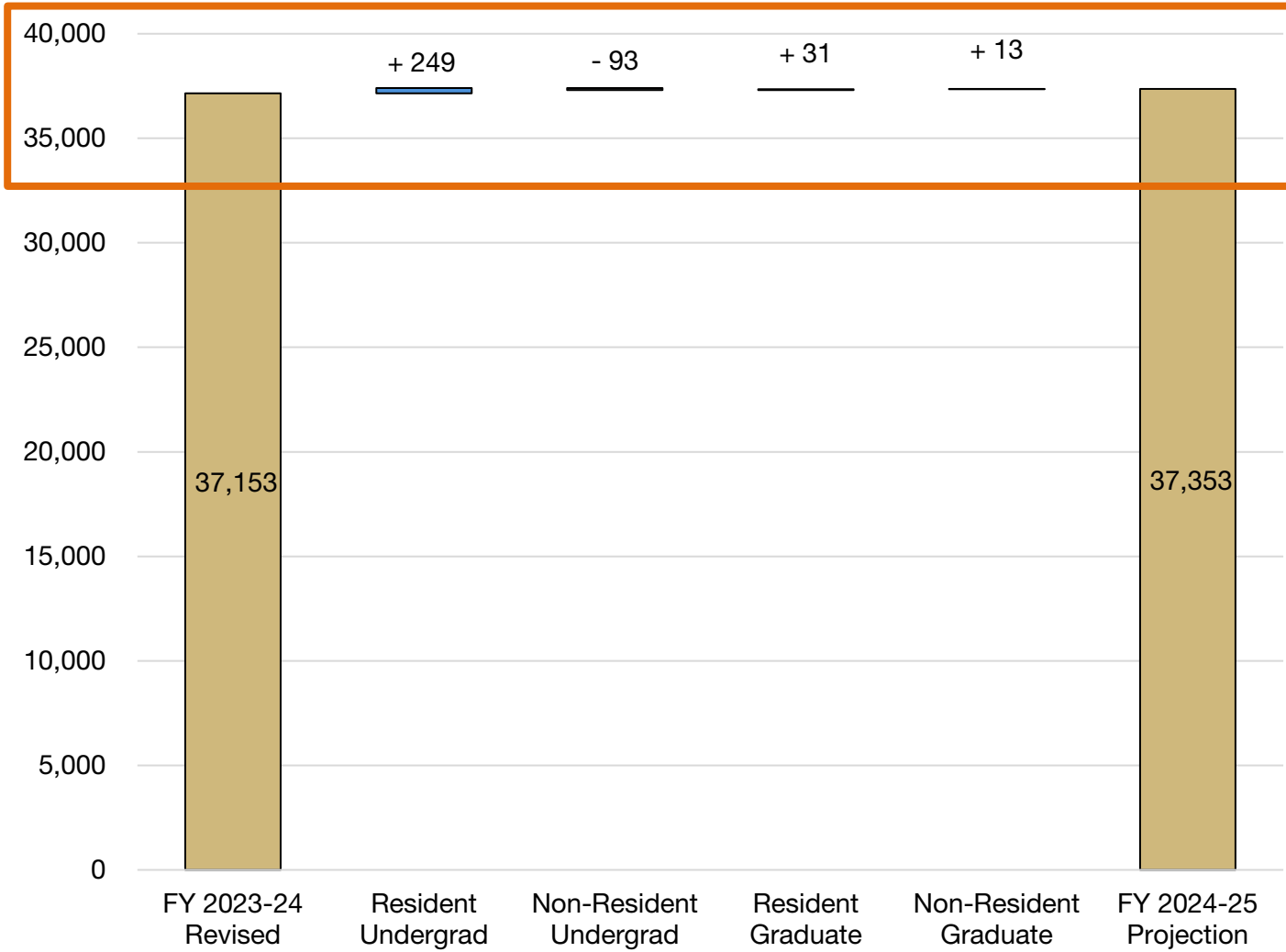


# CU Boulder Enrollment Projections, FY 2024-25

- Fall 2024 undergraduate and graduate enrollment projected to be a slight increase over fall 2023 census
- Overall enrollment projected to increase 0.5%
  - Undergraduate enrollment projected to increase 0.5%, with incoming resident students down from the high fall 2023 level
  - Continuing undergraduate enrollments are projected to drive an overall increase over fall 2023. Transfer students are projected to be in-line with fall 2023
  - Graduate enrollment is projected to be up 0.7% from fall 2023



# CU Boulder Enrollment (At Scale) FY 2023-24 to FY 2024-25



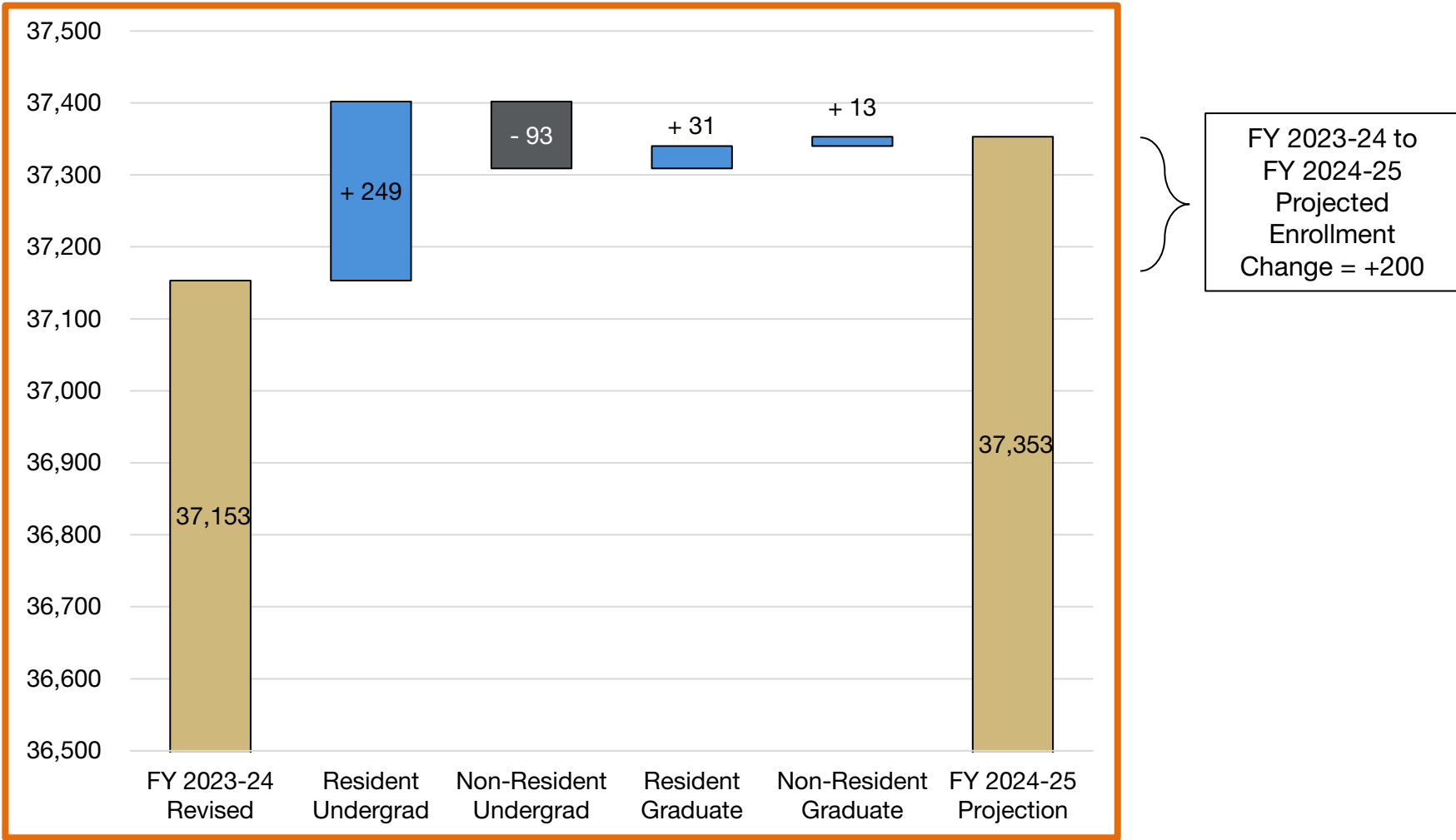
FY 2023-24 to  
FY 2024-25  
Projected  
Enrollment  
Change = +200



University of Colorado

Boulder | Colorado Springs | Denver | Anschutz Medical Campus

# CU Boulder Enrollment (Zoomed In, Not to Scale) FY 2023-24 to FY 2024-25



# CU Boulder FY 2024-25 Budget Highlights

## Tuition and Compensation

- 3.0% tuition plus mandatory fee increase for incoming undergraduate resident students
- 4.0% tuition plus mandatory fee increase for incoming non-resident students
- 0.0% tuition and mandatory fee increase for continuing resident students
- 0.0% tuition increase for continuing non-resident undergraduate students
- 3.0% tuition plus mandatory fee increase for graduate students
- 4.0% merit pool for faculty and university staff, 3.0% for classified

## Strategic Budgetary Investments

- Increased funding for institutional financial aid and mandatory operating costs
- Ongoing support for the Chancellor's diversity initiative and faculty compensation initiatives



# CU Boulder FY 2024-25 Expenditures

Expenses	FY 2023-24 Budget	FY 2024-25 Recommendation	
		\$ Change	% Change
<b>Operating Expense</b>			
Compensation			
Salary Faculty*	\$290,962,530	\$11,638,501	4.0%
Salary Exempt	\$191,728,649	\$7,669,146	4.0%
Salary Classified and Hourly	\$46,852,148	\$2,949,382	6.3%
Integrate FY 2021-22 Comp Increase	-	\$1,400,000	-
Benefits - Faculty and Exempt	\$162,304,089	\$9,297,983	5.7%
Benefits - Classified and Hourly	\$16,371,200	\$1,410,895	8.6%
Mandatory Transfers/Other	\$9,497,645	\$0	0.0%
General Operating	\$128,961,522	\$15,862,047	12.3%
Deferred Maintenance	\$22,030,850	\$2,000,000	9.1%
Library Materials	\$17,254,713	\$450,000	2.6%
Utilities	\$25,024,626	\$2,816,321	11.3%
Institutional Financial Aid	\$135,035,042	\$3,565,810	2.6%
ICCA	\$29,781,225	\$1,794,303	6.0%
Insurance	\$10,760,788	\$500,000	4.6%
<b>Operating Expense Total</b>	<b>\$1,086,565,027</b>	<b>\$61,354,388</b>	

\*Salary Faculty rate increases apply to all faculty categories: tenure/tenure-track, IRC, and contingent (adjunct) faculty.



# CU Boulder FY 2024-25 Expenditures (Cont.)

Expenses	FY 2023-24 Budget	FY 2024-25 Recommendation	
		\$ Change	% Change
<b>Campus Initiatives</b>			
Chancellors Diversity		\$1,000,000	
Faculty Compensation Initiatives		\$1,749,000	
<b>Initiatives Subtotal</b>		<b>\$2,749,000</b>	
<b>Total Estimated Budget</b>	<b>\$1,086,565,027</b>	<b>\$1,150,668,415</b>	<b>5.9%</b>

# CU Boulder Tuition, FY 2024-25

Projected Tuition Revenue Sources	FY 2023-24 Original Budget (Current Rate)	FY 2024-25	Comments
<b>Resident Undergraduate Tuition Rate</b>	\$11,976		Tier 2 – 3.0% Tier 3 – 2.9% Tier 4 – 3.0%
Dollar Change		\$336	
Percent Change*		2.8%	
Proposed Resident Undergraduate Tuition Rate		\$12,312	
<b>Non-Resident Undergraduate Tuition Rate</b>	\$40,320		
Dollar Change		\$1,612	
Percent Change*		4.0%	
Proposed Non-Resident Undergraduate Tuition Rate		\$41,932	
<b>Resident Graduate Tuition Rate</b>	\$13,014		
Dollar Change		\$378	
Percent Change**		2.9%	
Proposed Resident Graduate Tuition Rate		\$13,392	
<b>Non-Resident Graduate Tuition Rate</b>	\$34,488		
Dollar Change		\$1,026	
Percent Change**		3.0%	
Proposed Non-Resident Graduate Tuition Rate		\$35,514	
<b>International Undergraduate Tuition Rate</b>	\$42,296		
Dollar Change		\$1,690	
Percent Change**		4.0%	
Proposed Resident Graduate Tuition Rate		\$43,986	

\*CU Boulder four-year guarantee for incoming FY 2024-25 first-year and transfer student cohort only.

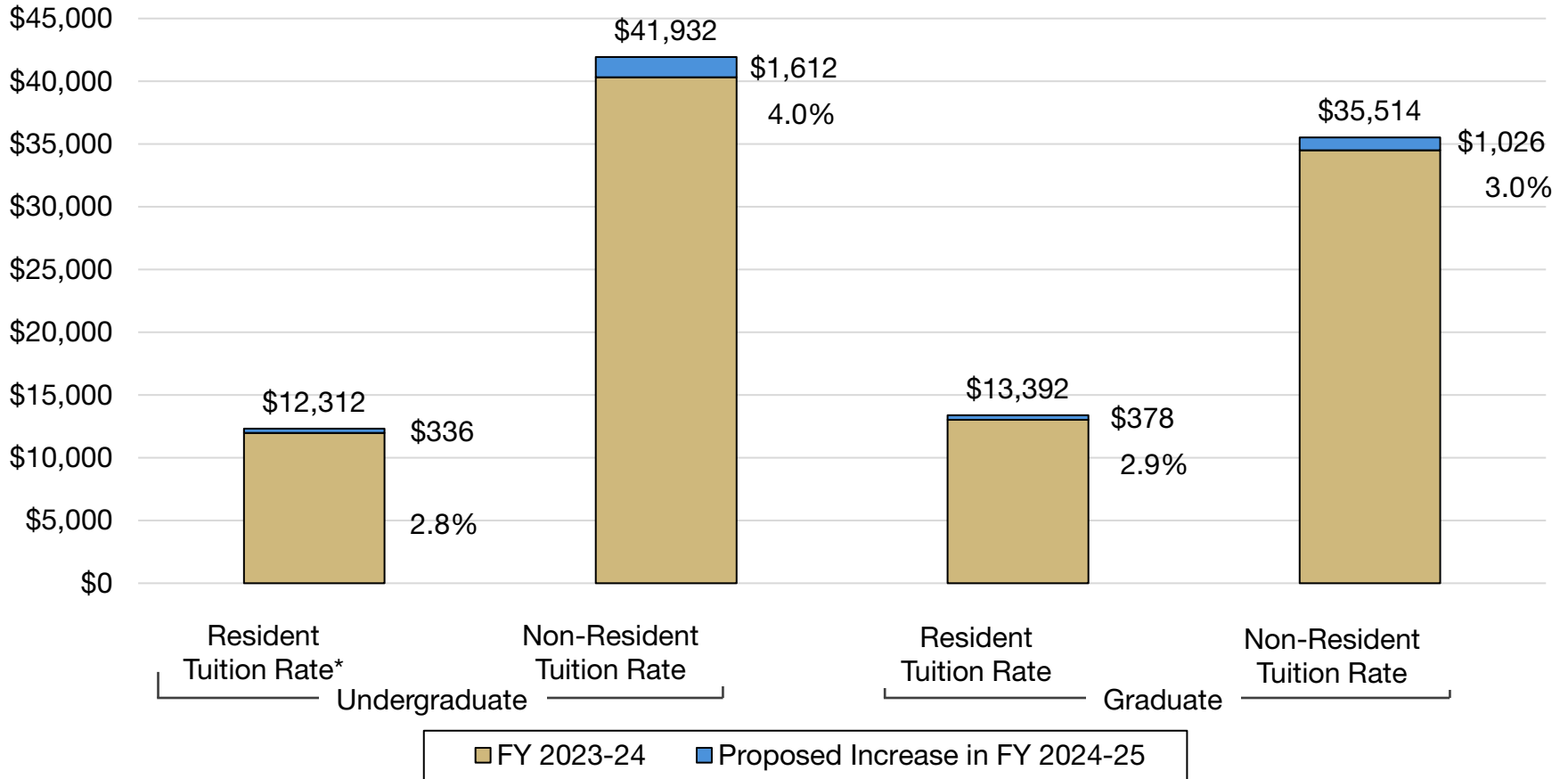
\*\*0.0% Tuition and Mandatory Fee increase for continuing cohorts within period of guarantee.



University of Colorado

Boulder | Colorado Springs | Denver | Anschutz Medical Campus

# CU Boulder FY 2024-25 Tuition



\*FY 2024-25 undergraduate rates are for first time students and transfer students only.  
 Current undergraduate seniors will get one additional year of the tuition and mandatory fee guarantee.



# CU Boulder FY 2024-25 Fee Proposals

Fee Name	Charge Frequency	FY 2024 Current Rate	FY 2025 Proposed Rate	Dollar Change	Percent Change
<b>Course Specific Fees</b>					
<b>Instructional Program Fees</b>					
<i>All course and program fees eliminated effective Fall 2018.</i>					
<b>Student Activity Fees</b>					
Student Activity Fee*	per semester	\$409.76	\$419.76	\$10.00	2.4%
Mental Health Resource Fee*	per semester	\$97.40	\$107.40	\$10.00	10.3%
Career Services Fee*	per semester	\$12.00	\$14.00	\$2.00	16.7%
Graduate and Professional Student Gov't	per semester	\$11.62	\$15.57	\$3.95	34.0%
Transit Fee*	per semester	\$86.18	\$101.18	\$15.00	17.4%
Bike Program Fee*	per semester	\$15.00	\$0.00	-\$15.00	-100.0%
<b>Housing &amp; Dining Fees<sup>1</sup></b>					
Residence Hall standard room & board	per semester	\$8,476.00	\$8,899.00	\$423.00	5.0%
Bear Creek Apartments	per semester	\$5,344.00	\$5,493.00	\$149.00	2.8%
Graduate and Family Housing apartments	per month	\$1,501.00	\$1,546.00	\$45.00	3.0%

\*Combined mandatory undergraduate student fee increase of \$44.00/year for 30 credit hours or 2.7%.

<sup>1</sup>Rates listed for standard double in residence halls; two bedroom/one bath in Bear Creek; two-bedroom furnished apartment in Athens/Marine Court in Graduate Family Housing.

A scenic mountain valley with a sun flare and lens effects. The sun is low in the sky, creating a warm, golden glow and several circular lens flare patterns. The valley is filled with dense evergreen forests, and the mountainsides are rugged and rocky. The sky is blue with scattered white clouds. The overall mood is bright and natural.

# CU Denver



University of Colorado

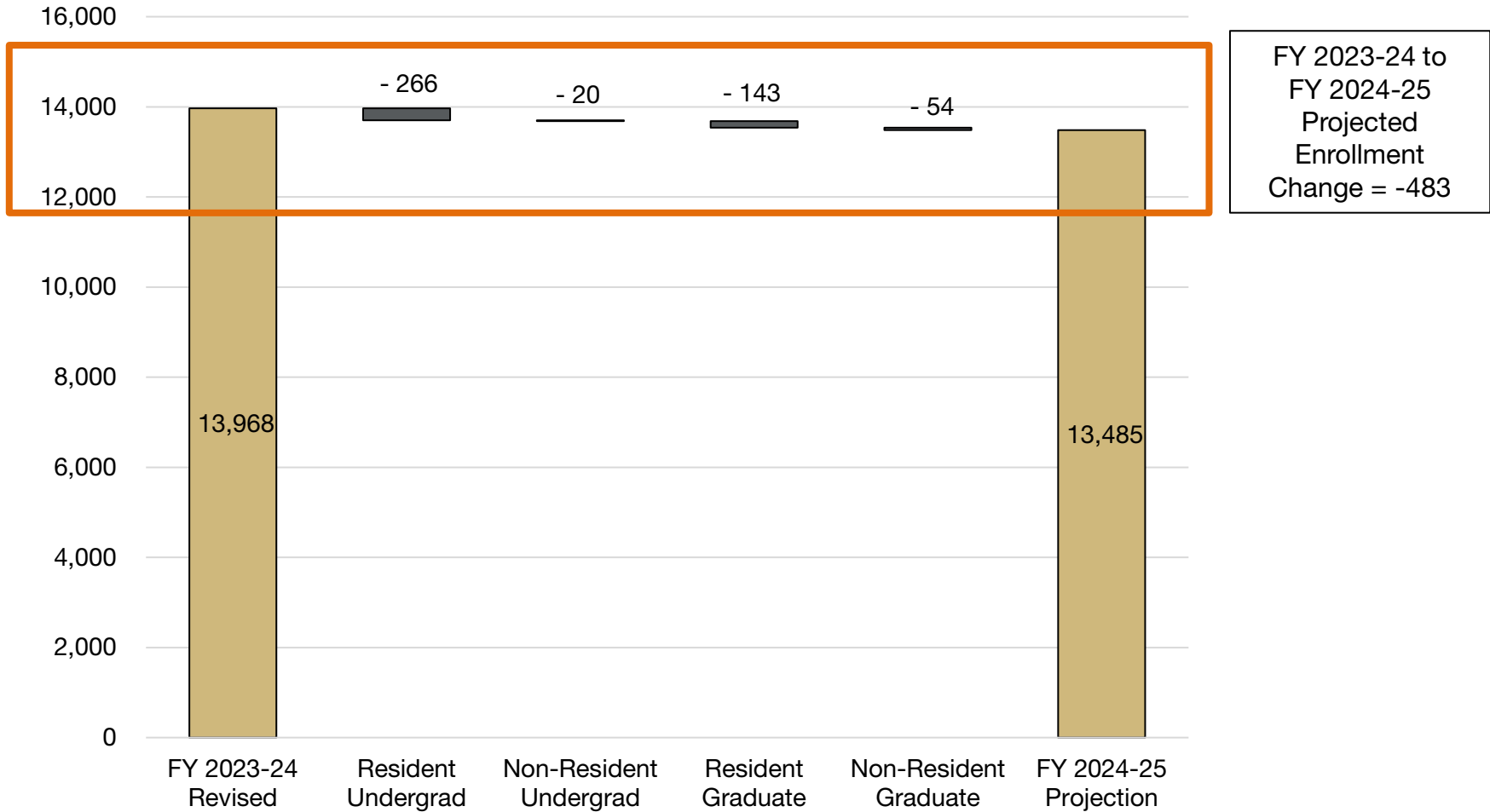
Boulder | Colorado Springs | Denver | Anschutz Medical Campus

# CU Denver Enrollment Projections

- Overall decrease of -3.5% in enrollment for FY 2024-25
- Undergraduate enrollment projected to decline -2.9%
  - New freshmen enrollment anticipated to remain relatively flat from fall 2023
  - New transfers expected to decrease, following recent trends
  - Continuing undergraduates projected to decline as smaller cohorts progress through academic career, combined with large graduating classes
    - Projection improved from February due to better than anticipated Spring 2024 enrollment
- Graduate enrollment projected to decrease -4.6%
  - New international graduate students anticipated to increase
    - As a result of bringing international credential evaluation back in-house
  - Total number of continuing graduate students anticipated to decline as larger cohorts graduate
    - Projection improved from February due to better than anticipated Spring 2024 enrollment



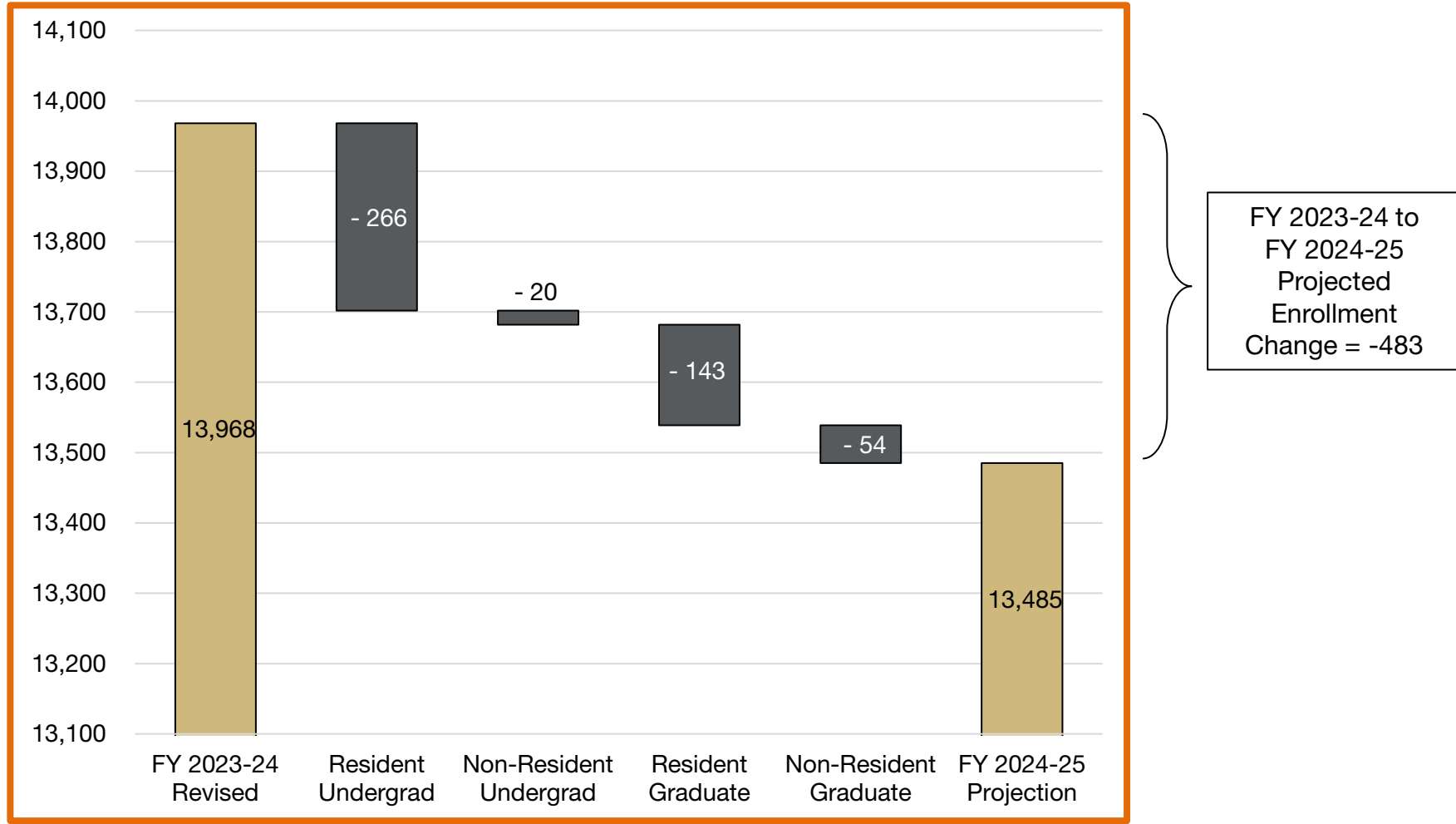
# CU Denver Enrollment (At Scale) FY 2023-24 to FY 2024-25



University of Colorado

Boulder | Colorado Springs | Denver | Anschutz Medical Campus

# CU Denver Enrollment (Zoomed In, Not to Scale) FY 2023-24 to FY 2024-25



# CU Denver FY 2024-25 Budget Highlights

## Tuition and Compensation

- 3.0% tuition increase for resident undergraduate students
- 3.1% tuition increase for resident graduate students
- 4.0% tuition increase for non-resident undergraduate and graduate students
- 2.0% merit pool contingent on revenue thresholds
  - Additional 1.0% pool for compression, retention, and equity contingent on revenue thresholds
- 3.0% increase for classified staff

## Budget Outlook

- Ongoing commitment to investment in affordability and access for students through increase in institutional financial aid to keep pace with tuition and fee rate changes
- Estimated mandatory cost increases, including Denver minimum wage, AHEC, and other operating increases and compensation increases exceed anticipated new revenue available resulting in general operating budget shortfall



# Revenue Threshold for FY 2024-25 Compensation

- Revenue will be determined after Fall 2024 Census
- Board will be informed of resulting compensation in October

Rate	FY 2024-25 Revenue	Change from FY 2024-25 April 12 Presentation
0.0%	\$243,130,977	(\$2,900,000)
1.0%	\$244,630,977	(\$1,500,000)
<b>2.0%*</b>	<b>\$246,030,977</b>	<b>\$0</b>
3.0%**	\$247,630,977	\$1,600,000

\*2.0% merit pool, included in FY 2024-25 revenue and expense amounts in this presentation.

\*\*Merit plus additional 1.0% compression, retention, and equity pool.



# CU Denver FY 2024-25 Balancing

- Engaged campus community to complete Phase 2 work of Strategic Realignment of Resources initiative
- Identified \$5.1 million in budget reduction items with campus and shared governance leadership, ensuring alignment with campus priorities
- Approved reductions fall into following categories:
  - Retirement incentives
  - Elimination of vacant positions
  - Staff reorganizations
  - Reductions to operating budgets





# CU Denver FY 2024-25 Expenditures

Expenses	FY 2023-24 Budget Revised	FY 2024-25 Recommendation	
		\$ Change	% Change
<b>Operating Expense</b>			
Compensation*			
Salary Faculty **	\$66,656,895	\$213,213	0.3%
Salary Exempt	\$50,616,281	\$397,012	0.8%
Salary Classified and Hourly	\$8,597,443	\$320,018	3.7%
Integrate FY 2021-22 Comp Increase	-	\$525,000	-
Benefits - Faculty and Exempt	\$37,624,790	\$314,430	0.8%
Benefits - Classified and Hourly	\$4,802,732	\$181,934	3.8%
Mandatory Transfers/Other	\$5,988,363	\$0	0.0%
General Operating	\$40,293,441	\$204,714	0.5%
Deferred Maintenance	\$0	\$0	0.0%
Library Materials	\$3,926,125	\$0	0.0%
Utilities	\$1,194,711	\$63,072	5.3%
Institutional Financial Aid	\$15,920,143	\$0	0.0%
ICCA	\$6,038,979	\$306,201	5.1%
Insurance	\$1,156,089	\$88,172	7.6%
<b>Operating Expense Total</b>	<b>\$242,815,992</b>	<b>\$2,613,766</b>	

\*Compensation includes 2.0% merit pool contingent on meeting revenue thresholds included in estimates presented to board on 4/12/2024 and Denver's share of 3.0% merit increase for shared services provided by Anschutz.

\*\*Salary Faculty rate increases apply to all faculty categories: tenure/tenure-track, IRC, and contingent (adjunct) faculty.



University of Colorado

Boulder | Colorado Springs | Denver | Anschutz Medical Campus

# CU Denver FY 2024-25 Expenditures (Cont.)

Expenses	FY 2023-24 Budget Revised	FY 2024-25 Recommendation	
		\$ Change	% Change
<b>Operating Expense</b>			
Campus Initiatives			
Financial Aid		\$440,740	
Denver Mandatory Minimum Wage		\$160,480	
<b>Initiatives Subtotal</b>		<b>\$527,760</b>	
<b>Total Estimated Budget</b>	<b>\$242,815,992</b>	<b>\$246,030,977</b>	<b>1.3%</b>

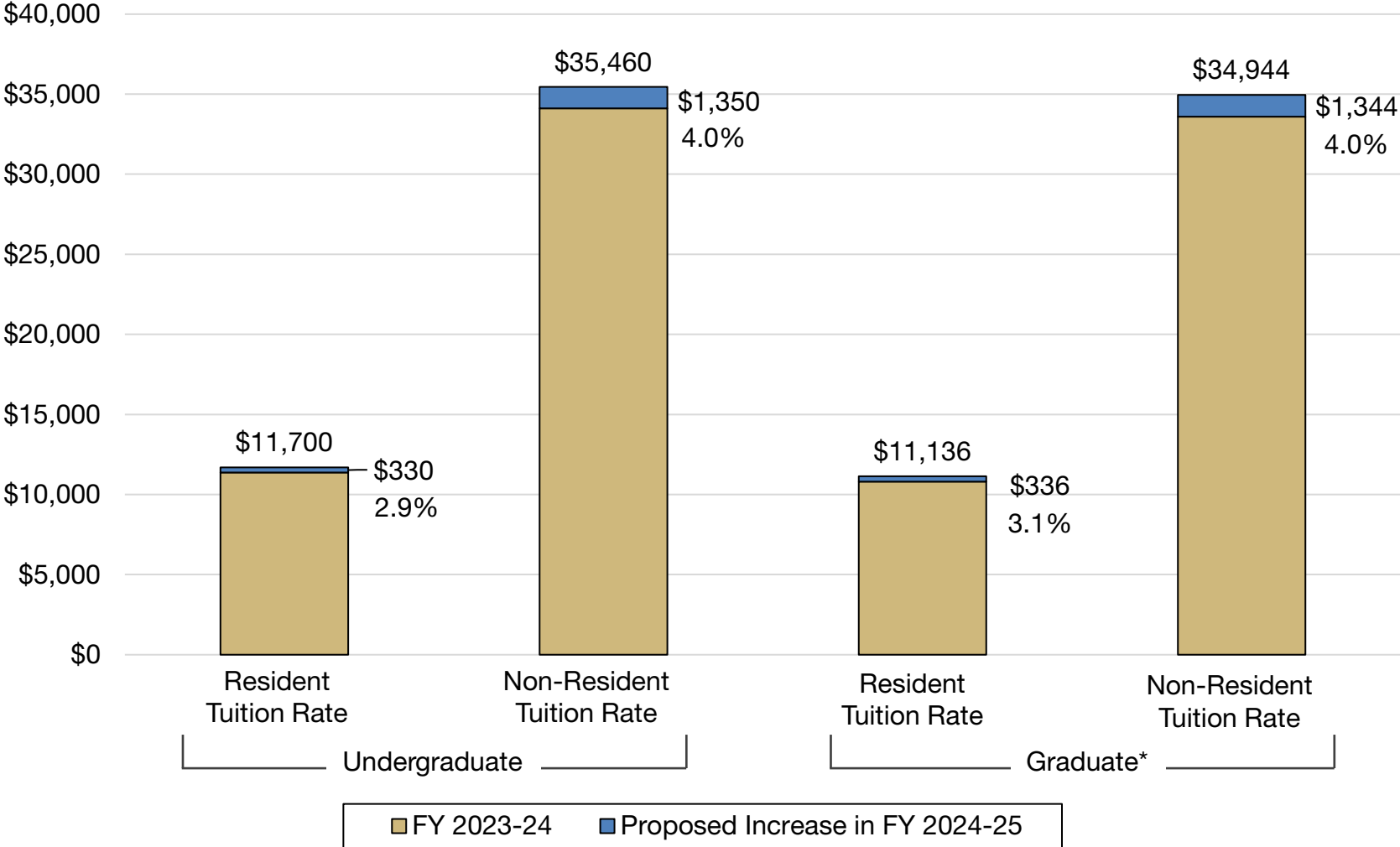


# CU Denver Tuition, FY 2024-25

Projected Tuition Revenue Sources	FY 2023-24 Original Budget (Current Rate)	FY 2024-25	Comments
<b>Resident Undergraduate Tuition Rate</b>	\$11,370		
Dollar Change		\$330	
Percent Change		2.9%	
Proposed Resident Undergraduate Tuition Rate		\$11,700	
<b>Non-Resident Undergraduate Tuition Rate</b>	\$34,110		
Dollar Change		\$1,350	
Percent Change		4.0%	
Proposed Non-Resident Undergraduate Tuition Rate		\$35,460	
<b>Resident Graduate Tuition Rate</b>	\$13,500		
Dollar Change		\$420	4.2% for Business School courses to align with market rates
Percent Change		3.1%	
Proposed Resident Graduate Tuition Rate		\$13,920	
<b>Non-Resident Graduate Tuition Rate</b>	\$42,000		
Dollar Change		\$1,680	
Percent Change		4.0%	
Proposed Non-Resident Graduate Tuition Rate		\$43,680	
<b>International Undergraduate Tuition Rate</b>	\$35,820		
Dollar Change		\$1,410	
Percent Change		3.9%	
Proposed Resident Graduate Tuition Rate		\$37,230	



# CU Denver FY 2024-25 Tuition



University of Colorado

Boulder | Colorado Springs | Denver | Anschutz Medical Campus

\*Graduate student totals differ between table on slide 44 and chart on slide 45. Table on slide 44 shows 30 credit hours for graduate students. Chart above shows 24 credit hours for graduate students, which aligns with the IPEDS definition of full-time graduate student.

# CU Denver FY 2024-25 Fees

Fee Name	Charge Frequency	FY 2024 Current Rate	FY 2025 Proposed Rate	Dollar Change	Percent Change
<b><i>Instructional Program Fees</i></b>					
Business School, Major Supplement Fee	per semester	\$66.49	\$69.61	\$3.12	4.7%
Business School, Instructional Fee	per credit hour	\$18.00	\$18.85	\$0.85	4.7%
College of Arts and Media, Major Supplement Fee	per semester	\$137.21	\$143.66	\$6.45	4.7%
College of Arts and Media, Instructional Fee	per credit hour	\$25.96	\$27.18	\$1.22	4.7%
College of Architecture and Planning, Instructional Fee	per credit hour	\$35.00	\$41.30	\$6.30	18.0%
College of Liberal Arts and Sciences, Major Supplement Fee	per semester	\$83.88	\$99.80	\$15.92	19.0%
College of Liberal Arts and Sciences, Instructional Fee	per credit hour	\$11.63	\$13.61	\$1.98	17.0%
School of Education and Human Development, Instructional Fee	per credit hour	\$2.96	\$3.50	\$0.54	18.2%
School of Public Affairs, Graduate Major Fee	per semester	\$136.31	\$140.39	\$4.08	3.0%
School of Public Affairs, Undergraduate Major Fee	per semester	\$156.04	\$160.72	\$4.68	3.0%
School of Public Affairs, Instructional Fee	per credit hour	\$6.11	\$6.29	\$0.18	2.9%



# CU Denver FY 2024-25 and Auraria Fees

Fee Name	Charge Frequency	FY 2024 Current Rate	FY 2025 Proposed Rate	Dollar Change	Percent Change
<b>Mandatory Fees</b>					
<b>Student Activity Fees*</b>					
Auraria Campus Fee	per semester	\$127.66	\$132.89	\$5.23	4.1%
Wellness Center Fee	per credit hour	\$12.34	\$12.92	\$0.58	4.7%
<b>Housing &amp; Dining Fees</b>					
Standard Double	per semester	\$4,920.00	\$5,215.00	\$295.00	6.0%
Standard Meal Plan	per semester	\$2,310.00	\$2,506.00	\$196.00	8.5%

\*Combined mandatory undergraduate student fee increase of \$27.86/year for 30 credit hours or 2.8%.

A scenic mountain landscape with a sun flare and lens effects. The sun is low in the sky, creating a warm, golden glow and several circular lens flare patterns. The foreground shows a dirt path leading through a valley with dense evergreen forests. The background features rugged mountain peaks under a blue sky with scattered white clouds. The image is overlaid with semi-transparent geometric shapes: a light yellow triangle on the left and a darker yellow triangle on the right.

# Colorado Springs



University of Colorado

Boulder | Colorado Springs | Denver | Anschutz Medical Campus

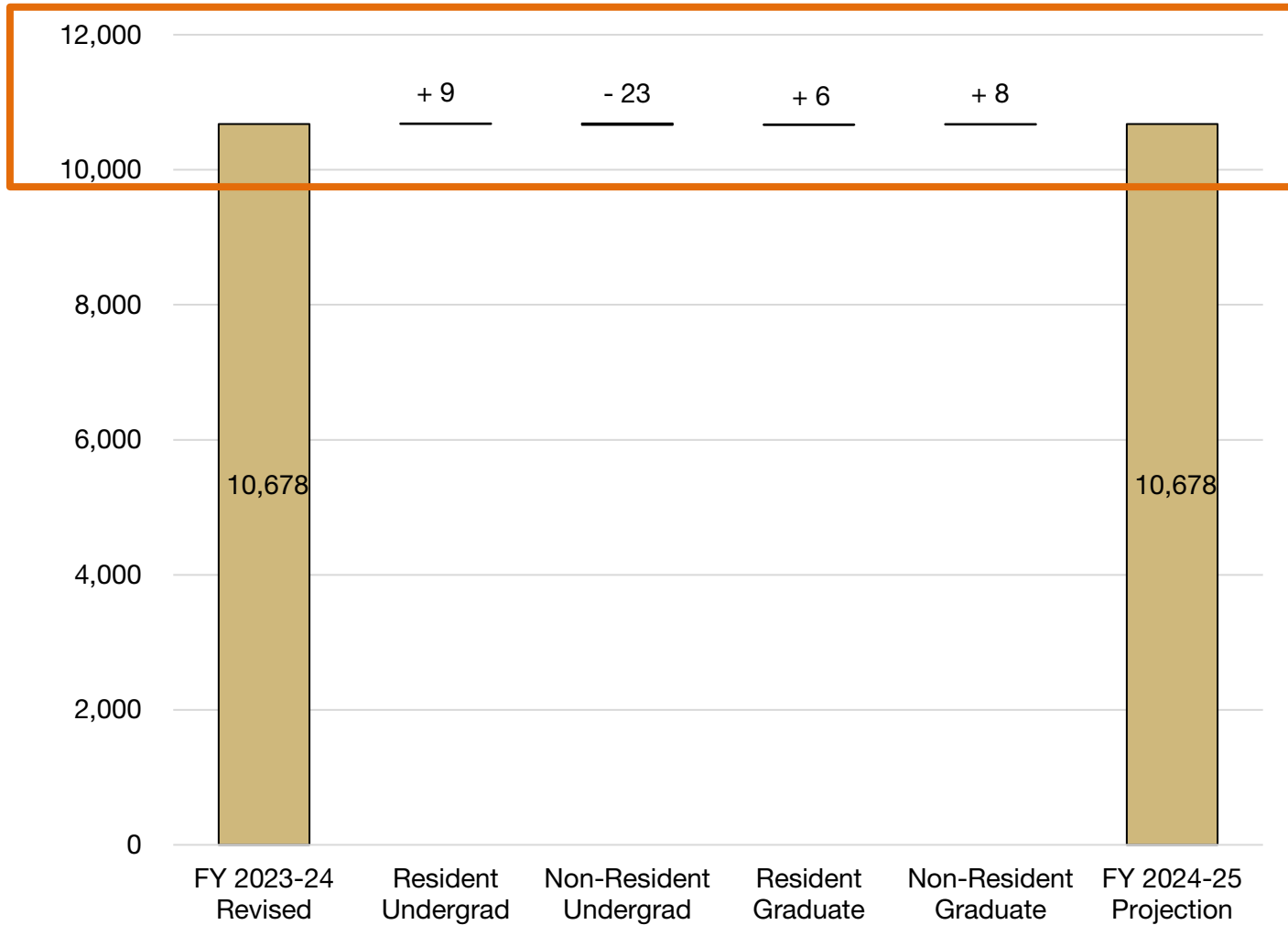
# UCCS Enrollment Projections

- Overall enrollment projected to remain constant, but projections show slight changes based on level and residency
  - Slight increase projected in resident undergraduate and graduate enrollment
  - Increased competition for resident undergraduate students
- Non-resident graduate enrollment projected to increase 2.8%
- Vice Chancellor of Enrollment Management is collaborating with deans and college stakeholders to develop new enrollment strategies, including marketing, and financial aid packaging





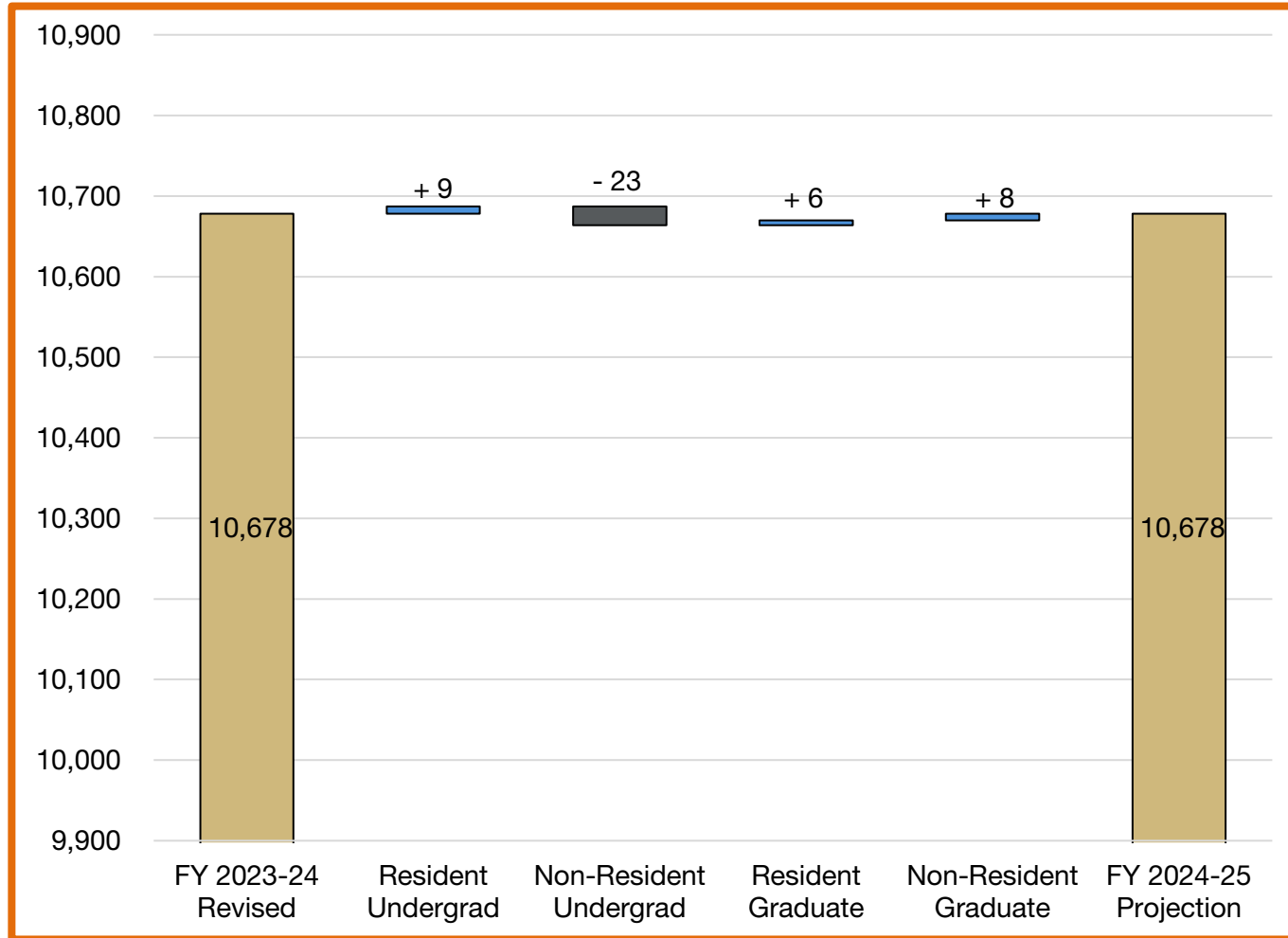
# UCCS Enrollment (At Scale) FY 2023-24 to FY 2024-25



FY 2023-24 to  
FY 2024-25  
Projected  
Enrollment  
Change = 0



# UCCS Enrollment (Zoomed In, Not to Scale) FY 2023-24 to FY 2024-25



FY 2023-24 to  
FY 2024-25  
Projected  
Enrollment  
Change = 0



# UCCS FY 2024-25 Budget Highlights

## Tuition and Compensation

- 3.0% tuition rate increase for resident students
- 4.0% tuition rate increase for non-resident students
- 3.0% increase for classified staff
- 2.0% merit pool for faculty and university staff making  $\leq$ \$85,000, includes \$1.0 million pool for compression, retention and equity for all non-classified employees
- 1.0% merit pool for faculty and university staff making  $>$ \$85,000, contingent on revenue thresholds

## Budget Outlook

- State funding and tuition rate increases do not cover mandatory cost increases or service level expectations
- Costs continue to increase at rates higher than projected revenues resulting in budget shortfall and requiring budget cuts



# Revenue Threshold for FY 2024-25 Compensation

- Additional revenue needed for 1.0% merit pool for non-classified employees earning >\$85,000
- Revenue will be determined after Fall 2024 Census
- Board will be informed of resulting compensation in October

FY 2024-25 Additional Compensation Rate Increase	April 2024 FY 2024-25 Budget Estimate*	Additional Revenue Necessary	Total Revenue
+1.0%	\$187,090,125	\$1,500,000	\$188,590,125

\*FY 2024-25 compensation includes 2.0% merit pool for non-classified employees earning ≤\$85,000. All amounts include benefits.

# UCCS FY 2024-25 Balancing

- Completing comprehensive review of campus-level needs and priorities, as well as review by divisions and colleges
  - Multi-year approach with involvement of shared governance and campus stakeholder groups to realign resources
- Chancellor, Vice Chancellors, and Deans reviewed priorities within their respective areas and developing budget reductions
  - \$4.0 million in reductions could include:
    - Eliminate vacant positions (as area needs allow)
    - Voluntary retirement incentive programs
    - Re-organization/restructuring
    - Reductions in operating expenses
    - Isolated reductions in filled positions



# UCCS FY 2024-25 Expenditures

Expenses	FY 2023-24 Budget	FY 2024-25 Recommendation	
		\$ Change	% Change
<b>Operating Expense</b>			
Compensation*			
Salary Faculty**	\$53,152,001	\$355,040	0.7%
Salary Exempt	\$34,281,368	\$90,905	0.3%
Salary Classified and Hourly	\$11,470,948	\$735,599	10.4%
Integrate FY 2021-22 Comp Increase	-	\$525,000	-
Benefits - Faculty and Exempt	\$31,784,743	\$1,069,928	3.4%
Benefits - Classified and Hourly	\$3,755,790	\$260,520	6.9%
Mandatory Transfers/Other	\$3,478,585	\$215,000	6.2%
General Operating	\$14,819,689	-\$248,925	-1.7%
Deferred Maintenance	\$1,214,442	\$0	0.0%
Library Materials	\$1,741,416	\$19,393	1.1%
Utilities	\$3,097,884	\$108,425	3.5%
Institutional Financial Aid	\$14,981,380	\$70,000	0.5%
ICCA	\$5,017,250	\$260,740	5.2%
Insurance	\$410,287	\$248,474	60.6%
<b>Operating Expense Total</b>	<b>\$179,205,783</b>	<b>\$3,529,470</b>	

\*Compensation reflects a 2.0% merit pool for employees making ≤\$85,000. An additional \$1.0 million pool for compression, retention and equity is shown as a campus budget initiative on the following slide.

\*\*Salary Faculty rate increases apply to all faculty categories: tenure/tenure-track, IRC, and contingent (adjunct) faculty.



University of Colorado

Boulder | Colorado Springs | Denver | Anschutz Medical Campus

# UCCS Expenditures, FY 2024-25 (Cont.)

Expenses	FY 2023-24 Budget	FY 2024-25 Recommendation	
<b>Campus Initiatives</b>			
Compression, Retention, and Equity Pool*		\$946,000	
Minimum Wage Adjustment – Students		\$602,680	
New Degree Programs		\$2,806,192	
<b>Campus Initiatives Total</b>		<b>\$4,354,872</b>	
<b>Total Estimated Budget</b>	<b>\$179,205,783</b>	<b>\$187,090,125</b>	<b>4.4%</b>

\*This amount is available to all non-classified staff and is in addition to the 2.0% merit pool for non-classified employees making ≤\$85,000.

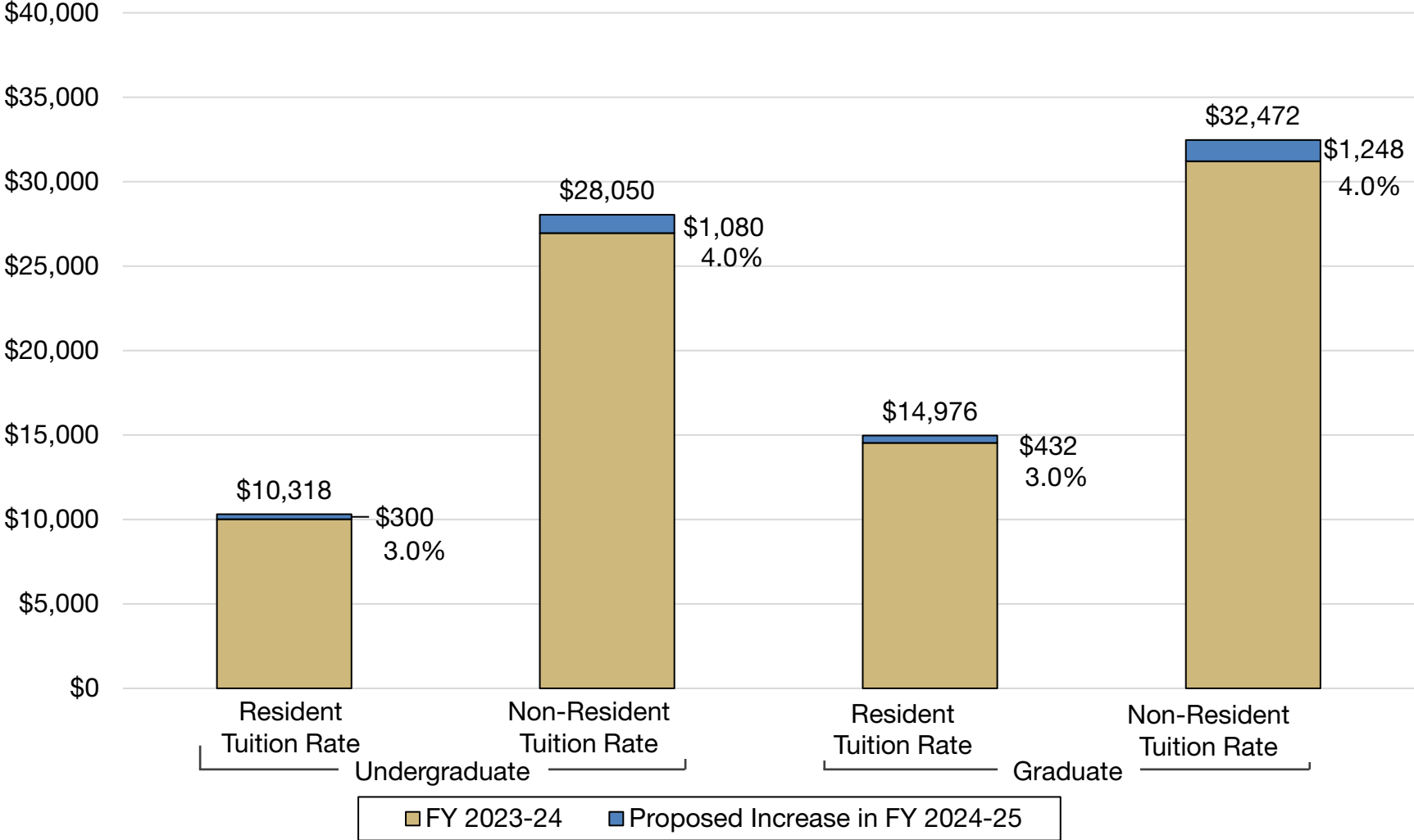
# UCCS Tuition, FY 2024-25

Projected Tuition Revenue Sources	FY 2023-24 Original Budget (Current Rate)	FY 2024-25	Comments
<b>Resident Undergraduate Tuition Rate</b>	\$10,016		
Dollar Change		\$300	
Percent Change		3.0%	
Proposed Resident Undergraduate Tuition Rate		\$10,318	
<b>Non-Resident Undergraduate Tuition Rate<sup>1</sup></b>	\$26,970		
Dollar Change		\$1,080	
Percent Change		4.0%	
Proposed Non-Resident Undergraduate Tuition Rate		\$28,050	
<b>Resident Graduate Tuition Rate</b>	\$14,544		Rates for LAS, CPS, Education
Dollar Change		\$432	
Percent Change		3.0%	
Proposed Resident Graduate Tuition Rate		\$14,976	
<b>Non-Resident Graduate Tuition Rate</b>	\$31,224		Rates for LAS, CPS, Education
Dollar Change		\$1,248	
Percent Change		4.0%	
Proposed Non-Resident Graduate Tuition Rate		\$32,472	

<sup>1</sup>International students pay the same rate as nonresident students.



# UCCS FY 2024-25 Tuition



# UCCS FY 2024-25 Fee Proposals

Fee Name	Charge Frequency	FY 2023-24 Current Rate	FY 2024-25 Proposed Rate	Dollar Change	Percent Change
<b><i>Instructional Program Fees</i></b>					
<b><i>College of Letters, Arts, and Sciences</i></b>					
Biology Program Fee <sup>1</sup>	Credit Hour	\$15.00	\$25.00	\$10.00	66.7%
Theatre and Dance Program Fee <sup>2</sup>	Per Semester	\$25.00	\$35.00	\$10.00	40.0%
Humanities Program Fee <sup>3</sup>	Per Semester	\$0	\$10.00	\$10.00	N/A

<sup>1</sup>Fee assessed to all courses with a BIOL prefix.

<sup>2</sup>Fee assessed to all courses with a VAPA, THTR, and DNCE prefixes.

<sup>3</sup>Fee assessed to HUM 3990.



University of Colorado

Boulder | Colorado Springs | Denver | Anschutz Medical Campus

# UCCS FY 2024-25 Fee Proposals (Cont.)

Fee Name	Charge Frequency	FY 2024 Current Rate	FY 2025 Proposed Rate	Dollar Change	Percent Change
<b>Mandatory Student Fees*</b>					
<b>Student Activity Fees</b>					
Green Action Fund Fee <sup>1</sup>	Per Semester	\$0.00	\$6.39	\$6.39	reinstate
Student Activities Fee <sup>2</sup>	Per Semester	\$16.06	\$30.40	\$14.34	89.3%
Athletics Fee <sup>3</sup>	Credit Hour	\$11.02	\$12.00	\$0.98	8.9%
<b>Other Fees</b>					
Transportation and Safety Fee <sup>3</sup>	Per Semester	\$117.46	\$122.98	\$5.52	4.7%
Family Development Center Bond Fee <sup>3</sup>	Per Semester	\$11.47	\$12.01	\$0.54	4.7%
Family Development Center Operating Fee <sup>3</sup>	Per Semester	\$3.45	\$3.61	\$0.16	4.6%
Wellness Center Fee <sup>3</sup>	Per Semester	\$132.54	\$138.77	\$6.23	4.7%
Campus Recreation Center Bond Fee <sup>3</sup>	Per Semester	\$183.53	\$192.16	\$8.63	4.7%
Student Recreation Fee <sup>3</sup>	Credit Hour	\$1.14	\$1.19	\$0.05	4.4%
University Center Bond Fee <sup>3</sup>	Per Semester	\$37.86	\$39.64	\$1.78	4.7%
University Center Bond Fee <sup>3</sup>	Credit Hour	\$10.90	\$11.41	\$0.51	4.7%
Student Events/Performance Fee > 6 <sup>3</sup>	Per Semester	\$4.25	\$4.45	\$0.20	4.7%
Student Events/Performance Fee < 6 <sup>3</sup>	Per Semester	\$2.66	\$2.79	\$0.13	4.9%
Media Fee <sup>3</sup>	Credit Hour	\$0.60	\$0.63	\$0.03	5.0%

\*Combined mandatory undergraduate student fee increase of \$134.94/year for 30 credit hours or 7.8%.

<sup>1</sup>Contingent upon Student Body approval to reinstate.

<sup>2</sup>Contingent upon Student Body approval to increase fee, otherwise increase by CPI.

<sup>3</sup>Previous Student Body approval allows an increase of up to 10%.

# UCCS FY 2024-25 Fee Proposals (Cont.)

Fee Name	Charge Frequency	FY 2024 Current Rate	FY 2025 Proposed Rate	Dollar Change	Percent Change
<b>Housing &amp; Dining Fees<sup>1</sup></b>					
Village at Alpine Valley (VAV) <i>(first-year housing includes meals and parking)</i>					
VAV - Private Bedroom w/Private Bath	Per Semester	\$7,789	\$8,189	\$400	5.1%
VAV - Large Private Bedroom in a Suite	Per Semester	\$7,389	\$7,759	\$370	5.0%
VAV - Small Private Bedroom in a Suite	Per Semester	\$7,069	\$7,429	\$360	5.1%
VAV - Two Shared Bedrooms in a Suite	Per Semester	\$6,789	\$7,139	\$350	5.2%
VAV - Double Occupancy Bedrooms	Per Semester	\$6,139	\$6,459	\$320	5.2%
Summit Village - Copper Large Private Bedroom (w/kitchenette)	Per Semester	\$7,679	\$8,069	\$390	5.1%
Summit Village - Copper Small Private Bedroom (w/kitchenette)	Per Semester	\$7,329	\$7,695	\$366	5.0%
Summit Village (Upper Class Housing - Apartment)					
Single Bedroom in an Efficiency Apartment	Per Semester	\$7,219	\$7,559	\$340	4.7%
Single Bedroom in a Two Bedroom Apartment	Per Semester	\$6,689	\$6,999	\$310	4.6%
Single Bedroom in a Four Bedroom Apartment	Per Semester	\$5,199	\$5,449	\$250	4.8%

<sup>1</sup>Rates comparable to off campus housing and are in-line with 2023 CPI rates specific to housing and rental.

# CU Anschutz



University of Colorado

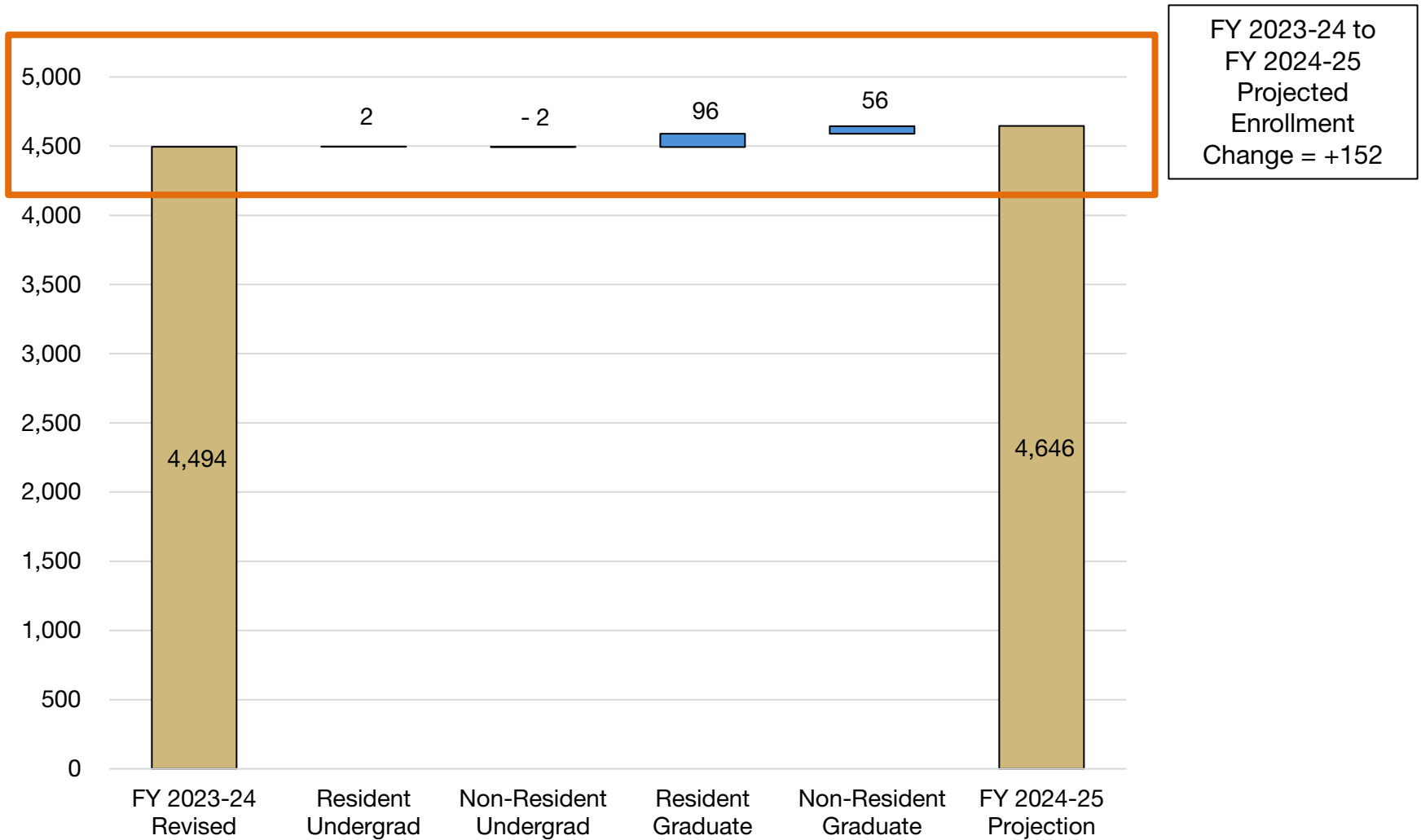
Boulder | Colorado Springs | Denver | Anschutz Medical Campus

# CU Anschutz Enrollment Projections

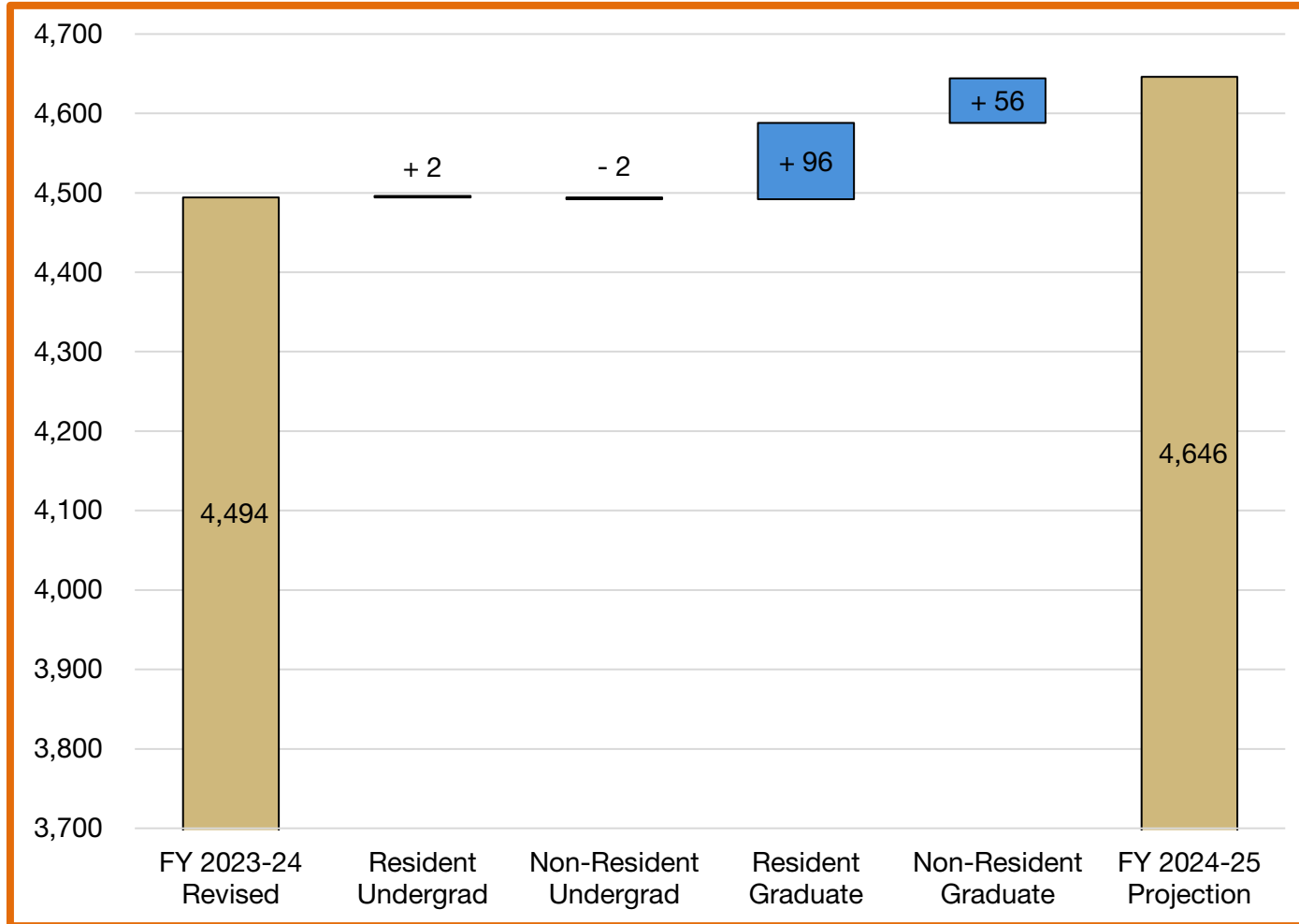
- FY 2024-25 enrollments are projected to be 3.4% higher than fall 2023 census
- College of Nursing is projecting nominal growth in FY 2024-25 due to oversupply of nursing schools
- School of Pharmacy projecting a 1.0% overall enrollment increase
  - Enrollment in the Cannabis Science and Medicine track under Masters in Pharmaceutical Sciences is projected to grow 27.5%
  - PharmD enrollments projected to decline -3.5%, consistent with national decline in number of applications to pharmacy schools
- PhD of Public Health projecting an 8.6% increase



# CU Anschutz Enrollment (At Scale) FY 2023-24 to FY 2024-25



# CU Anschutz Enrollment (Zoomed In, Not to Scale) FY 2023-24 to FY 2024-25



FY 2023-24 to  
FY 2024-25  
Projected  
Enrollment  
Change = +152



# CU Anschutz FY 2024-25 Budget Highlights

## Tuition and Compensation

- Tuition revenues projected to grow by \$7.1 million, or 6.8%, over FY 2023-24 budget, driven largely by enrollment growth
- Proposed tuition rates set as maximum
- 3.0% merit pool for faculty and university staff
- 0.8% pool for compression, retention, and equity initiative for faculty and university staff
- Minimum hourly wage increases for students, faculty, and university staff

## Budget Outlook

- Mandatory operating cost increases
- Tobacco Funds expected to decrease by -\$1.5 million, or -8.8%



# CU Anschutz FY 2024-25 Expenditures

Expenses	FY 2023-24 Budget	FY 2024-25 Recommendation	
		\$ Change	% Change
<b>Operating Expense</b>			
Compensation*			
Salary Faculty	\$84,658,878	\$2,539,766	3.0%
Salary Exempt	\$89,250,167	\$2,677,505	3.0%
Salary Classified and Hourly	\$13,673,926	\$1,025,690	7.5%
Integration of FY 2021-22 Comp Increase	-	\$1,050,000	-
Benefits - Faculty and Exempt	\$59,019,459	\$1,548,287	2.6%
Benefits - Classified and Hourly	\$7,855,124	\$168,495	2.1%
Mandatory Transfers/Other	\$69,261,505	\$6,516,277	9.4%
General Operating	\$45,592,641	\$1,479,457	3.2%
Deferred Maintenance	\$5,067,222	\$0	0.0%
Library Materials	\$3,325,679	\$121,527	3.7%
Utilities	\$4,512,518	\$808,078	17.9%
Institutional Financial Aid	\$4,193,796	\$0	0.0%
ICCA	\$15,819,797	\$1,084,189	6.9%
Insurance	\$4,633,997	\$500,207	10.8%
<b>Operating Expense Total</b>	<b>\$406,864,709</b>	<b>\$19,519,478</b>	

\*Compensation reflects a 3.0% merit pool. An additional 0.8% pool for compression, retention and equity is shown as a campus budget initiative on the following slide.



# CU Anschutz FY 2024-25 Expenditures (Cont.)

Expenses	FY 2023-24 Budget	FY 2024-25 Recommendation	
		\$ Change	% Change
<b>Campus Initiatives</b>			
Compression, Retention, and Equity Pool		\$1,730,911	
Minimum Wage Adjustment		\$221,776	
<b>Campus Initiatives Total</b>		<b>\$1,952,687</b>	
<b>Total Estimated Budget</b>	<b>\$406,864,709</b>	<b>\$21,472,166</b>	<b>5.3%</b>



# CU Anschutz Tuition, FY 2024-25

Projected Tuition Revenue Sources	FY 2023-24 Original Budget (Current Rate)	FY 2024-25 Recommendation	Comments
<b>Resident Undergraduate Tuition Rate (Nursing)</b>	\$14,160		Rate assumes 30 credit hours
Dollar Change		\$270	
Percent Change		1.9%	
Proposed Resident Undergraduate Tuition Rate		\$14,430	
<b>Non-Resident Undergraduate Tuition Rate (Nursing)</b>	\$30,570		Rate assumes 30 credit hours
Dollar Change		\$600	
Percent Change		2.0%	
Proposed Non-Resident Undergraduate Tuition Rate		\$31,170	
<b>Resident Graduate Tuition Rate (Doctor of Medicine, MD)</b>	\$44,754		Doctor of PT, 5.1% Child Health Associate, PA, 5.0% MS Genetics, 5.0% MS Anesthesiology, 2.9% PhD in Basic Sciences, 3.0%
Dollar Change		\$1,343	
Percent Change		3.0%	
Proposed Resident Graduate Tuition Rate		\$46,097	
<b>Non-Resident Graduate Tuition Rate (Doctor of Medicine, MD)</b>	\$70,709		Doctor of PT, 5.0% Child Health Associate, PA, 5.0% MS Genetics, 5.0% MS Anesthesiology, 3.0% PhD in Basic Sciences, 3.0% Non-Resident = Accountable student
Dollar Change		\$1,343	
Percent Change		1.9%	
Proposed Non-Resident Graduate Tuition Rate		\$72,052	



# CU Anschutz Tuition, FY 2024-25 (Cont.)

Projected Tuition Revenue Sources	FY 2023-24 Original Budget (Current Rate)	FY 2024-25 Recommendation	Comments
<b>Resident Graduate Tuition Rate (Doctor of Dental Surgery, DDS)</b>	\$42,584		
Dollar Change		\$1,490	
Percent Change		3.5%	
Proposed Resident Undergraduate Tuition Rate		\$44,074	
<b>Non-Resident Graduate Tuition Rate (Doctor of Dental Surgery, DDS)</b>	\$67,887		
Dollar Change		\$1,708	Non-Resident = Accountable student
Percent Change		2.5%	
Proposed Non-Resident Undergraduate Tuition Rate		\$69,595	
<b>Resident Graduate Tuition Rate (Doctor of Pharmacy, PharmD)</b>	\$32,470		
Dollar Change		\$0	PhD Pharm or Toxicology, 0.0%
Percent Change		0.0%	
Proposed Resident Graduate Tuition Rate		\$32,470	
<b>Non-Resident Graduate Tuition Rate (Doctor of Pharmacy, PharmD)</b>	\$41,265		
Dollar Change		\$0	PhD Pharm or Toxicology, 0.0%
Percent Change		0.0%	
Proposed Non-Resident Graduate Tuition Rate		\$41,265	

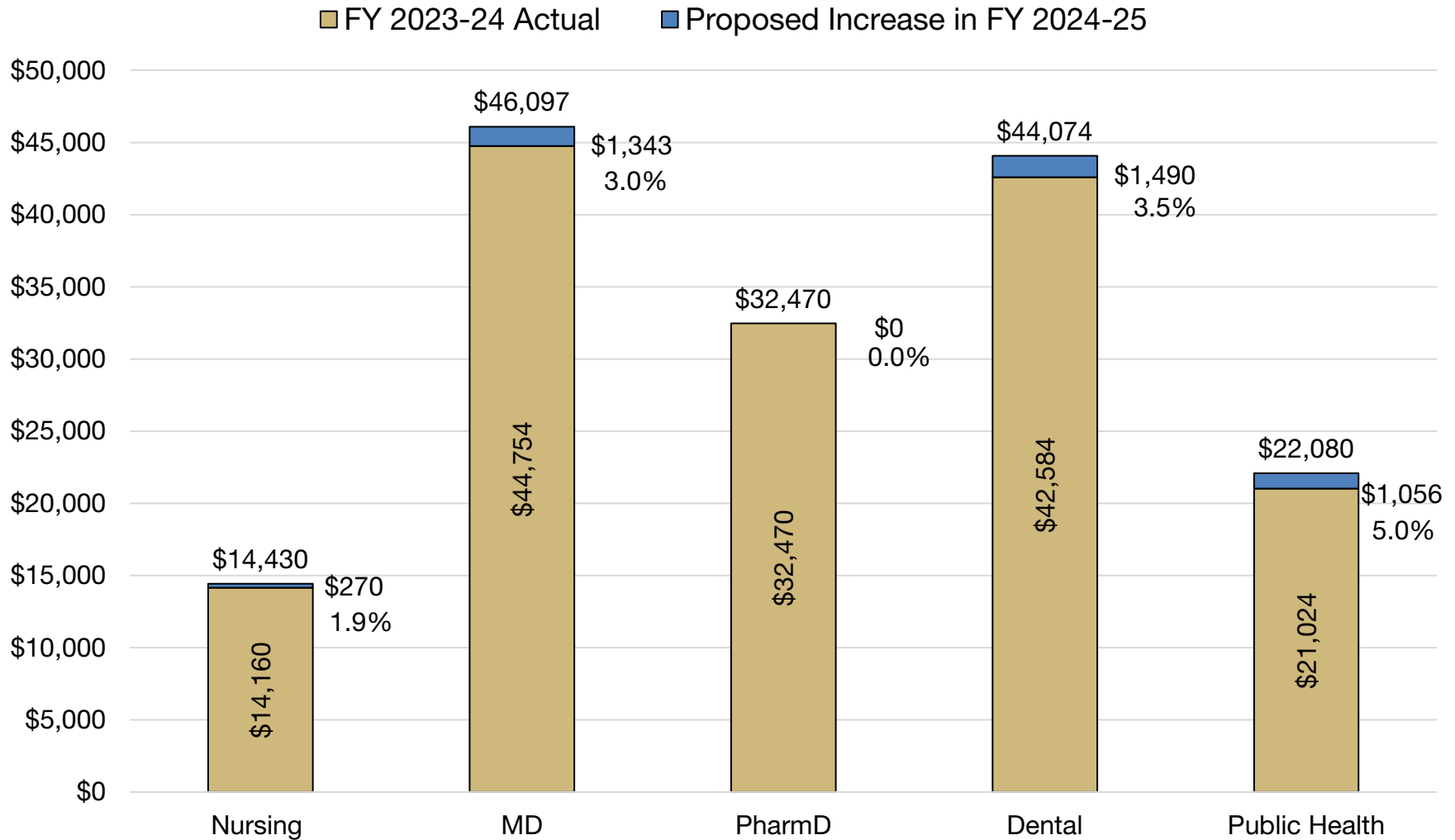


# CU Anschutz Tuition, FY 2024-25 (Cont.)

Projected Tuition Revenue Sources	FY 2023-24 Original Budget (Current Rate)	FY 2024-25 Recommendation	Comments
<b>Resident Graduate Tuition Rate (Master of Public Health)</b>	\$876		MS Biostatistics, Epidemiology, Health Services Research, 5.0% PhD Public Health, 5.1% Certificate/Non-Degree, 5.0% Per Credit Hour Rate
Dollar Change		\$44	
Percent Change		5.0%	
Proposed Resident Undergraduate Tuition Rate		\$920	
<b>Non-Resident Graduate Tuition Rate (Master of Public Health)</b>	\$1,420		MS Biostatistics, Epidemiology, Health Services Research, 5.0% PhD Public Health, 5.0% Certificate/Non-Degree, 5.0% Per Credit Hour Rate
Dollar Change		\$71	
Percent Change		5.0%	
Proposed Non-Resident Undergraduate Tuition Rate		\$1,491	



# CU Anschutz FY 2024-25 Resident Tuition



# CU Anschutz FY 2024-25 Fees

Fee Name	Charge Frequency	FY 2023-24 Current Rate	FY 2024-25 Proposed Rate	Dollar Change	Percent Change
<b>Student Activity Fees</b>					
RTD College Pass Program <sup>1</sup>	Per Term	\$37.70	\$8.00	-\$29.70	-79.0%
<b>Instructional Program Fees</b>					
Colorado School of Public Health Career Services Student Fee <sup>2</sup>	Credit Hour	\$13.00	\$18.00	\$5.00	38.5%
<b>Mandatory Insurance Fees</b>					
Health Insurance for Students <sup>3</sup>	Annual	\$6,271.00	\$6,271.00	\$0.00	0.0%

<sup>1</sup>RTD fee decrease.

<sup>2</sup>Rate has been held flat since 2013.

<sup>3</sup>Rates will remain flat in FY 2024-25.