

2023 - 24

---

**ESSENTIAL**  
FACTS



University of Colorado

Boulder | Colorado Springs | Denver | Anschutz Medical Campus

**Index**

- 1** | History
- 2** | Quick Facts
- 3** | Fundraising and Outreach
- 4** | Students, Faculty, Alumni
- 5** | Enrollment by Ethnicity
- 6** | Cost of Attendance, Resident
- 7** | Cost of Attendance, Nonresident
- 8–11** | Student Financial Assistance
- Sponsored Research | **12**
- Degrees Awarded | **13**
- Revenues | **14**
- Expenditures | **15**
- Board of Regents, Campus Leadership | **16**
- University of Colorado President | **17**
- Keep in Touch | **18**

The **University of Colorado** plays a critical role in the education and well-being of people, organizations and communities. Its more than 560,000 alumni across the country and around the world are leaders in science, business, education, health care, the arts, their neighborhoods and beyond. CU's campuses in Aurora, Boulder, Colorado Springs and Denver foster academic success, engage in innovative research and creative work, and provide service to the state, nation and world.

### **University of Colorado Boulder, 1876**

CU Boulder's mission is centered on the belonging, well-being and success of its students and community. As one of the world's top-ranked research universities, it has fulfilled its mission by sharing the positive impacts of new knowledge for 145 years. CU Boulder is home to world-class faculty who deliver high-impact learning opportunities while also originating innovative research.

### **University of Colorado Colorado Springs, 1965**

UCCS is a residential academic and research mainstay in southern Colorado, serving the needs of Colorado's second-largest metropolitan area and beyond by providing leading-edge education in areas including cybersecurity, business, engineering, arts, health care and the unique Bachelor of Innovation degree found only at UCCS.

### **University of Colorado Denver, 1973**

CU Denver is Colorado's premier public urban research university and equity-serving institution. Globally connected and locally invested, CU Denver partners with future-focused learners and communities to design accessible, relevant, transformative educational experiences for every stage of life and career, solving complex challenges through boundary-breaking innovation and research and creative work.

### **University of Colorado Anschutz Medical Campus, 2006**

The CU Anschutz Medical Campus is a world-class medical destination at the forefront of transformative science, medicine, education and patient care. The campus encompasses CU health professional schools, more than 60 centers and institutes, and two independent hospitals – UCHealth University of Colorado Hospital and Children's Hospital Colorado – that treat more than 2 million patients each year.

- CU has more than **66,000** degree-seeking students and an additional 8,000 taking courses for credit.
- Nearly **300,000** alumni live and work in Colorado. There are more than **560,000** active CU alumni worldwide.
- CU **researchers** received nearly **\$1.6 billion** in sponsored research funding in FY 2022–23 to advance knowledge, create businesses and foster discovery and innovation.
- CU and its affiliate hospitals generate an **economic impact** of **\$17.2 billion** annually for the state. This does not include the economic impact of CU alumni in Colorado.
- University-wide, awards to students for **academic excellence** include **5** Marshall Scholarships, **21** Rhodes Scholars, **8** Truman Scholarships, **7** Goldwater Scholarships and **3** Udall Scholarships.
- CU ingenuity has fostered nearly **300 startups**.
- **Five Nobel Laureates:** David J. Wineland, physics, 2012; John Hall, physics, 2005; Eric Cornell and Carl Wieman, physics, 2001; Thomas Cech, chemistry, 1989.
- **Other outstanding faculty include:** **10** MacArthur “genius” fellows and **2** Carnegie Foundation’s Professor of the Year honorees.
- The University of Colorado has **20 astronauts**, the majority of whom are alumni. They have been part of the U.S. space program from the earliest Mercury missions to recent International Space Station efforts.
- CU is the **third-largest public employer** in the state, employing a workforce of **more than 36,000**.

## Advancing CU

The generosity of University of Colorado donors resulted in one of the top fundraising years in the university's history. CU raised some **\$435.6 million** across its four campuses in fiscal year 2022–23. Through the end of fiscal year 2022, more than **44,000** donors provided nearly **70,000** gifts. CU is grateful for its donors, who partner with CU to expand opportunities for students, unearth new discoveries, attract top talent and transform health care.

Go to [giving.cu.edu](https://giving.cu.edu) to learn how these gifts make a difference.

## Outreach and Engagement

CU is here for Colorado. As the state's largest university system, the University of Colorado has a responsibility to be Colorado's university. CU is committed and excited to serve the communities and people throughout Colorado and beyond.

One way CU achieves this is by traveling the state and meeting with members of the state's many different communities. CU's outreach allows it to share information, hear how it's doing and discuss ways CU can better serve the urban and rural communities of this great state.

	Boulder	Colorado Springs	Denver	Anschutz	CU TOTAL
<b>Total Enrollment – Fall 2023</b>	<b>37,485</b>	<b>10,678</b>	<b>13,968</b>	<b>4,494</b>	<b>66,625</b>
<i>Resident</i>	21,436	9,077	11,513	3,450	45,476
<i>Nonresident</i>	16,049	1,601	2,455	1,044	21,149
<i>Undergraduate</i>	30,978	8,810	9,711	507	50,006
<i>Graduate</i>	6,507	1,868	4,257	3,987	16,619
<i>Students of Color</i>	10,107	3,503	6,430	1,517	21,557
<i>Underrepresented Minority*</i>	6,303	2,450	4,656	930	14,339
<i>International</i>	2,529	181	1,081	125	3,916
<b>Instructional Faculty – Fall 2022</b>	<b>2,526</b>	<b>1,036</b>	<b>1,063</b>	<b>4,846</b>	<b>9,471</b>
<i>Tenured/Tenure Track</i>	1,247	330	367	2,550	4,494
<i>Non-Tenure Track</i>	1,279	706	696	2,296	4,977
<b>Alumni (living)</b>	<b>322,615</b>	<b>60,484</b>	<b>121,650</b>	<b>62,682</b>	<b>567,431</b>
	Boulder	Colorado Springs	Denver Anschutz	System Admin	CU TOTAL
<b>Total Employees – Fall 2022</b>	<b>17,761</b>	<b>4,248</b>	<b>17,493</b>	<b>592</b>	<b>40,094</b>
<i>All Faculty</i>	3,677	1,096	6,972	–	11,745
<i>Regular Staff</i>	5,677	756	7,303	546	14,282
<i>Other Non-Permanent Staff</i>	8,407	2,396	3,218	46	14,067

*\*Underrepresented Minority included here is based on the CDHE definition, including only American Indian or Alaska Native, Black or African American, and Hispanic/Latino.*

*Source: Census enrollment, includes degree and non-degree seeking students.*

*Source: IPEDS HR fall survey, Budget Notebook*

*All Faculty includes TTT, NTT, Research, Public Service*

*Regular Staff includes Officers, Management/Other Professionals/Support Staff*

*Non-Permanent Staff includes student employees, temps*

<b>Boulder</b>	<b>Number</b>	<b>Percent</b>
American Indian or Alaska Native	546	1%
Asian	3,554	9%
Black or African American	1,028	3%
Hispanic/Latino	4,729	13%
Native Hawaiian or Other Pacific Islander	250	1%
More than one race	–	0%
<b>Students of Color Total</b>	<b>10,107</b>	<b>27%</b>
White/Unknown	24,849	66%
International	2,529	7%
<b>TOTAL</b>	<b>37,485</b>	<b>100%</b>

<b>Denver</b>	<b>Number</b>	<b>Percent</b>
American Indian or Alaska Native	190	1%
Asian	1,686	12%
Black or African American	1,025	7%
Hispanic/Latino	3,441	25%
Native Hawaiian or Other Pacific Islander	88	1%
More than one race	–	0%
<b>Students of Color Total</b>	<b>6,430</b>	<b>46%</b>
White/Unknown	6,457	46%
International	1,081	8%
<b>TOTAL</b>	<b>13,968</b>	<b>100%</b>

<b>Colorado Springs</b>	<b>Number</b>	<b>Percent</b>
American Indian or Alaska Native	37	0%
Asian	354	3%
Black or African American	457	4%
Hispanic/Latino	1,956	18%
Native Hawaiian or Other Pacific Islander	23	0%
More than one race	676	6%
<b>Students of Color Total</b>	<b>3,503</b>	<b>33%</b>
White/Unknown	6,994	65%
International	181	2%
<b>TOTAL</b>	<b>10,678</b>	<b>100%</b>

<b>Anschutz Medical Campus</b>	<b>Number</b>	<b>Percent</b>
American Indian or Alaska Native	62	1%
Asian	569	13%
Black or African American	278	6%
Hispanic/Latino	590	13%
Native Hawaiian or Other Pacific Islander	18	0%
More than one race	–	0%
<b>Students of Color Total</b>	<b>1,517</b>	<b>34%</b>
White/Unknown	2,852	63%
International	125	3%
<b>TOTAL</b>	<b>4,494</b>	<b>100%</b>

Resident	Undergraduate <sup>b</sup>	Graduate	Mandatory Fees <sup>c</sup>	Room & Board
<b>Boulder<sup>a</sup></b>	\$11,976	\$13,014	\$1,646 UG \$1,613 Grad	\$16,952 UG \$17,046 Grad
<b>Colorado Springs<sup>a</sup></b>	\$10,018	\$14,544	\$1,723 UG \$1,581 Grad	\$14,070 UG \$11,800 Grad
<b>Denver<sup>a</sup></b>	\$11,370	\$10,800	\$996 UG \$921 Grad	\$14,460 UG \$14,679 Grad
<b>Anschutz Medical Campus</b>				
Nursing	\$14,160	\$18,480	\$223	\$14,679
Public Health		\$21,024	\$223	\$14,679
Medicine		\$44,754	\$223	\$14,679
Dentistry		\$42,584	\$223	\$14,679
Pharmacy		\$33,769	\$223	\$14,679

*a Tuition based on enrollment in Arts & Sciences/Liberal Arts; tuition varies by school/college.*

*b Resident undergraduate tuition rates represent the student share of tuition after the College Opportunity Fund stipend of \$3,480 is applied for eligible authorizing students.*

*c Mandatory fees are charged to students on a semester basis and are directly related to a specific activity/program; do not include instructional course fees.*



# Annual Cost of Attendance for Full-Time Nonresident Students FY 2023–24

	Nonresident	Undergraduate	Graduate	Mandatory Fees <sup>b</sup>	Room & Board
<b>Boulder<sup>a</sup></b>		\$40,320	\$34,488	\$1,646 UG	\$16,952 UG
				\$1,613 Grad	\$17,046 Grad
<b>Colorado Springs<sup>a</sup></b>		\$26,970	\$31,224	\$1,723 UG	\$14,070 UG
				\$1,581 Grad	\$11,800 Grad
<b>Denver<sup>a</sup></b>		\$34,110	\$33,600	\$996 UG	\$14,460 UG
				\$921 Grad	\$14,679 Grad
<b>Anschutz Medical Campus</b>					
	Nursing	\$30,570	\$29,952	\$223	\$14,679
	Public Health		\$34,080	\$223	\$14,679
	Medicine <sup>c</sup>		\$44,754	\$25,955	\$14,679
	Dentistry <sup>c</sup>		\$42,584	\$25,303	\$14,679
	Pharmacy		\$42,916	\$223	\$14,679

*a Tuition based on enrollment in Arts & Sciences/Liberal Arts; tuition varies by school/college.*

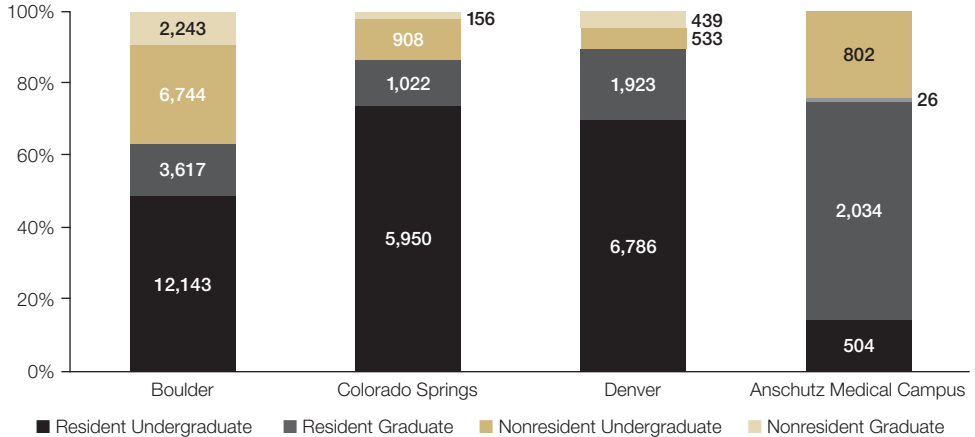
*b Mandatory fees are charged to students on a semester basis and are directly related to a specific activity/program; does not include instructional course fees.*

*c The School of Medicine and School of Dentistry assess a support fee for accountable students in the Medical Doctor and Doctor of Dental Surgery (pursuant to HB 06-1285).*

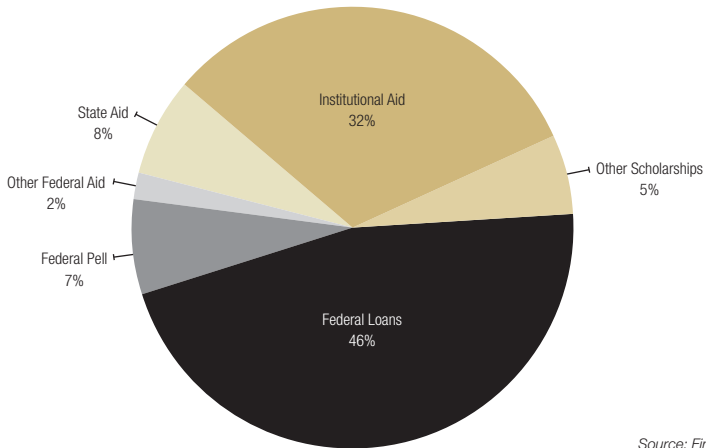
	Boulder	Colorado Springs	Denver	Anschutz Medical Campus	CU TOTAL
<b>Number of Students Receiving Financial Assistance</b>	<b>24,747</b>	<b>8,036</b>	<b>9,681</b>	<b>3,366</b>	<b>45,830</b>
Resident Undergraduate	12,143	5,950	6,786	504	25,383
Nonresident Undergraduate	6,744	908	533	26	8,211
Resident Graduate	3,617	1,022	1,923	2,034	8,596
Nonresident Graduate	2,243	156	439	802	3,640
<b>Number of Students Receiving Pell</b>	<b>4,846</b>	<b>2,808</b>	<b>3,788</b>	<b>148</b>	<b>11,590</b>
<b>Amount of Assistance Received</b>	<b>\$412,941,324</b>	<b>\$94,827,823</b>	<b>\$116,872,409</b>	<b>\$129,128,574</b>	<b>\$753,770,130</b>
Federal Pell	\$25,218,141	\$12,696,373	\$17,915,891	\$654,231	\$56,484,636
Other Federal Aid	\$6,393,474	\$1,612,879	\$2,688,321	\$3,050,209	\$13,744,883
State Aid	\$19,495,111	\$13,092,904	\$19,052,375	\$6,433,095	\$58,073,485
Institutional Aid	\$189,834,608	\$18,429,063	\$18,462,990	\$15,702,350	\$242,429,011
Other Scholarships	\$31,666,157	\$2,207,362	\$3,740,530	\$828,763	\$38,442,812
Federal Loans	\$140,333,833	\$46,789,242	\$55,012,302	\$102,459,926	\$344,595,303

Source: Institutional Research

Number of Students Receiving Financial Assistance FY 2022–23 (Total = 45,830)

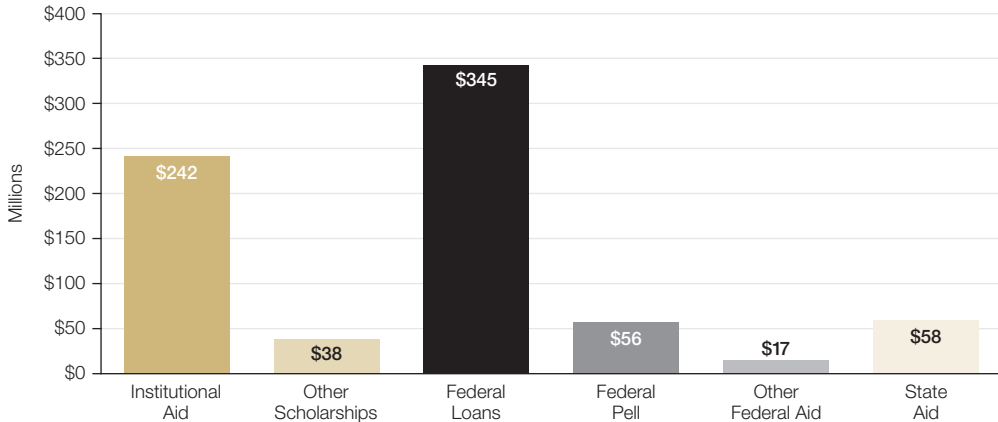


CU Total Financial Assistance Excluding Other Loans FY 2022–23 (Total \$754 Million)



Source: Financial Aid, SURDS

CU Total Financial Assistance Excluding Other Loans FY 2022–23 (Total \$754 Million)



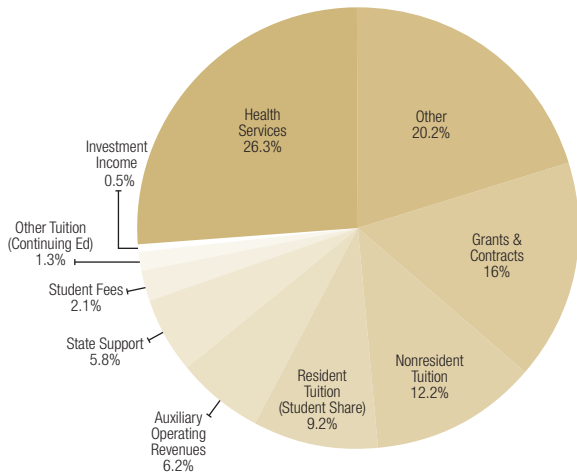
	Boulder	Colorado Springs	Denver	Anschutz Medical Campus	CU TOTAL
Federal Awards	\$485.8	\$5.3	\$16.9	\$390.6	\$898.7
Non-Federal Awards	\$170.5	\$10.5	\$11.6	\$314.2	\$506.9
Total Awards (excluding Gifts)	\$656.4	15.8	\$28.6	\$704.8	\$1,405.6
CU Foundation Gifts Supporting Research	\$27.9	\$1.3	\$0.3	\$162.2	\$191.6
<b>Total Awards + Gifts</b>	<b>\$684.2</b>	<b>\$17.1</b>	<b>\$28.8</b>	<b>\$867</b>	<b>\$1.6 Billion</b>

(In Millions)

Source: Office of Contracts & Grants

	Boulder	Colorado Springs	Denver	Anschutz	CU TOTAL
Bachelor's	6,966	1,905	2,268	291	11,430
Certificates	–	93	–	–	93
Master's	2,176	563	1,771	587	5,097
Specialist	–	–	7	–	7
Doctorate – Research	409	26	85	103	623
Doctorate – Professional Practice	179	7	–	527	713
<b>All Levels</b>	<b>9,730</b>	<b>2,594</b>	<b>4,131</b>	<b>1,508</b>	<b>17,963</b>

Source: CU Degrees Awarded, excludes double majors



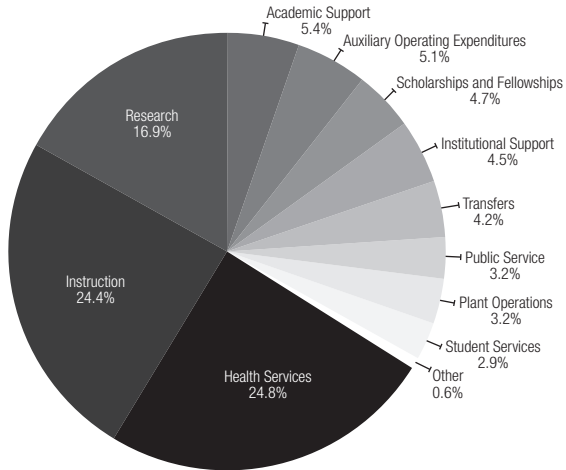
Budgeted Revenues FY 2023–24			
Health Services	\$1,551,472,725		26.3%
Other	\$1,193,057,656		20.2%
Grants and Contracts	\$943,946,162		16.0%
Nonresident Tuition	\$720,568,995		12.2%
Resident Tuition (Student Share)	\$544,383,634		9.2%
Auxiliary Operating Revenues	\$363,923,093		6.2%
State Support	\$343,671,470		5.8%
Student Fees	\$125,244,375		2.1%
Other Tuition (Continuing Ed)	\$76,084,967		1.3%
Investment Income	\$32,224,225		0.5%
<b>Total</b>	<b>\$5,894,577,302</b>		<b>100%</b>
		<b>\$5.89 Billion</b>	



**Budgeted Expenditures FY 2023–24**

Health Services	\$1,464,417,553	24.8%
Instruction	\$1,439,368,233	24.4%
Research	\$999,085,851	16.9%
Academic Support	\$316,430,696	5.4%
Auxiliary Operating Expenditures	\$301,776,667	5.1%
Scholarships and Fellowships	\$278,050,856	4.7%
Institutional Support	\$266,406,536	4.5%
Transfers	\$246,173,629	4.2%
Public Service	\$187,508,838	3.2%
Plant Operations	\$187,273,762	3.2%
Student Services	\$171,410,427	2.9%
Other	\$36,674,252	0.6%
<b>Total</b>	<b>\$5,894,577,302</b>	<b>100%</b>

**\$5.89 Billion**



Source: FY 2023–24 CU Budget, Approved June 2023

The **Board of Regents** is charged constitutionally with the general supervision of the university and the exclusive control and direction of all funds of and appropriations to the university, unless otherwise provided by law.

**Wanda James 1st Congressional District**

Term 2023–29, Democrat

**Callie Rennison chair, 2nd Congressional District**

Term 2021–27, Democrat

**Glen Gallegos 3rd Congressional District**

Term 2019–25, Republican

**Frank McNulty 4th Congressional District**

Term 2023–29, Republican

**Ken Montera vice chair, 5th Congressional District**

Term 2023–25, Republican

**Ilana Dubin Spiegel 6th Congressional District**

Term 2021–27, Democrat

**Nolbert Chavez 7th Congressional District**

Term 2021–27, Democrat

**Mark VanDriel 8th Congressional District**

Term 2023–29, Republican

**Lesley Smith At Large**

Term 2019–25, Democrat

Website: [cu.edu/regents](https://cu.edu/regents)

**Chancellors**

**Philip P. DiStefano**

CU Boulder

**Jennifer Sobanet**

CU Colorado Springs

**Michelle Marks**

CU Denver

**Don Elliman**

CU Anschutz  
Medical Campus

**Todd Saliman** became the 24th president of the University of Colorado in July 2021. He oversees a university system with four campuses (Boulder, Colorado Springs, Denver and the Anschutz Medical Campus), more than 66,000 students, 36,000 employees and a \$5.9 billion annual budget.

Before serving as president, Saliman was CU's senior vice president for strategy, government relations and chief financial officer. He has 30 years of experience working on higher education and public policy in Colorado. He served in the cabinet for two governors and is a former member of the Colorado General Assembly.

Saliman served eight years in the Colorado legislature (1995–2002), four of which were spent serving on the Joint Budget Committee. After leaving the legislature, he served as Colorado's budget director in the State Office of Planning and Budgeting.

Saliman was born and raised in Colorado and is an alumnus of the University of Colorado Boulder.

**Keep in touch:**

[officeofthepresident@cu.edu](mailto:officeofthepresident@cu.edu)

[Twitter.com/CUToddSaliman](https://twitter.com/CUToddSaliman)



University of Colorado

Boulder | Colorado Springs | Denver | Anschutz Medical Campus

## KEEP IN TOUCH

University Relations is responsible for all official public communication regarding the University of Colorado system. Each campus also has public information operations that are responsible for campus-specific communication. [cu.edu/university-relations](https://www.cu.edu/university-relations)

University of  
Colorado  
Boulder  
[colorado.edu](https://www.colorado.edu)

University of  
Colorado  
Colorado Springs  
[uccs.edu](https://www.uccs.edu)

University of  
**Colorado**  
**System**  
[cu.edu](https://www.cu.edu)

University of  
Colorado  
Denver  
[ucdenver.edu](https://www.ucdenver.edu)

CU Anschutz  
Medical  
Campus  
[cuanschutz.edu](https://www.cuanschutz.edu)

## ENGAGE WITH CU ON SOCIAL MEDIA

- [Twitter.com/CUSystem](https://twitter.com/CUSystem)
- [Instagram.com/CUSystem](https://www.instagram.com/CUSystem)
- [LinkedIn.com/company/university-of-colorado](https://www.linkedin.com/company/university-of-colorado)

Find out more about CU's enrollment, budget, cost drivers, etc.: [cu.edu/cu-data](https://www.cu.edu/cu-data)

*CU Essential Facts* is produced by the Office of University Relations.  
For more information, contact [Emily Davies](mailto:emily.davies@cu.edu) • 720-626-6133 • [emily.davies@cu.edu](mailto:emily.davies@cu.edu).