

University of Colorado

Economic Contribution to Colorado's Economy
Preliminary Draft Findings

FOUR CAMPUSES UNITED
ALL FOUR:ONE



University of Colorado

Boulder | Colorado Springs | Denver | Anschutz Medical Campus

Overview

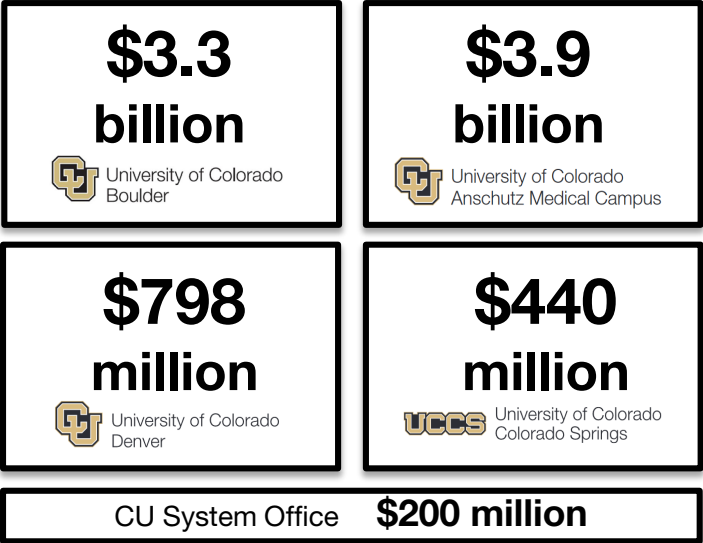
- Continue to experience tight labor conditions
- Overarching economic issues include:
 - worker shortages, high inflation, rising interest rates, and disrupted supply chains
- Entering a slow economic period
- Universities drive economic impact from multiple sources
- CU system impacts every single county in Colorado
- Employed 34,600 faculty/staff, 13,000 students in FY2021-22
- Spent total of \$4.8 billion on operations, research, and construction in FY2021-22
- Total university + hospitals impact: \$13.3B
- Contributes to the skilled labor force, industry growth, and innovation

CU Economic Impact (FY 2021-22)

\$13.3 billion

Total impact from CU Campuses + Anschutz affiliate hospitals

\$8.7 billion



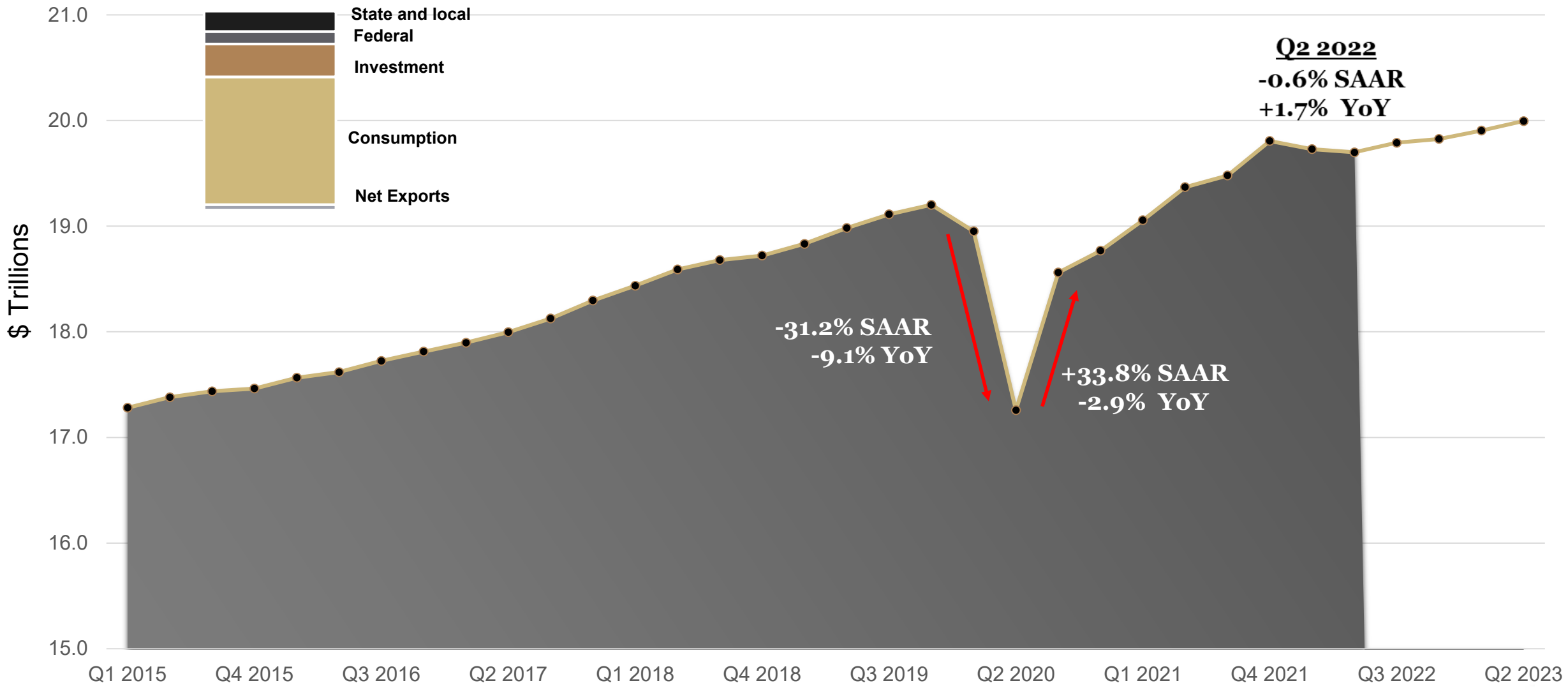
\$4.6 billion



Key Findings

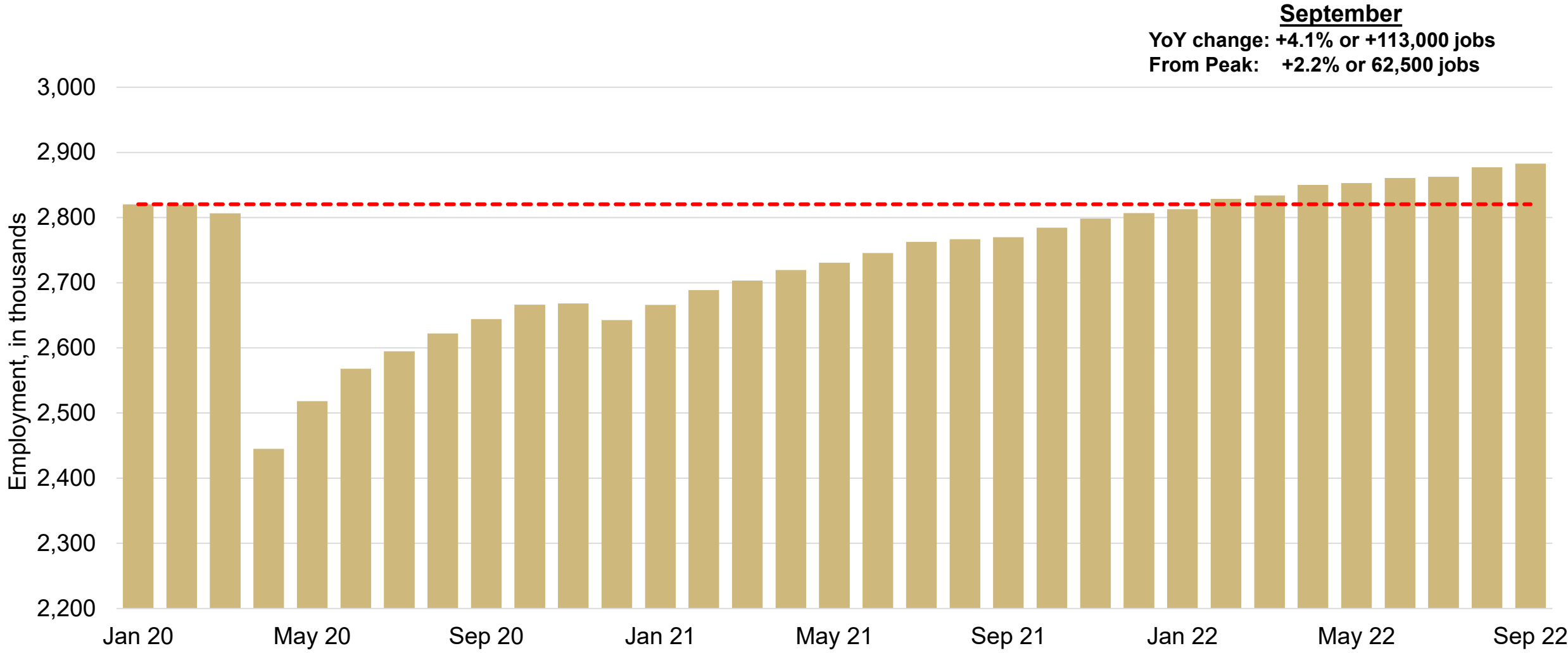
- The University of Colorado generated an economic impact of **\$8.7 billion** in FY2022 for the State of Colorado
- The University of Colorado's affiliates, including the University of Colorado Hospital and Children's Hospital Colorado generated an additional economic impact of **\$4.6 billion**
- The university directly employed a total of **47,513 faculty, staff, and student workers; \$2.4B** in salaries.
- The university operated on **\$4.7 billion in revenue**, with a significant portion relating to sponsored programs and other restricted fund activity
- The total economic impact for each CU campus is as follows:
 - CU Boulder, **\$3.3 billion**; CU Anschutz, **\$3.9 billion**; CU Denver, **\$798 million**; UCCS, **\$440 million**
 - Anschutz Affiliate Hospitals, **\$4.6 billion**

U.S. Real GDP



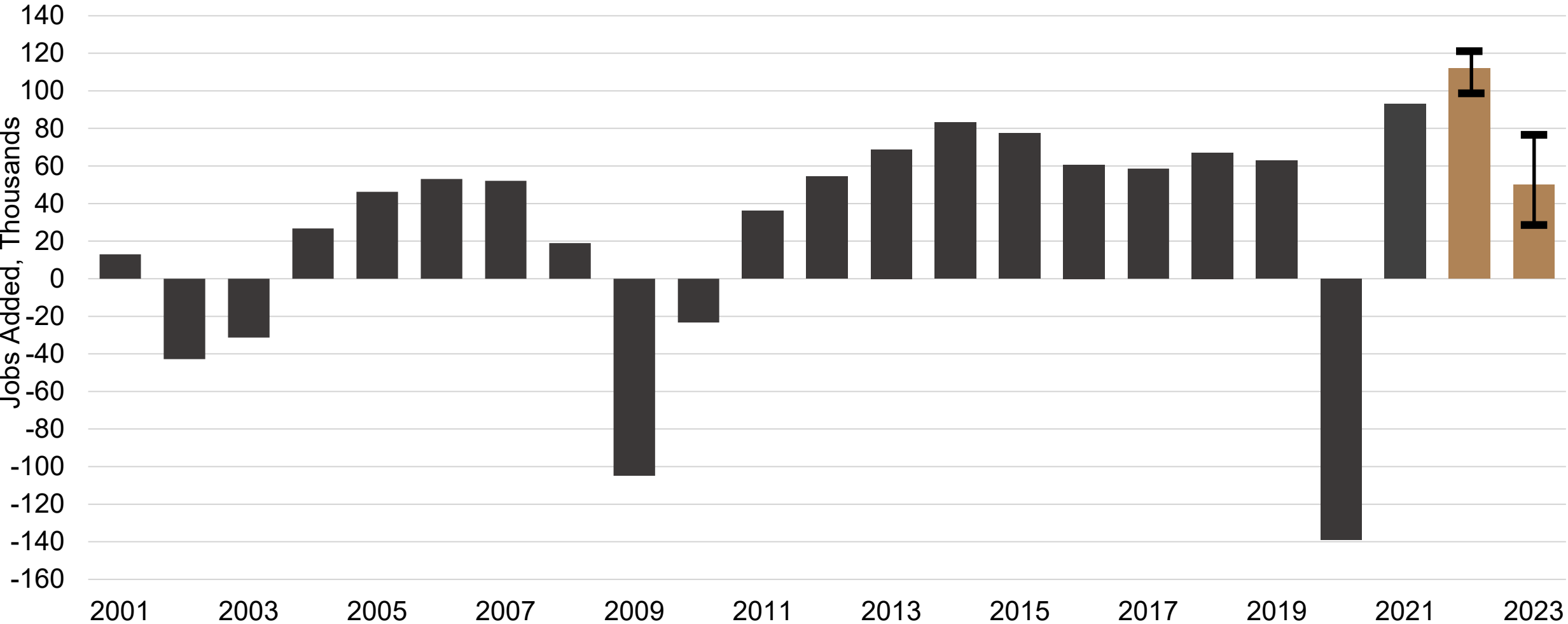
Source: Bureau of Economic Analysis and Consensus Forecasts.

Colorado Employment



Source: Bureau of Labor Statistics, CES.

Colorado Employment Change



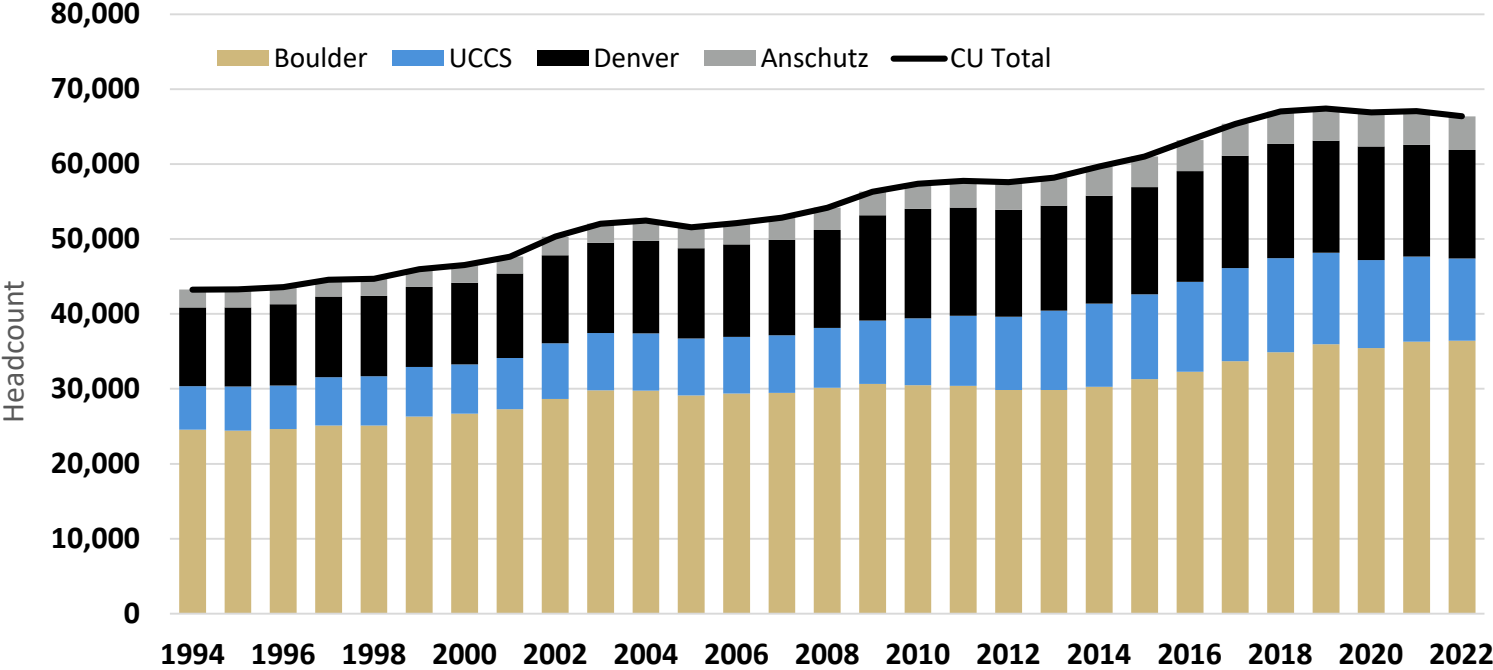
Sources: Colorado Department of Labor and Employment and the Colorado Business Economic Outlook Committee.

Economic Impact: Sources of Impact

Education
Construction
Research
Visitors
Technology Transfer
Workforce

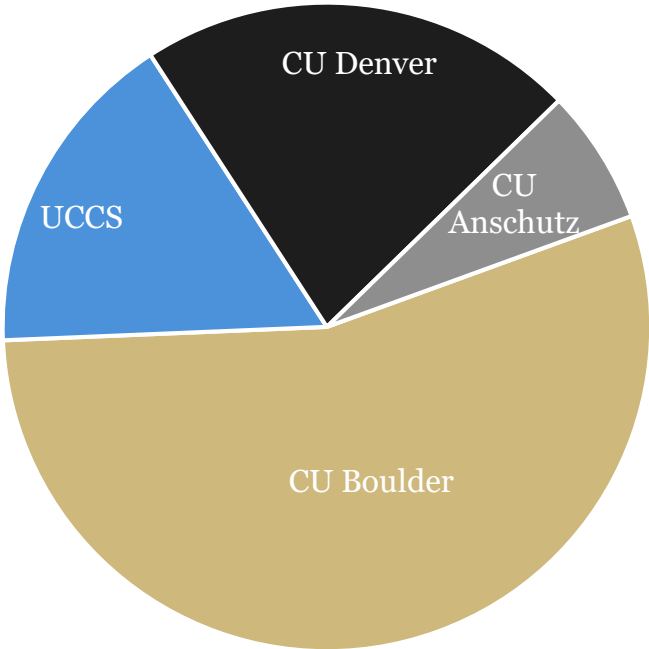


Enrollment



Source: University of Colorado, Budget and Finance Office.

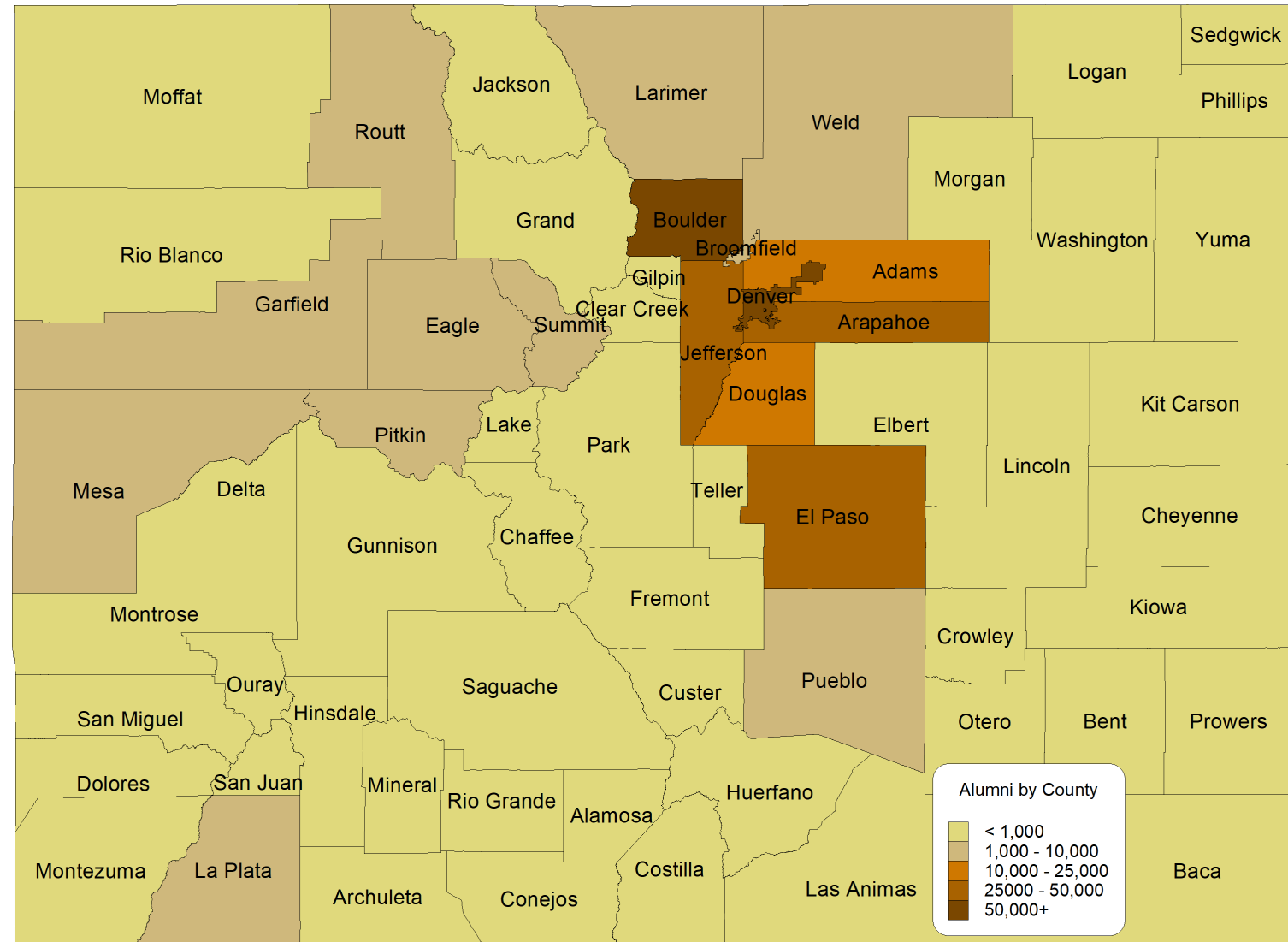
Fall 2022



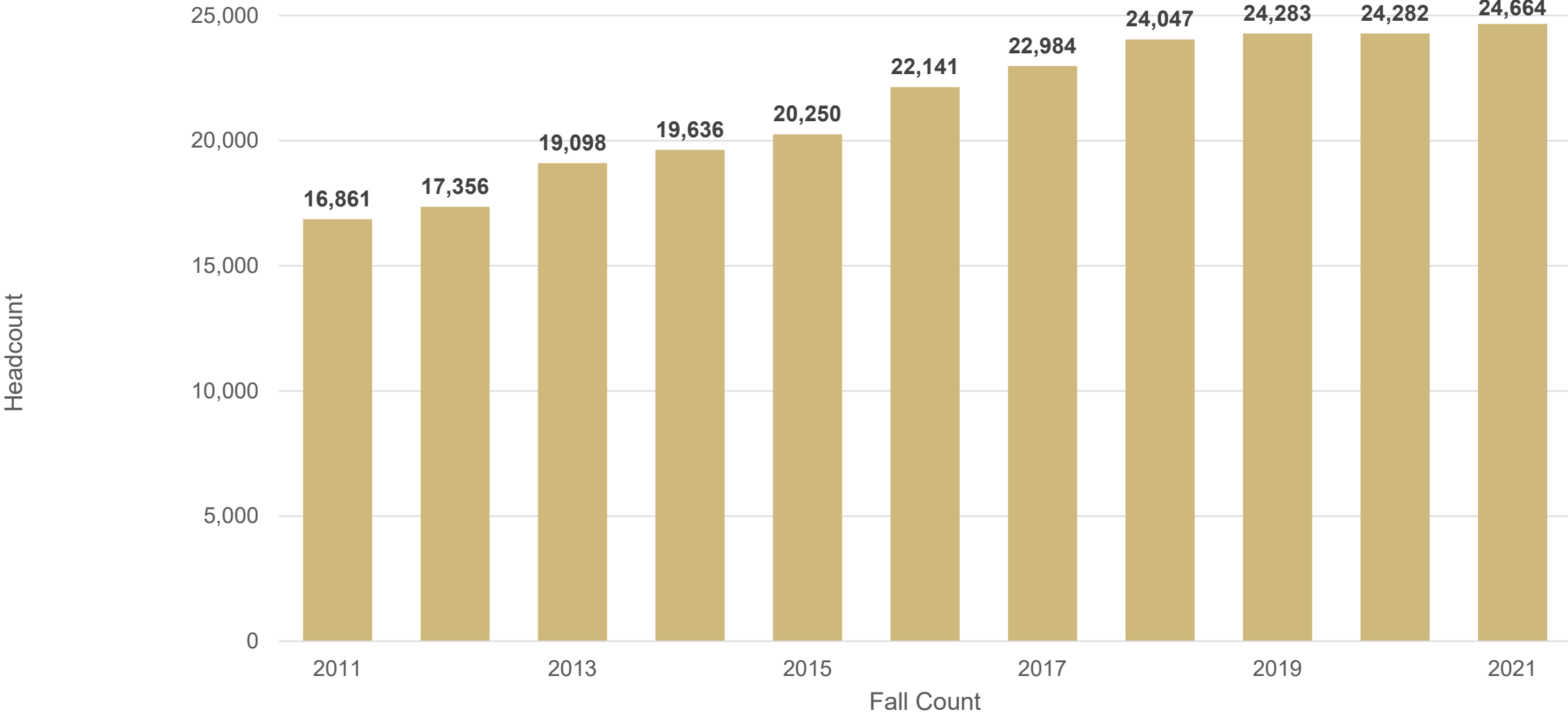
Source: University of Colorado, Budget and Finance Office.

Alumni in Colorado

CU System	304,546
CU Boulder	153,279
UCCS	38,592
CU Denver	79,967
CU Anschutz	31,453



Faculty and Staff



Source: University of Colorado, Budget and Finance Office. Regular faculty & staff from IPEDS, excludes temporary and student workers.

Employees

		Where they live				
Where they work	Campus	Boulder MSA	Co. Springs MSA	Denver MSA	All Other	Total
	CU Boulder	12,651	238	5,522	3,912	22,323
	UCCS	11	3,017	353	488	3,870
	CU Denver	353	102	4,297	667	5,420
	CU Anschutz	498	279	13,079	1,250	15,107
	System	167	12	481	134	793
Total	13,680	3,649	23,733	6,451	47,513	

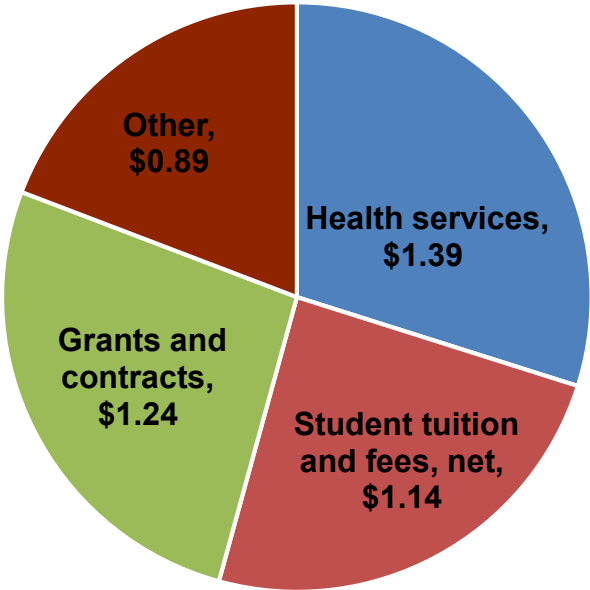
Faculty, Staff, and Students	Campus	Faculty and Staff	Student Workers	Total Employment
	CU Boulder	13,831	8,492	22,323
	UCCS	2,349	1,520	3,870
	CU Denver	3,560	1,860	5,420
	CU Anschutz	14,040	1,067	15,107
	System	771	22	793
Total	34,551	12,962	47,513	

Source: Note: Includes student workers, temporary workers, officer/exempt professional, classified staff, student other, research faculty, clinical faculty, other faculty, and regular faculty. Number of employees based on based on a September HCM snapshot.

Total FY 2021-22 Budget

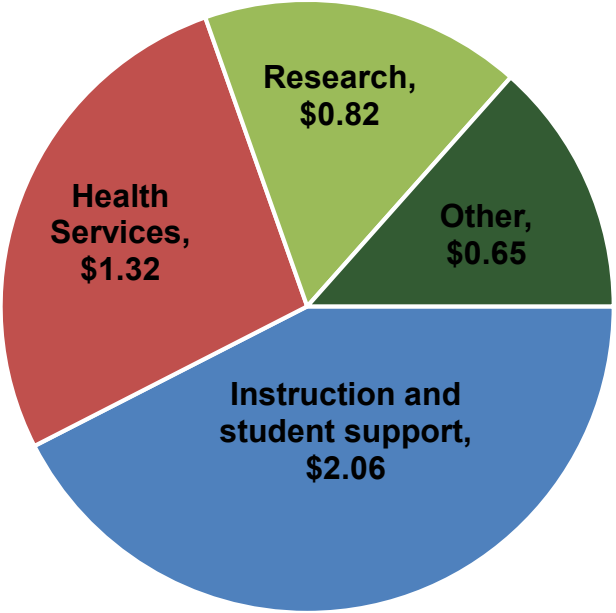
\$4.7B

Revenues



\$4.8B

Expenses



Note: Revenue reflects operating revenue (excludes nonoperating revenue).
Source: Excerpt from the University of Colorado Annual Financial Report.

Economic Impact FY 2021-22

Total Output
\$13.3 billion



Total Jobs
89,900 jobs



Total Labor Income
\$6.3 billion

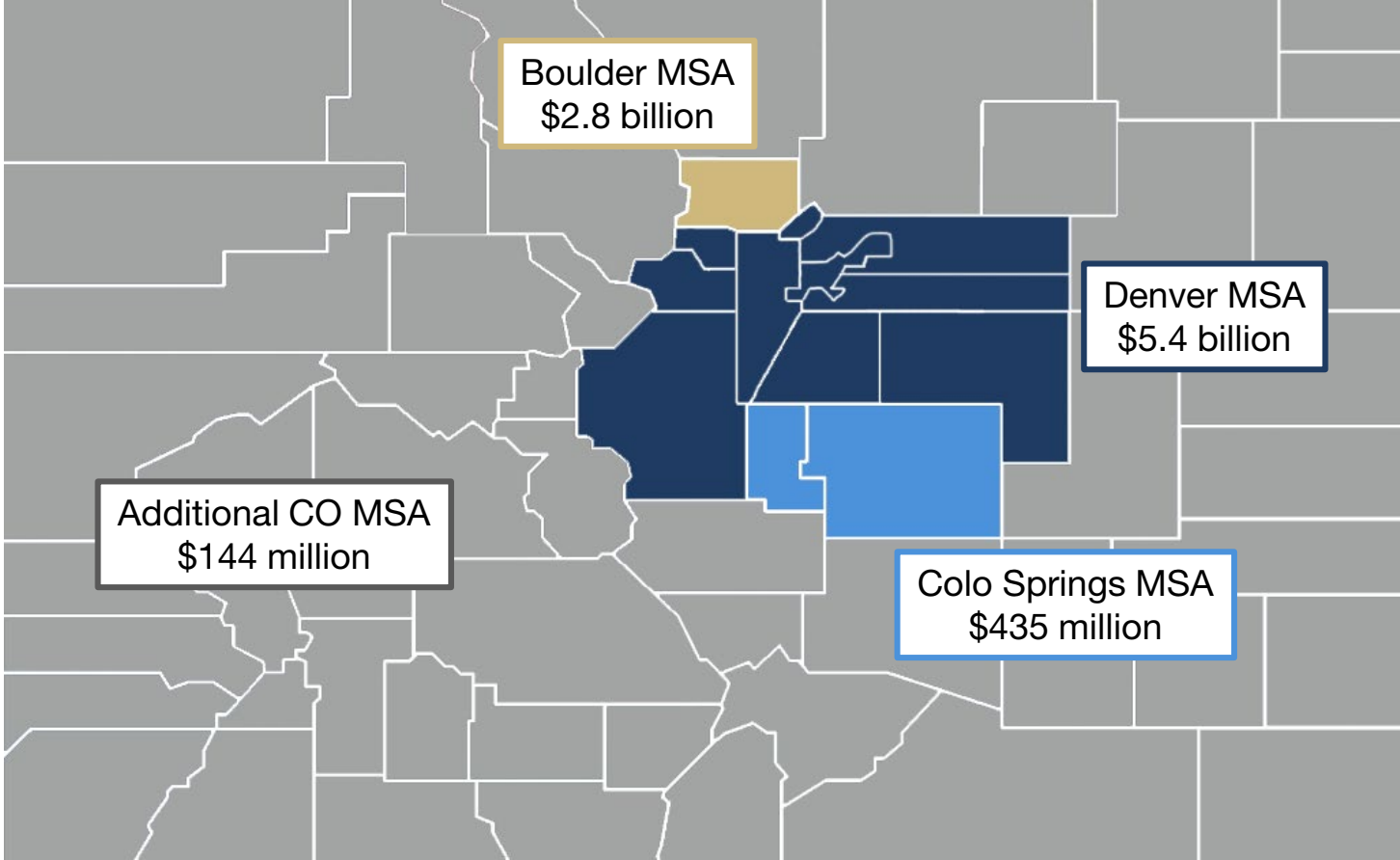


Source	Employment (Direct and Supported)	Labor Income (In Billions)	Value Added (In Billions)	Output (In Billions)
University of Colorado Impact	58,416	\$4.3	\$5.6	\$8.7
Anschutz Campus Hospitals Impact	31,475	\$2.0	\$2.4	\$4.6
Total Combined Impact	89,891	\$6.3	\$8.0	\$13.3

Note: Anschutz Campus hospitals are independent enterprises and not reflected on University of Colorado financial statements.

CU Economic Impact on Colorado by MSA (Metropolitan Statistical Area)

Total Impact of CU Campuses: **\$8.7 billion**



Q and A?