

University of Colorado  
Student Financial Assistance, FY 2018-19

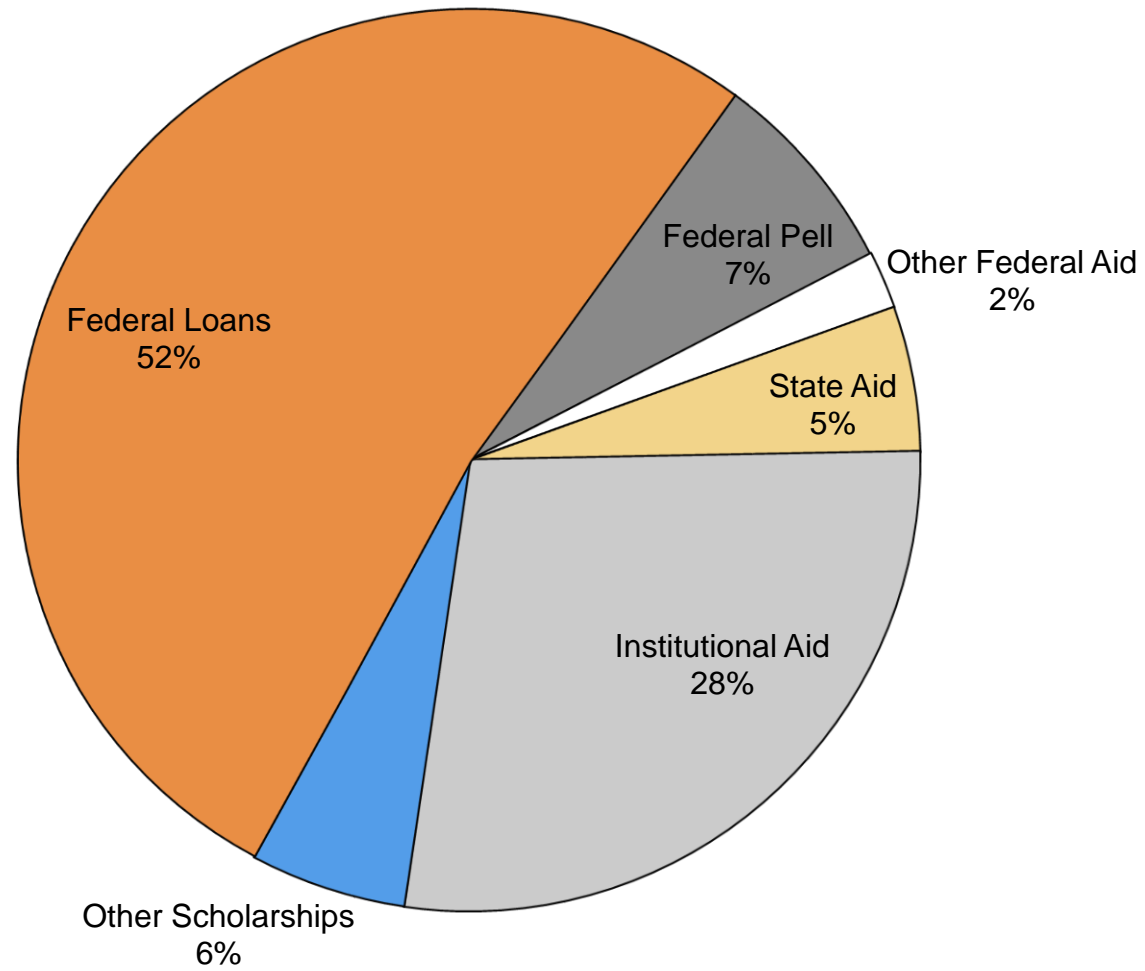
	Boulder	Colorado Springs	Denver	Anschutz Medical Campus	CU Total
Number of Students Receiving Financial Assistance	23,655	9,122	11,715	4,141	48,633
Resident Undergraduate	12,085	7,137	7,859	547	27,628
Non-Resident Undergraduate	5,940	785	729	45	7,499
Resident Graduate	3,714	1,017	2,496	2,662	9,889
Non-Resident Graduate	1,916	183	631	887	3,617
Number of Students Receiving Federal Pell	5,044	3,744	4,547	173	13,508
Amount of Assistance Received	\$ 393,042,923	\$ 113,037,428	\$ 144,476,798	\$ 133,979,377	\$ 784,536,526
Federal Pell	\$ 23,281,780	\$ 15,428,929	\$ 19,096,902	\$ 590,834	\$ 58,398,445
Other Federal Aid	\$ 6,641,328	\$ 1,552,391	\$ 2,830,289	\$ 5,196,783	\$ 16,220,791
State Aid	\$ 13,229,419	\$ 9,303,803	\$ 12,106,819	\$ 6,090,893	\$ 40,730,934
Institutional Aid	\$ 161,786,440	\$ 17,076,348	\$ 21,058,669	\$ 16,755,255	\$ 216,676,712
Other Scholarships	\$ 36,244,719	\$ 2,460,925	\$ 4,300,294	\$ 788,838	\$ 43,794,776
Federal Loans	\$ 151,859,237	\$ 67,215,032	\$ 85,083,825	\$ 104,556,774	\$ 408,714,868

% Change from Prior Year (FY 2017-18 to FY 2018-19)

Number of Students Receiving Financial Assistance	4.7%	-1.4%	0.6%	1.1%	2.2%
Resident Undergraduate	2.4%	-1.8%	1.9%	4.6%	1.2%
Non-Resident Undergraduate	9.7%	4.1%	7.0%	-4.3%	8.7%
Resident Graduate	7.0%	0.3%	2.4%	-0.4%	3.1%
Non-Resident Graduate	0.4%	-17.6%	-23.1%	4.0%	-4.9%
Number of Students Receiving Federal Pell	1.1%	-4.0%	1.9%	10.9%	0.0%
Amount of Assistance Received	3.7%	0.5%	2.8%	2.5%	2.8%
Federal Pell	4.4%	-1.8%	3.8%	1.8%	2.5%
Other Federal Aid	4.8%	-13.3%	16.6%	75.9%	20.1%
State Aid	11.0%	20.1%	29.0%	7.0%	17.2%
Institutional Aid	5.9%	13.8%	15.0%	2.8%	7.1%
Other Scholarships	6.0%	-43.4%	-2.0%	-55.4%	-2.0%
Federal Loans	0.2%	-0.9%	-3.0%	1.0%	-0.5%

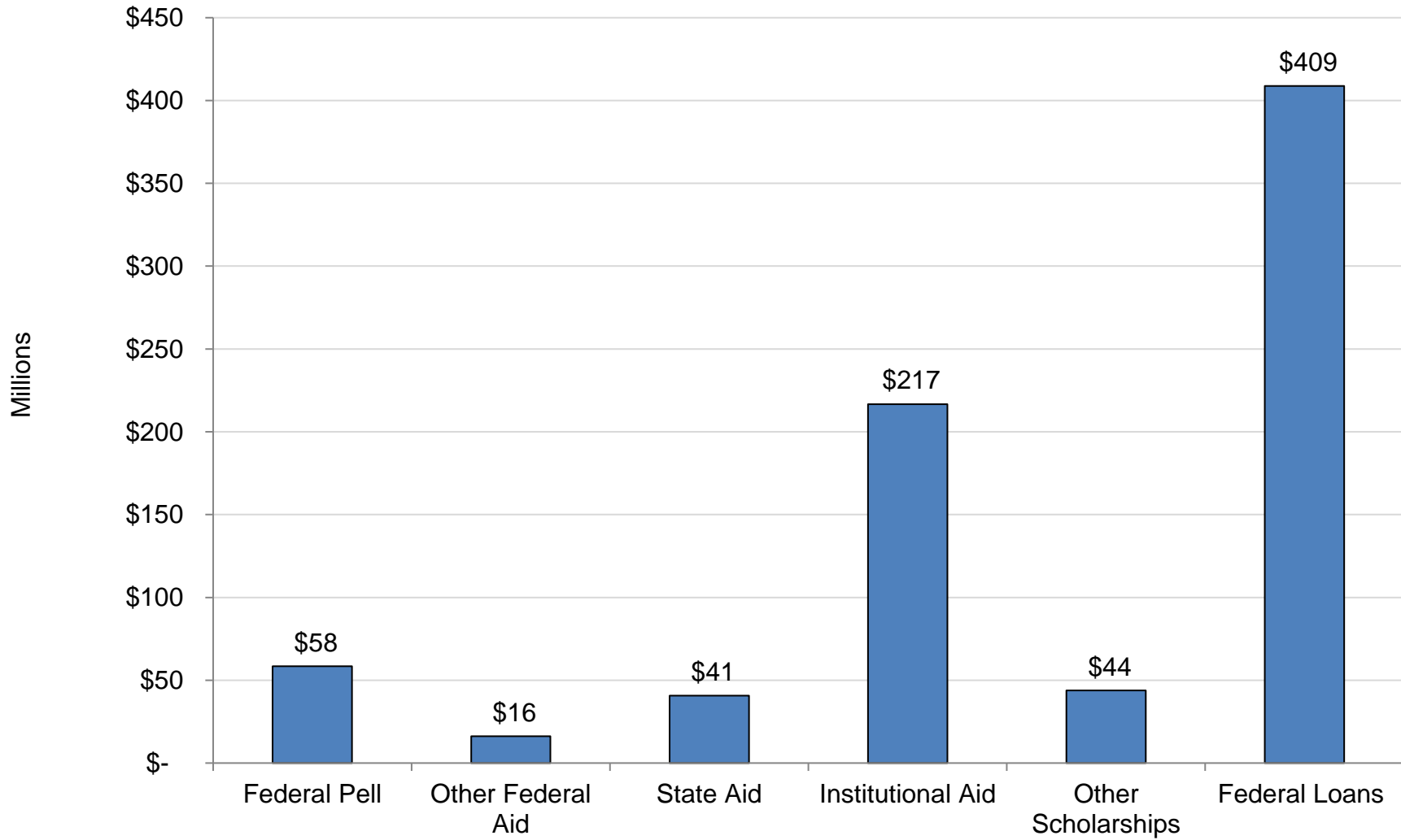
Source: Financial Aid, CU System Office; Number of students receiving assistance based on any federal, state or institutional aid, including other scholarships or any federal loan; Federal Loans include Stafford, Perkins, PLUS, Other Federal Loans; Excludes other loans; Includes all students applying for financial aid; Unclassified tuition classification included in Non-Resident; FY2019 includes 54,842 total financial aid applicants;

**CU Financial Assistance, FY 2018-19**  
**(Total excluding Other Loans = \$784.5 million)**



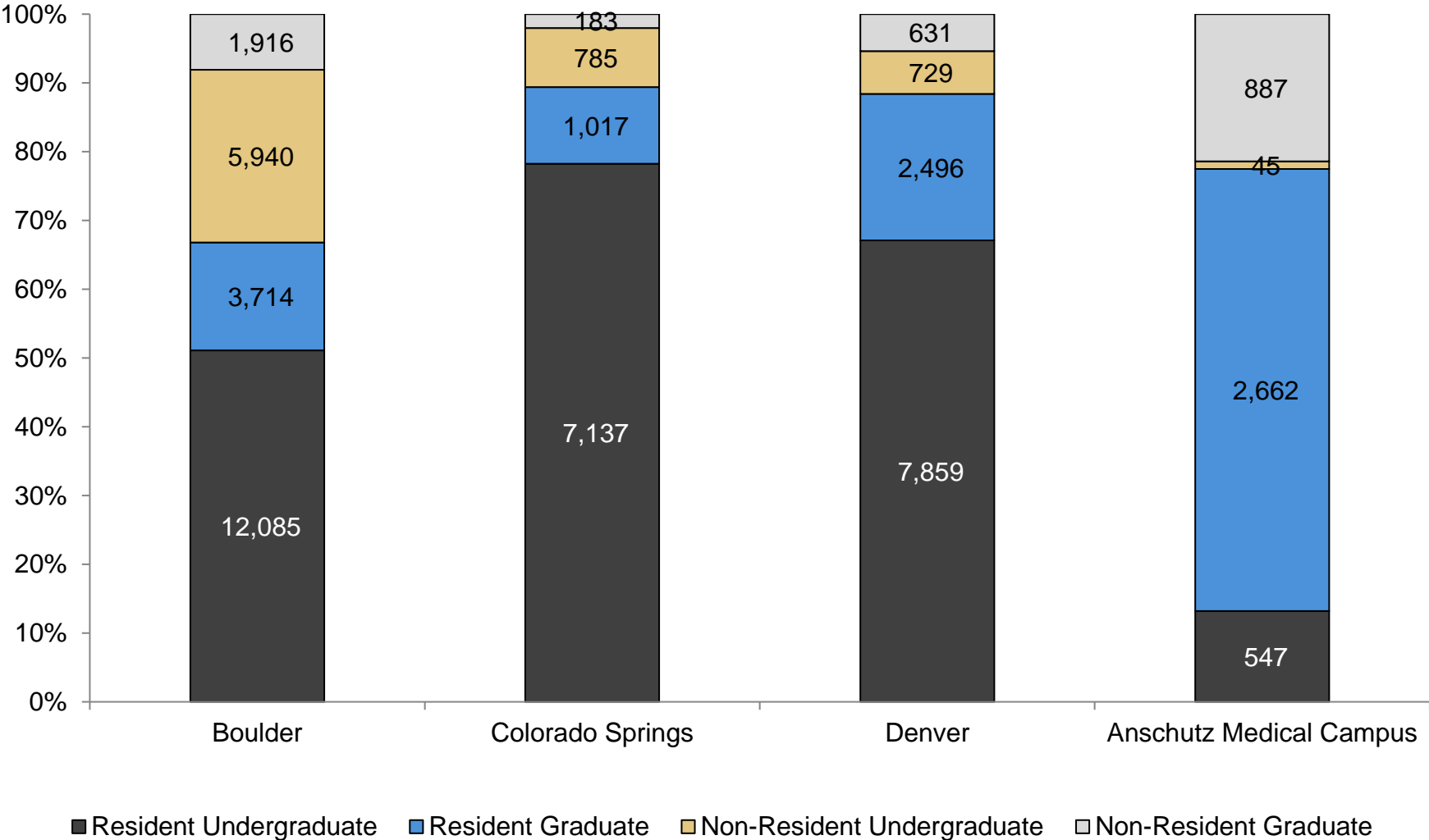
Source: Financial Aid, CU System Office;

**CU Financial Assistance, FY 2018-19**  
**(Total excluding Other Loans = \$784.5 million)**



Source: Financial Aid, CU System Office;

**Number of Students Receiving Financial Assistance, FY 2018-19  
(Total Number of Students Receiving Assistance = 48,633)**



Source: Financial Aid, CU System Office;