

University of Colorado
Student Financial Assistance, FY 2019-20

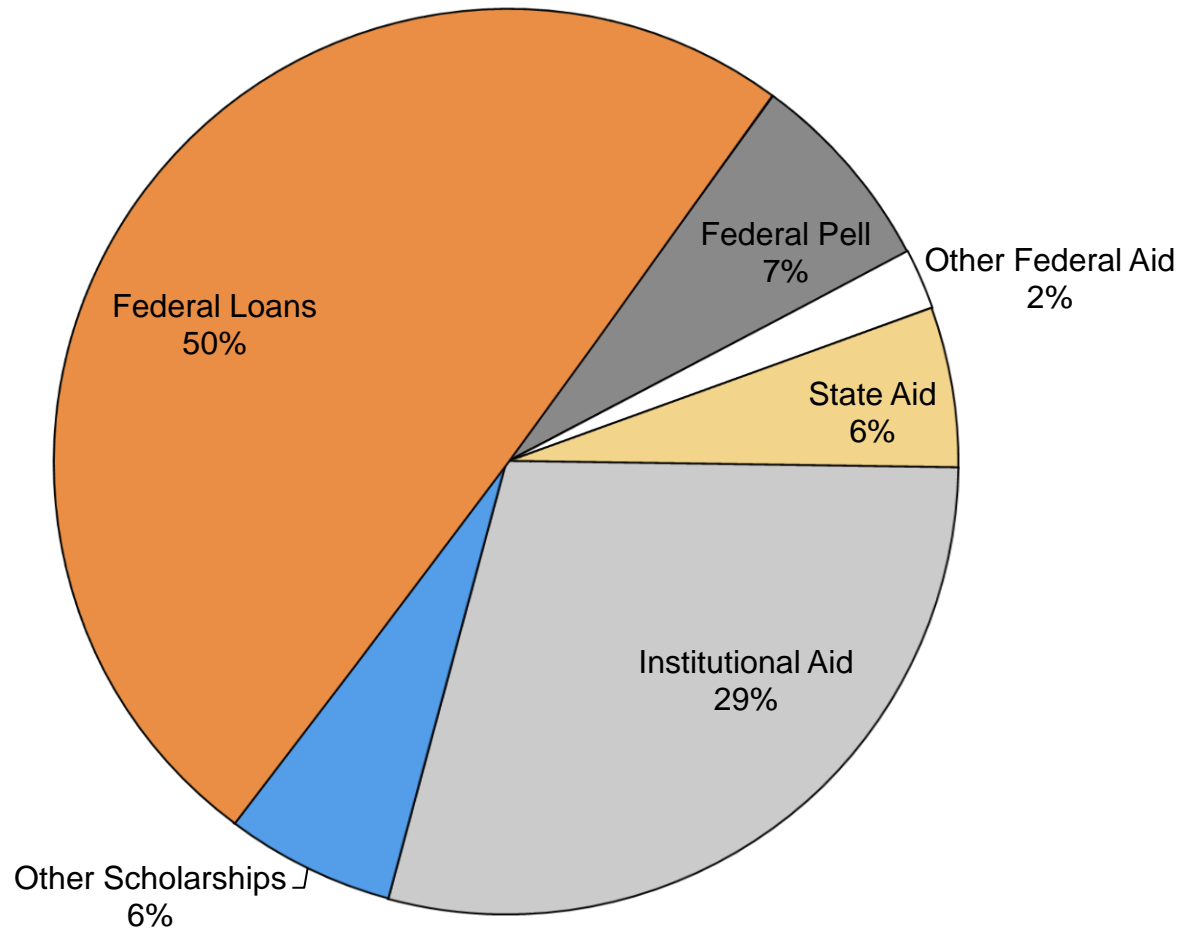
	Boulder	Colorado Springs	Denver	Anschutz Medical Campus	CU Total
Number of Students Receiving Financial Assistance	25,012	9,325	12,142	4,191	50,670
Resident Undergraduate	12,558	7,286	8,092	540	28,476
Non-Resident Undergraduate	6,612	857	697	41	8,207
Resident Graduate	3,841	1,003	2,652	2,718	10,214
Non-Resident Graduate	2,001	179	701	892	3,773
Number of Students Receiving Federal Pell	5,050	3,553	4,373	175	13,151
Amount of Assistance Received	\$ 405,651,548	\$ 108,166,140	\$ 140,874,131	\$ 135,279,670	\$ 789,971,489
Federal Pell	\$ 23,590,727	\$ 14,688,604	\$ 18,759,818	\$ 653,042	\$ 57,692,191
Other Federal Aid	\$ 6,570,198	\$ 1,778,165	\$ 3,165,096	\$ 5,661,792	\$ 17,175,251
State Aid	\$ 15,249,026	\$ 10,605,356	\$ 13,122,767	\$ 6,443,995	\$ 45,421,144
Institutional Aid	\$ 171,886,726	\$ 17,091,403	\$ 22,642,615	\$ 17,215,287	\$ 228,836,031
Other Scholarships	\$ 36,604,828	\$ 5,975,887	\$ 4,377,200	\$ 1,003,796	\$ 47,961,711
Federal Loans	\$ 151,750,043	\$ 58,026,725	\$ 78,806,635	\$ 104,301,758	\$ 392,885,161

% Change from Prior Year (FY 2018-19 to FY 2019-20)

Number of Students Receiving Financial Assistance	5.7%	2.2%	3.6%	1.2%	4.2%
Resident Undergraduate	3.9%	2.1%	3.0%	-1.3%	3.1%
Non-Resident Undergraduate	11.3%	9.2%	-4.4%	-8.9%	9.4%
Resident Graduate	3.4%	-1.4%	6.3%	2.1%	3.3%
Non-Resident Graduate	4.4%	-2.2%	11.1%	0.6%	4.3%
Number of Students Receiving Federal Pell	0.1%	-5.1%	-3.8%	1.2%	-2.6%
Amount of Assistance Received	3.2%	-4.3%	-2.5%	1.0%	0.7%
Federal Pell	1.3%	-4.8%	-1.8%	10.5%	-1.2%
Other Federal Aid	-1.1%	14.5%	11.8%	8.9%	5.9%
State Aid	15.3%	14.0%	8.4%	5.8%	11.5%
Institutional Aid	6.2%	0.1%	7.5%	2.7%	5.6%
Other Scholarships	1.0%	142.8%	1.8%	27.2%	9.5%
Federal Loans	-0.1%	-13.7%	-7.4%	-0.2%	-3.9%

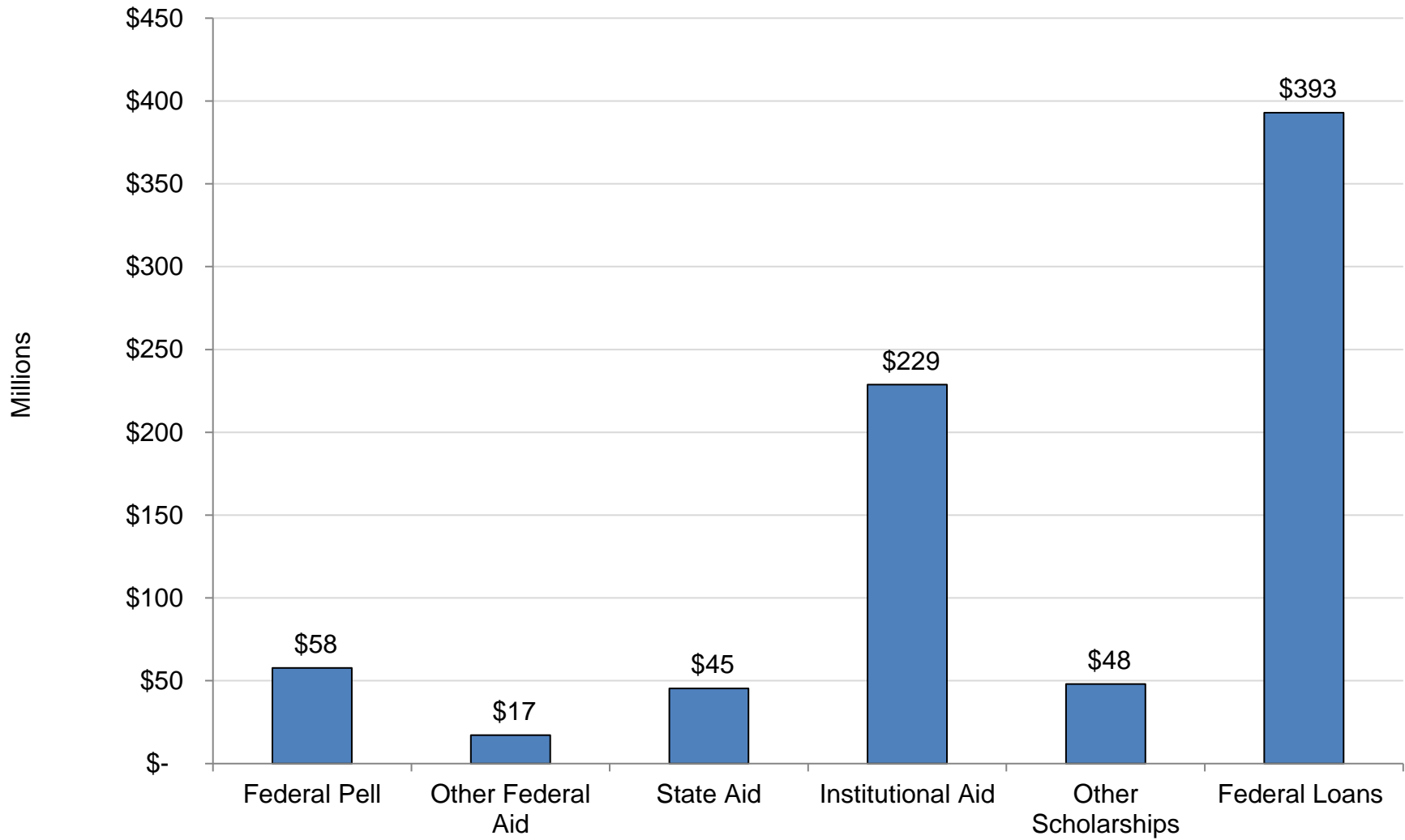
Source: Financial Aid, CU System Office; Number of students receiving assistance based on any federal, state or institutional aid, including other scholarships or any federal loan; Federal Loans include Stafford, Perkins, PLUS, Other Federal Loans; Excludes other loans; Includes all students applying for financial aid; Unclassified tuition classification included in Non-Resident; FY2020 includes 56,682 total financial aid applicants;

CU Financial Assistance, FY 2019-20
(Total excluding Other Loans = \$790 million)



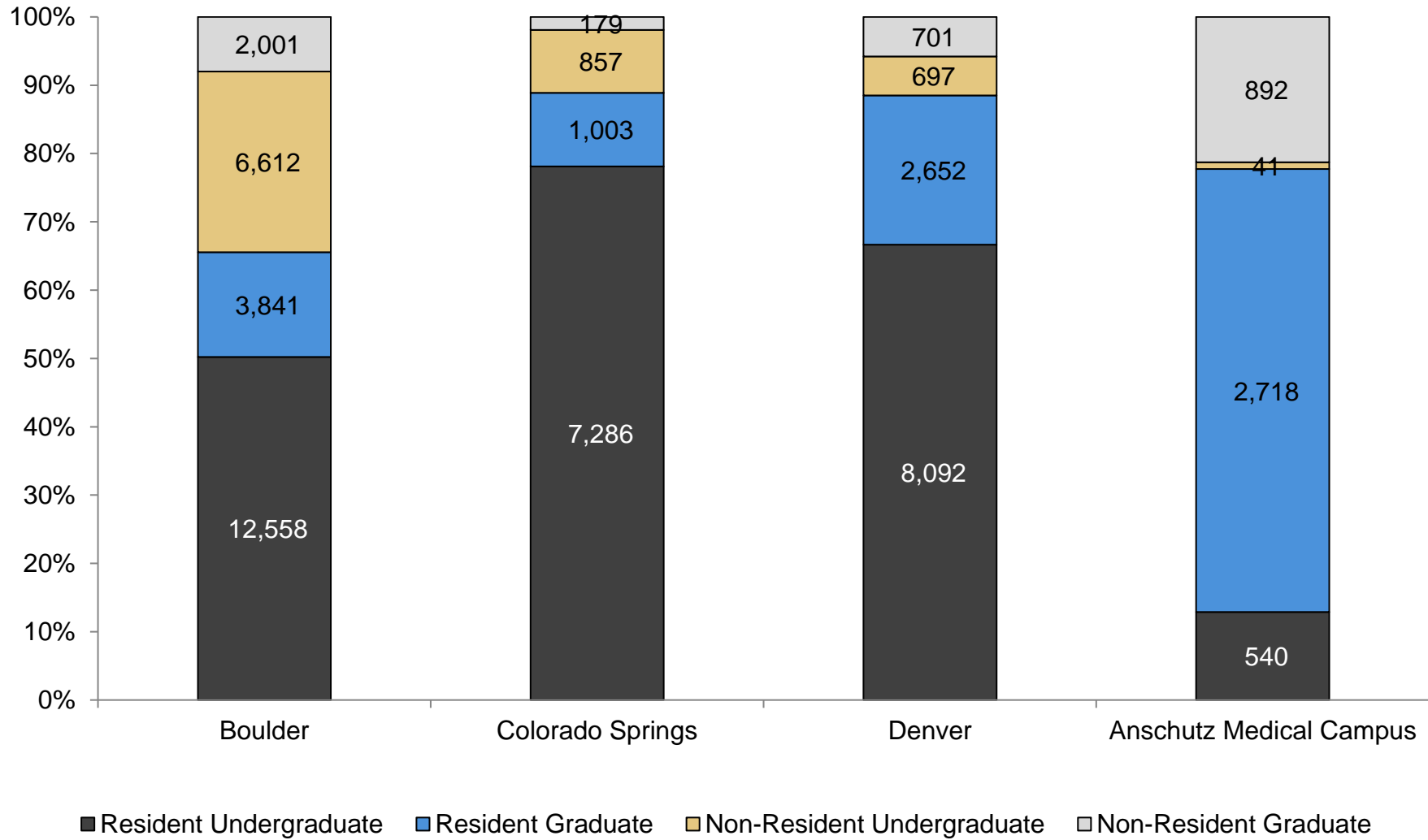
Source: Financial Aid, CU System Office;

CU Financial Assistance, FY 2019-20
(Total excluding Other Loans = \$790 million)



Source: Financial Aid, CU System Office;

Number of Students Receiving Financial Assistance, FY 2019-20
(Total Number of Students Receiving Assistance = 50,670)



Source: Financial Aid, CU System Office;