

University of Colorado
Student Financial Assistance, FY 2022-23

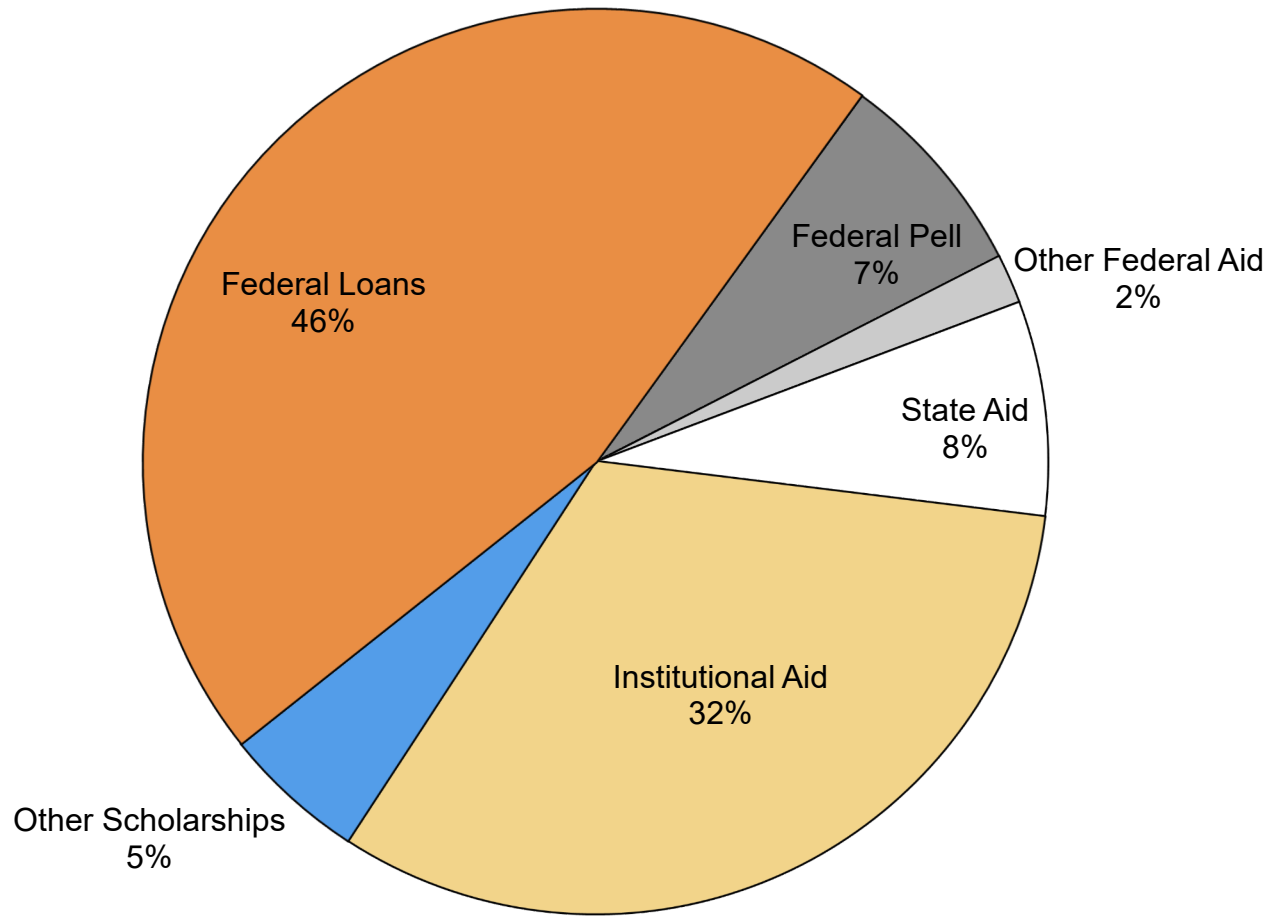
	Boulder	Colorado Springs	Denver	Anschutz Medical Campus	CU Total
Number of Students Receiving Financial Assistance	24,753	8,022	9,694	3,368	45,837
Resident Undergraduate	12,155	5,974	6,803	504	25,436
Non-Resident Undergraduate	6,728	886	525	26	8,165
Resident Graduate	3,665	1,010	1,929	2,039	8,643
Non-Resident Graduate	2,205	152	437	799	3,593
Number of Students Receiving Federal Pell	4,846	2,808	3,791	148	11,593
Amount of Assistance Received (including Federal Loans)	\$ 413,037,074	\$ 94,661,349	\$ 116,997,764	\$ 129,194,689	\$ 753,890,876
Amount of Assistance Received (excluding Federal Loans)	\$ 272,721,696	\$ 47,873,802	\$ 61,994,420	\$ 26,767,948	\$ 409,357,866
Federal Pell	\$ 25,217,411	\$ 12,696,372	\$ 17,916,987	\$ 654,231	\$ 56,485,001
Other Federal Aid	\$ 6,392,411	\$ 1,175,511	\$ 2,688,071	\$ 3,071,847	\$ 13,327,840
State Aid	\$ 19,504,597	\$ 12,973,048	\$ 19,051,564	\$ 6,428,102	\$ 57,957,311
Institutional Aid	\$ 189,916,954	\$ 18,816,509	\$ 18,586,550	\$ 15,784,005	\$ 243,104,018
Other Scholarships	\$ 31,690,323	\$ 2,212,362	\$ 3,751,248	\$ 829,763	\$ 38,483,696
Federal Loans	\$ 140,315,378	\$ 46,787,547	\$ 55,003,344	\$ 102,426,741	\$ 344,533,010

% Change from Prior Year (FY 2021-22 to FY 2022-23)

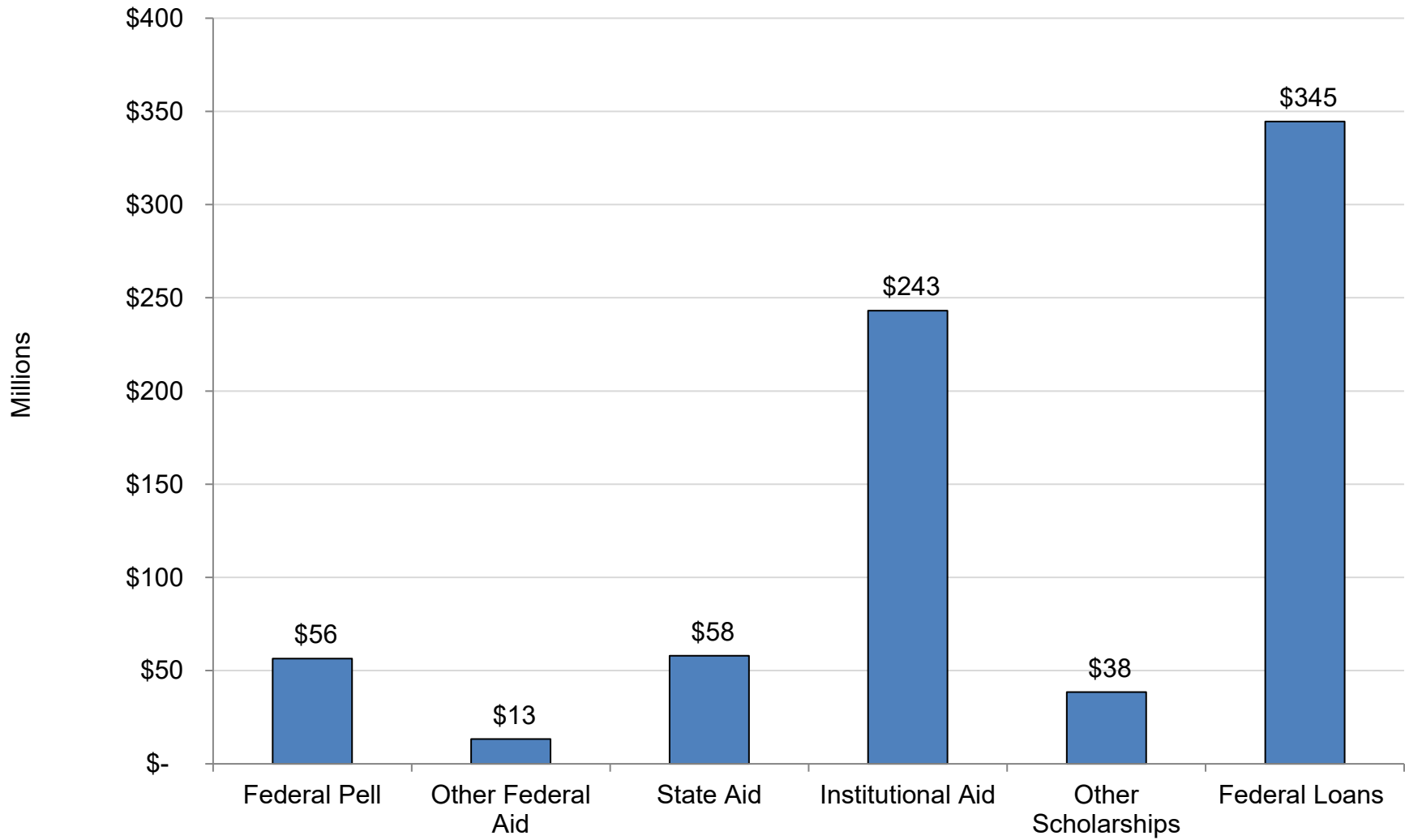
Number of Students Receiving Financial Assistance	-1.9%	-2.7%	-16.3%	-20.0%	-7.0%
Resident Undergraduate	0.9%	-3.9%	-8.8%	0.2%	-3.0%
Non-Resident Undergraduate	-6.3%	2.1%	-31.2%	-16.1%	-7.7%
Resident Graduate	-1.8%	1.7%	-26.3%	-24.4%	-13.9%
Non-Resident Graduate	-2.9%	-10.6%	-41.4%	-18.5%	-13.8%
Number of Students Receiving Federal Pell	1.6%	-7.1%	-4.3%	9.6%	-2.5%
Amount of Assistance Received (including Federal Loans)	4.0%	1.6%	-8.7%	-3.7%	0.2%
Amount of Assistance Received (excluding Federal Loans)	5.3%	3.4%	-5.6%	-19.8%	1.2%
Federal Pell	8.3%	-1.7%	3.7%	33.0%	4.6%
Other Federal Aid	-10.6%	-51.0%	-9.8%	-23.4%	-19.4%
State Aid	13.7%	15.1%	19.3%	1.3%	14.2%
Institutional Aid	6.6%	8.2%	-20.1%	-25.1%	1.4%
Other Scholarships	-4.9%	-5.1%	-39.1%	-42.9%	-11.1%
Federal Loans	1.7%	-0.1%	-12.0%	1.6%	-1.0%

Source: Financial Aid, CU System Institutional Research. Number of students receiving assistance based on any federal, state or institutional aid, including other scholarships or any federal loan; Federal Loans include Stafford, Perkins, PLUS, Other Federal Loans; Excludes other loans; Includes all students applying for financial aid; Unclassified tuition classification included in Non-Resident; FY2023 includes 52,372 total financial aid applicants based on SURDS submission finalized 8/2/2024.

CU Financial Assistance, FY 2022-23
(Total excluding Other Loans = \$754 million)

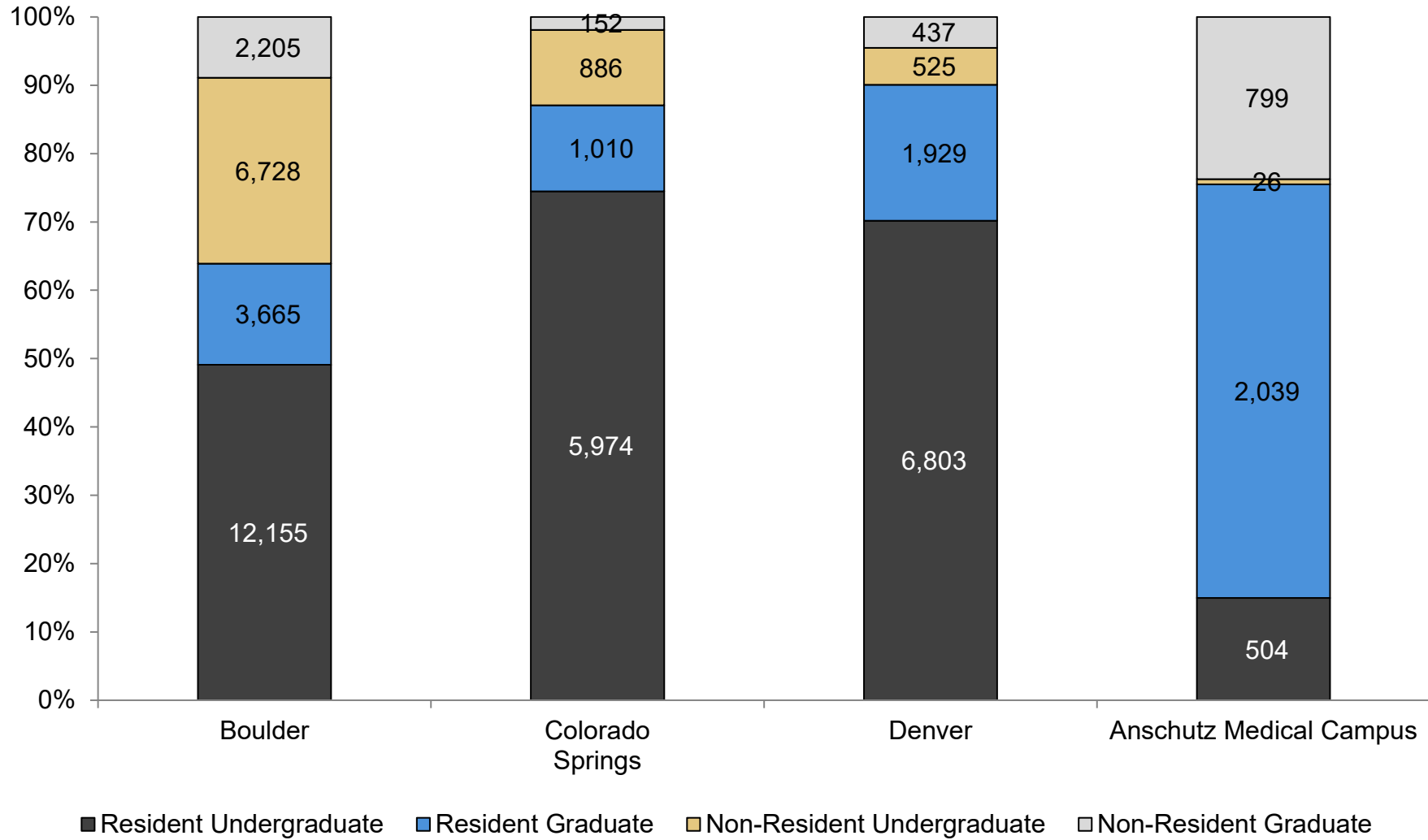


CU Financial Assistance, FY 2022-23
(Total excluding Other Loans = \$754 million)



Source: CU System Institutional Research

Number of Students Receiving Financial Assistance, FY 2022-23
(Total Number of Students Receiving Assistance = 45,837)



Source: CU System Institutional Research