

University of Colorado
Student Financial Assistance, FY 2023-24

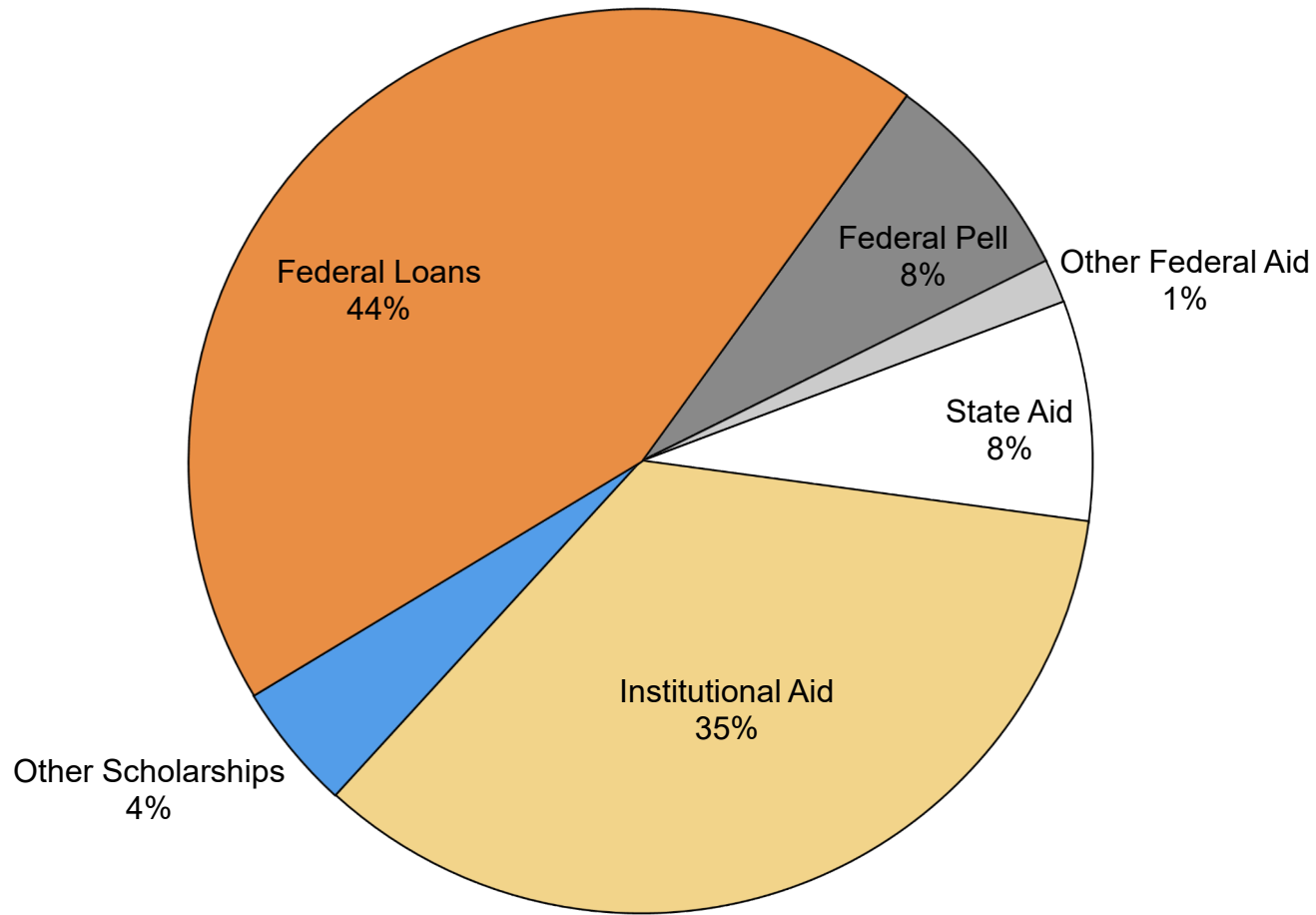
	Boulder	Colorado Springs	Denver	Anschutz Medical Campus	CU Total
Number of Students Receiving Financial Assistance	25,485	8,017	10,070	3,925	47,497
Resident Undergraduate	12,712	5,940	6,889	514	26,055
Non-Resident Undergraduate	6,895	932	511	25	8,363
Resident Graduate	3,606	990	2,174	2,494	9,264
Non-Resident Graduate	2,272	155	496	892	3,815
Number of Students Receiving Federal Pell	4,917	2,825	3,806	141	11,689
Amount of Assistance Received (including Federal Loans)	\$ 440,332,214	\$ 99,185,203	\$ 124,213,689	\$ 134,680,281	\$ 798,411,387
Amount of Assistance Received (excluding Federal Loans)	\$ 292,251,961	\$ 53,887,923	\$ 67,687,910	\$ 35,956,970	\$ 449,784,764
Federal Pell	\$ 27,247,466	\$ 14,158,677	\$ 19,415,222	\$ 648,884	\$ 61,470,249
Other Federal Aid	\$ 6,806,628	\$ 1,032,240	\$ 1,617,430	\$ 3,169,539	\$ 12,625,837
State Aid	\$ 22,316,038	\$ 14,276,717	\$ 20,367,514	\$ 5,848,617	\$ 62,808,886
Institutional Aid	\$ 206,913,207	\$ 22,264,228	\$ 22,034,022	\$ 25,410,760	\$ 276,622,217
Other Scholarships	\$ 28,968,622	\$ 2,156,061	\$ 4,253,722	\$ 879,170	\$ 36,257,575
Federal Loans	\$ 148,080,253	\$ 45,297,280	\$ 56,525,779	\$ 98,723,311	\$ 348,626,623

% Change from Prior Year (FY 2022-23 to FY 2023-24)

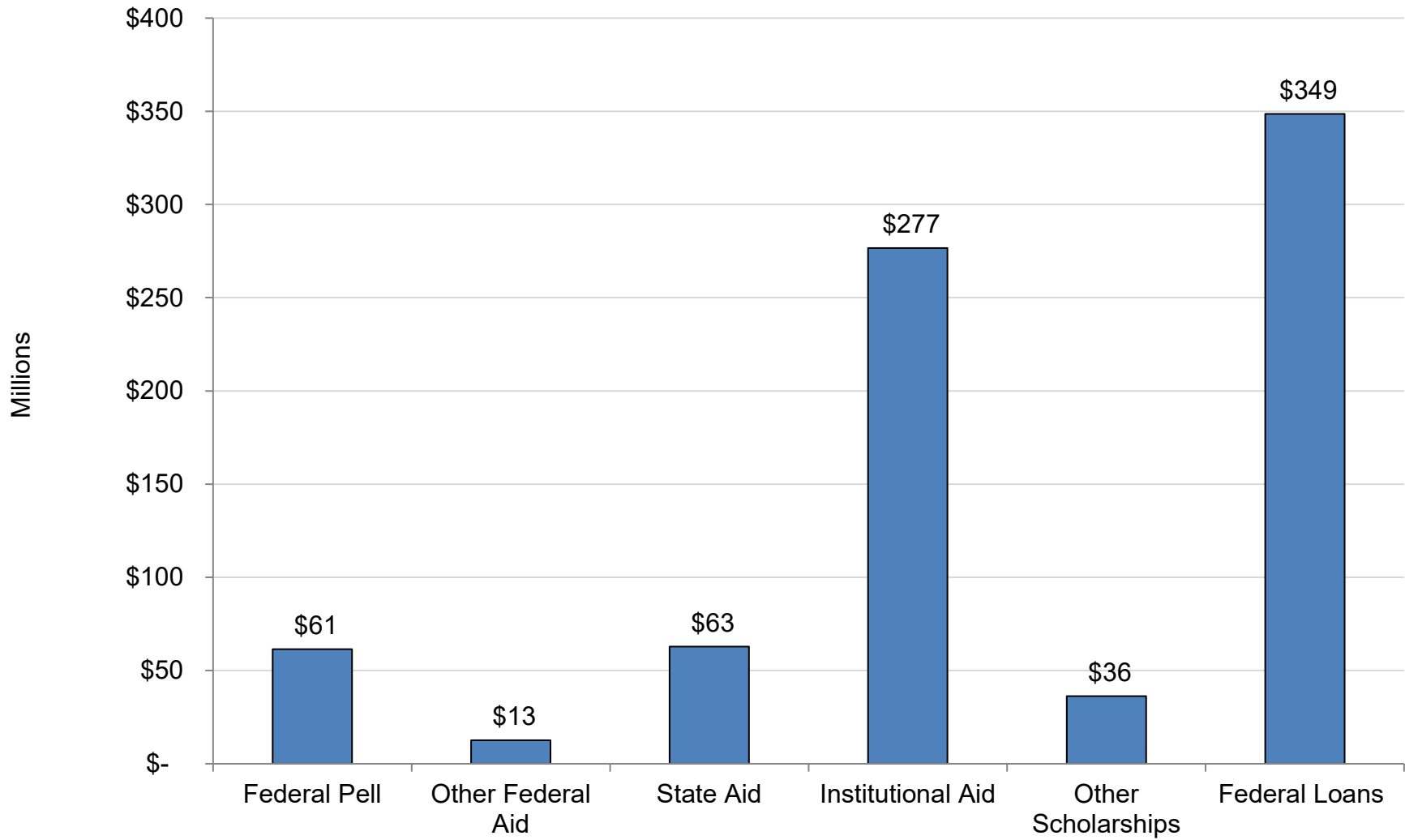
Number of Students Receiving Financial Assistance	3.0%	-0.1%	3.9%	16.5%	3.6%
Resident Undergraduate	4.6%	-0.6%	1.3%	2.0%	2.4%
Non-Resident Undergraduate	2.5%	5.2%	-2.7%	-3.8%	2.4%
Resident Graduate	-1.6%	-2.0%	12.7%	22.3%	7.2%
Non-Resident Graduate	3.0%	2.0%	13.5%	11.6%	6.2%
Number of Students Receiving Federal Pell	1.5%	0.6%	0.4%	-4.7%	0.8%
Amount of Assistance Received (including Federal Loans)	6.6%	4.8%	6.2%	4.2%	5.9%
Amount of Assistance Received (excluding Federal Loans)	7.2%	12.6%	9.2%	34.3%	9.9%
Federal Pell	8.1%	11.5%	8.4%	-0.8%	8.8%
Other Federal Aid	6.5%	-12.2%	-39.8%	3.2%	-5.3%
State Aid	14.4%	10.0%	6.9%	-9.0%	8.4%
Institutional Aid	8.9%	18.3%	18.5%	61.0%	13.8%
Other Scholarships	-8.6%	-2.5%	13.4%	6.0%	-5.8%
Federal Loans	5.5%	-3.2%	2.8%	-3.6%	1.2%

Source: Financial Aid, CU System Institutional Research. Number of students receiving assistance based on any federal, state or institutional aid, including other scholarships or any federal loan; Federal Loans include Stafford, Perkins, PLUS, Other Federal Loans; Excludes other loans; Includes all students applying for financial aid; Unclassified tuition classification included in Non-Resident; FY2024 includes 54,170 total financial aid applicants based on SURDS submission finalized 8/28/2024.

CU Financial Assistance, FY 2023-24
(Total excluding Other Loans = \$798 million)

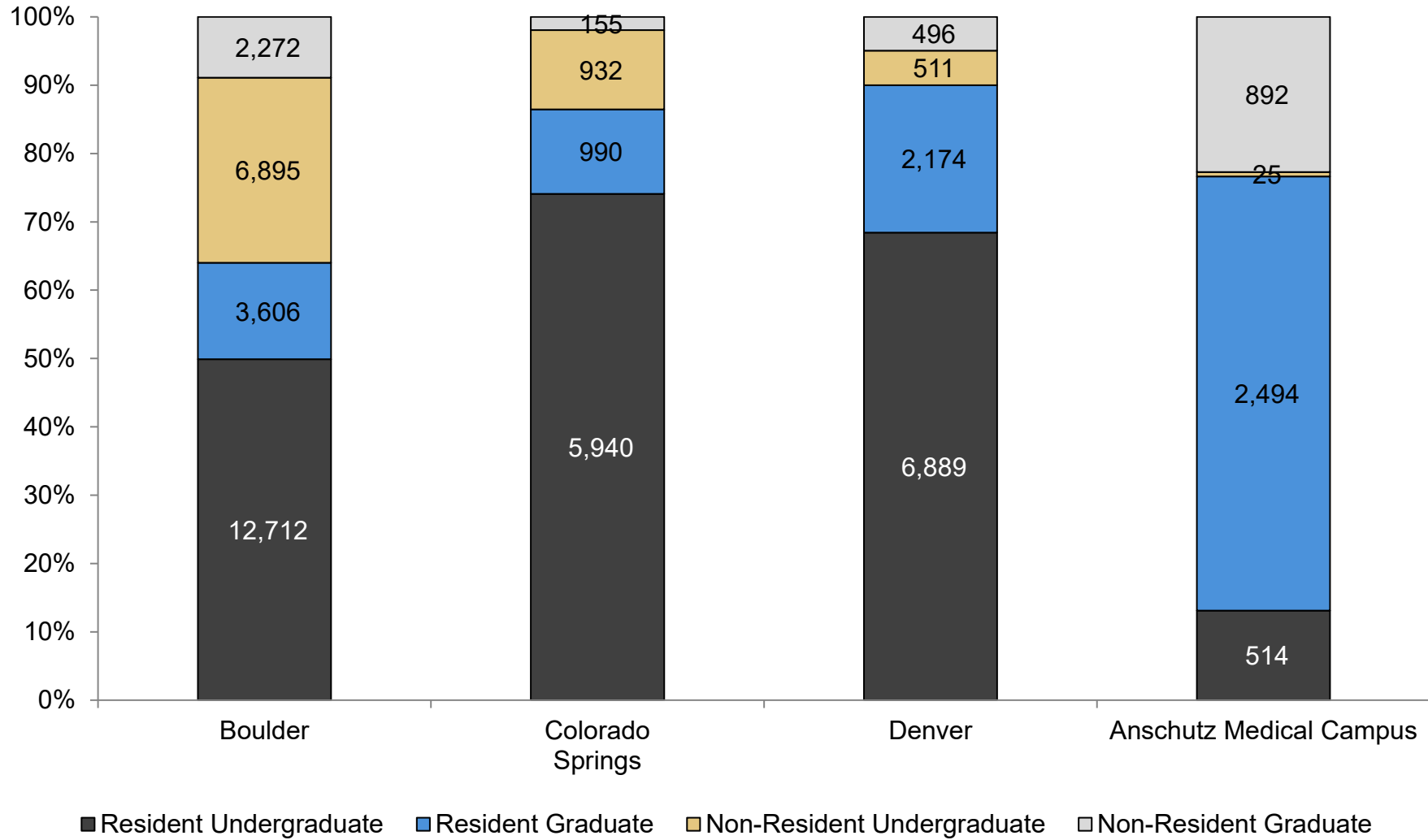


CU Financial Assistance, FY 2023-24
(Total excluding Other Loans = \$798 million)



Source: CU System Institutional Research

**Number of Students Receiving Financial Assistance, FY 2023-24
(Total Number of Students Receiving Assistance = 47,497)**



Source: CU System Institutional Research