

FY 2021-22 Operating Budget

June 17, 2021

FOUR CAMPUSES UNITED
ALL FOUR: **ONE**



University of Colorado

Boulder | Colorado Springs | Denver | Anschutz Medical Campus

State Funding Update FY 2021-22

- \$19.1 million increase in operating from FY 2019-20 levels, 7.9%
 - CU Boulder \$7.4 million, 8.1%
 - UCCS \$3.3 million, 10.6%
 - CU Denver \$4.6 million, 12.0%
 - CU Anschutz \$3.7 million, 4.7%
- One-time FY 2021-22 buydown of 3.0% undergraduate increases at CU
- \$5.2 million increase in state financial aid, 12.0%
- HB21-1330 Higher Education Student Success – COSI Scholarships, Wraparound Support and Completion Incentives

	<u>CU System Allocation*</u>	<u>\$9.3 million</u>
○	CU Boulder	\$3.3 million
○	UCCS	\$2.6 million
○	CU Denver Anschutz**	\$3.4 million

*Allocation subject to final allocation from COSI Board

**Consolidated allocation based on undergraduate Pell student counts

State Funding Capital Construction Update FY 2021-22

- \$14.1 million for CU Boulder Hellems Arts & Sciences Renovation, 2 years
- \$9.8 million for CU Level 1 and 2 Controlled Maintenance Projects:

Campus	Controlled Maintenance Project	Amount
CU Boulder	Upgrade Elevators, Duane and Ramaley Buildings	\$911,169
UCCS	Replace VAV and Upgrade Controls, Engineering Building	\$1,999,350
CU Boulder	Repair Exterior Structure, Macky Auditorium	\$1,086,807
UCCS	Refurbish Campus Elevators, Seven Buildings	\$288,225
CU Boulder	Replace Fire Alarm Control Panel, EC Civil and Classroom Buildings1	\$616,404
CU Boulder	Install Rooftop Fall Protection, Muenzinger, Porter, and Imig Buildings	\$1,032,016
CU Anschutz	Improve Heating System, Building 500	\$821,737
CU Anschutz	Replace Chiller, Fitzsimons Building	\$1,122,100
CU Denver	Upgrade Electrical System, CU Denver Building	\$1,321,872
UCCS	Replace AHU and Return Air System, Columbine Hall	\$646,048

- \$20.4 million for AHEC Campus-Wide HVAC Infrastructure Replacement
- \$3.7 million for AHEC Level 1 and 2 Controlled Maintenance Projects:

Campus	Controlled Maintenance Project	Amount
AHEC	Provide ADA Walkways, Curtis and Champa Streets and Classroom Court	\$1,117,216
AHEC	Replace Fire Sprinkler System, North Classroom Building	\$1,074,241
AHEC	Replace Main Electrical Switchgear, Campus	\$1,263,359
AHEC	Replace Transformers at North Chiller and PE Events Center	\$253,880

How has CU's **Total** Budget changed

Pre-pandemic FY 2019-20 vs. Post-pandemic FY 2021-22

- Consolidated: \$4.82 billion to \$5.21 billion, 8.0%
- CU Boulder: \$1.90 billion to \$2.01 billion, 5.9%
- UCCS: \$302.5 million to \$336.7 million, 11.3%
- CU Denver: \$353.6 million to \$361.8 million, 2.3%
- CU Anschutz: \$2.27 billion to \$2.50 billion, 10.2%
- System Office: \$202.6 million to \$212.4 million, 4.9%

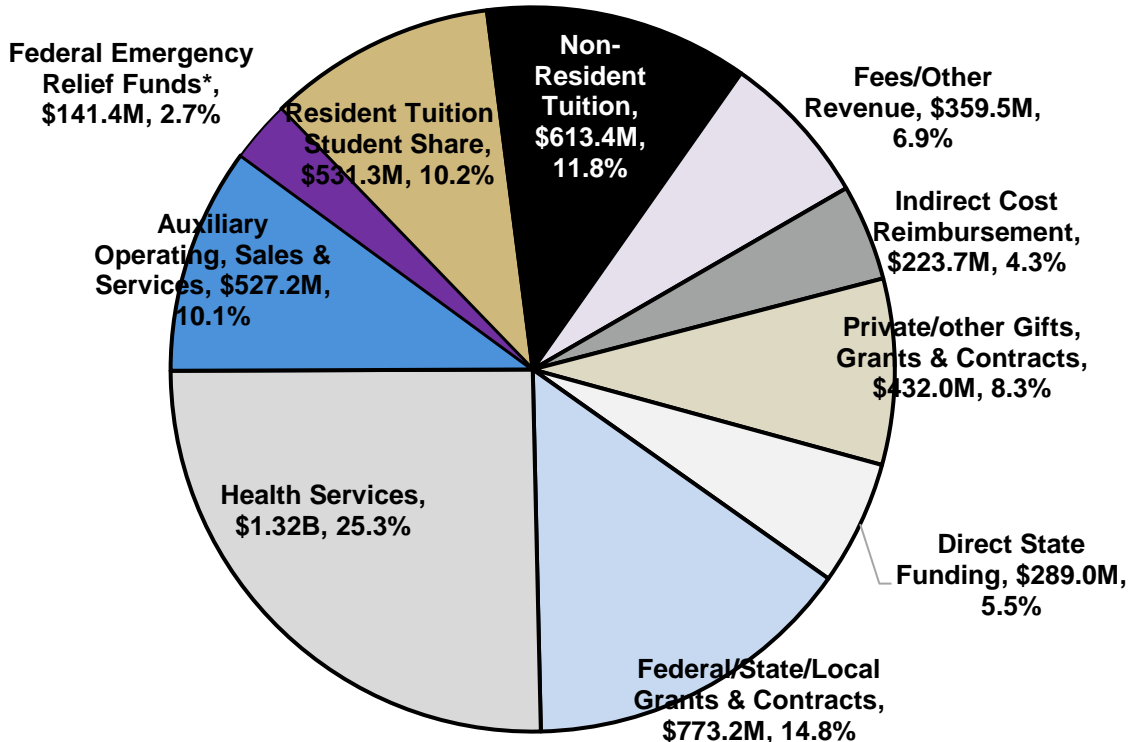
Notes:
FY 2019-20 include one-time CARES Act CRF and HEERF I funds for allowable expenditures totaling \$164.6 million
FY 2021-22 include one-time HEERF II & III funds for allowable expenditures totaling \$141.4 million

How has CU's Operating (E&G) Budget changed

Pre-pandemic FY 2019-20 vs. Post-pandemic FY 2021-22

- Consolidated: \$1.63 billion to \$1.68 billion, 2.9%
- CU Boulder: \$936.0 million to \$963.4 million, 2.9%
- UCCS: \$175.7 million to \$162.7 million, -7.4%
- CU Denver: \$220.1 million to \$222.1 million, 0.9%
- CU Anschutz: \$303.0 million to \$334.6 million, 10.4%
- System Office: \$62.7 million to \$63.7 million, 1.7%

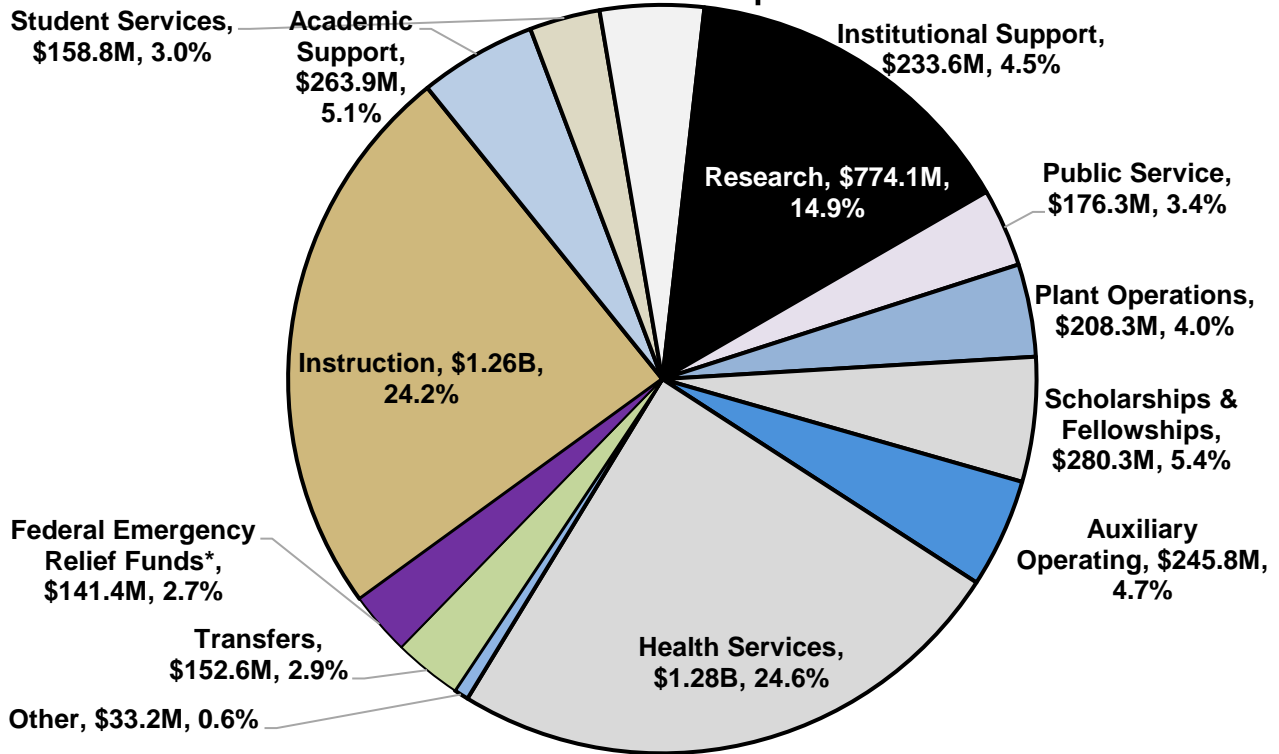
FY 2021-22 Total Current Funds Budget Consolidated – Sources of Revenue



Total Current Funds Budget = \$5.21 Billion



FY 2021-22 Total Current Funds Budget Consolidated – Expenditures



Total Current Funds Expenditures and Transfers = \$5.21 Billion

Statewide Tuition and Fee Increases FY 21 and FY 22

Institution	Current Year	Proposed		
	FY 2020-21 Tuition and Fees (30 credit hrs.)	FY 2021-22 Tuition and Fees (30 credit hrs.)	\$ Increase	% Increase
Adams State University	\$9,560	\$9,680	\$120	1.3%
Colorado Community College System (CCD)	\$5,795	\$5,575	-\$220	-0.9%
Colorado Community College System (MCC)	\$4,747	\$4,750	\$3	0.0%
Colorado Mesa University	\$9,306	\$9,644	\$338	3.6%
Colorado School of Mines	\$19,100	\$20,138	\$1,038	5.4%
Colorado State University	\$11,939	\$12,331	\$392	3.3%
Colorado State University Pueblo	\$10,664	\$10,640	-\$24	0.0%
Fort Lewis College	\$8,896	\$9,005	\$109	1.2%
Metropolitan State University of Denver***	\$9,180	\$10,021	\$841	0.1% / 9.2%
University of Colorado Boulder**	\$12,466	\$12,807	*\$341	*2.7%
University of Colorado Colorado Springs	\$10,480	\$10,760	*\$280	*2.7%
University of Colorado Denver	\$11,537	\$11,580	*\$43	*0.4%
University of Northern Colorado	\$10,062	\$10,668	\$606	6.0%
Western State Colorado University	\$10,646	\$10,646	\$0	0.0%

*Effective one-time FY 2021-22 tuition and mandatory fee rate increase after tuition buydown:

CU Boulder = \$29, or 0.2% UCCS = \$14, or 0.1% CU Denver = -\$257, or -2.2%

**CU Boulder: 4 Year Guarantee for incoming FY 2021-22 Freshman & Transfer Cohort, 0.0% increase for continuing cohorts.

***Metropolitan State University of Denver = held tuition flat but fully closed prior tuition window at 12 credit hours.

CU Boulder

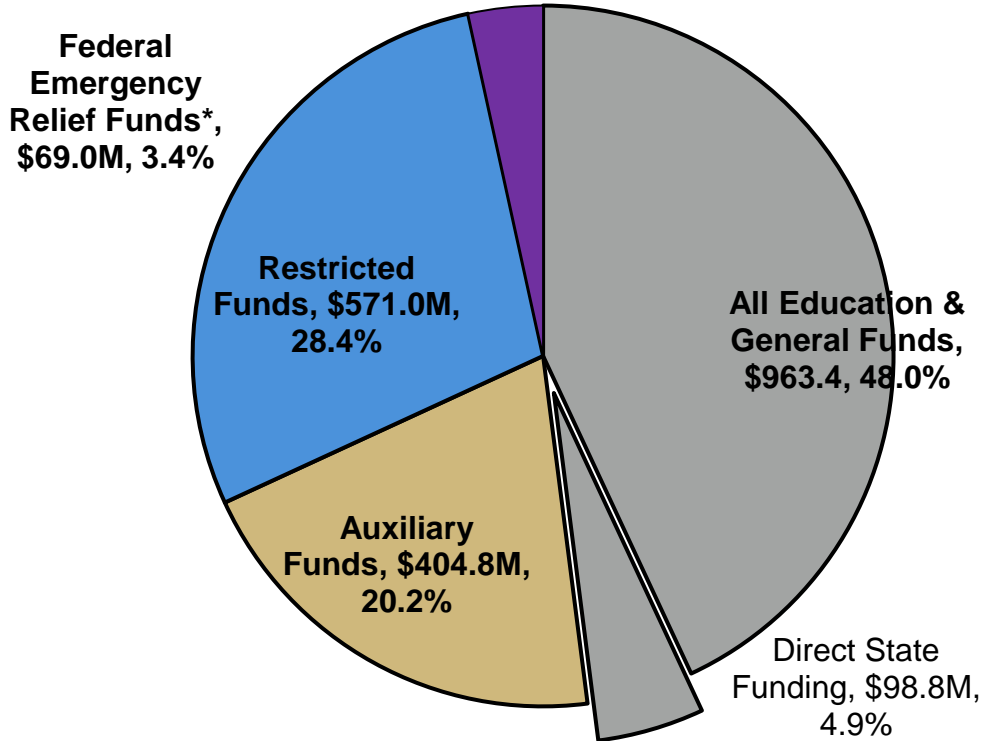


University of Colorado

Boulder | Colorado Springs | Denver | Anschutz Medical Campus

FOUR CAMPUSES UNITED

CU Boulder FY 2021-22 Total Current Funds Budget



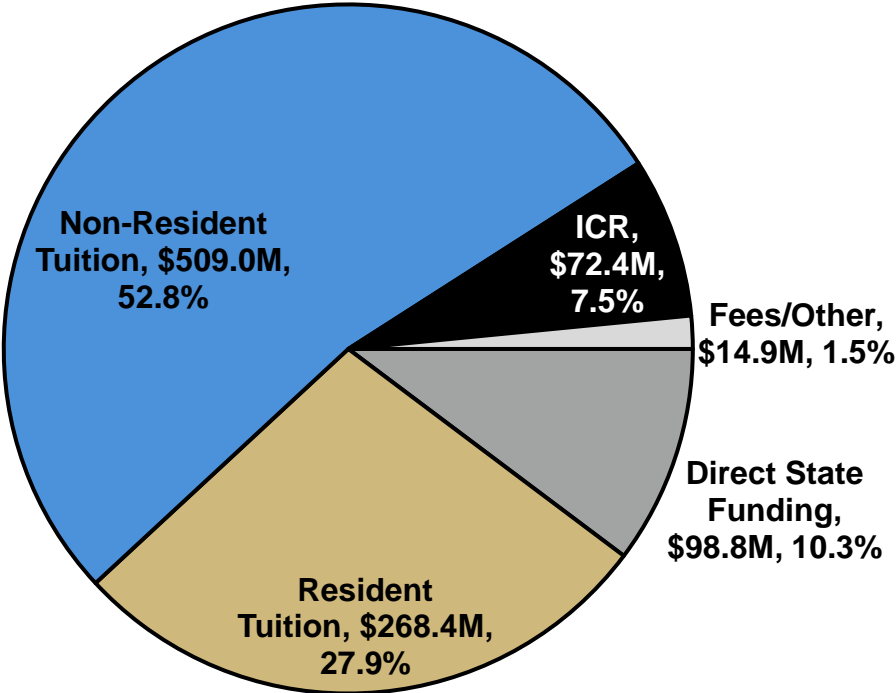
Total Current Funds Budget = \$2.01 Billion



University of Colorado
Boulder | Colorado Springs | Denver | Anschutz Medical Campus

*Includes the amount estimated to be spent in FY 2021-22 of, \$69.0 million from Higher Education Emergency Relief Funds

CU Boulder FY 2021-22 Education & General Budget Sources of Revenue



Total Education & General Budget = \$963.4 Million

CU Boulder – Enrollment Request Year Projection

Headcount Enrollment*	FY 2020-21 Adjusted Base	FY 2021-22 Projection	Count Change	Percent Change
Resident Undergraduate	17,105	17,325	220	1.3%
Non-Resident Undergraduate	11,873	12,161	288	2.4%
Domestic	10,719	10,981	262	2.4%
International	1,154	1,181	27	2.3%
Resident Graduate	3,783	4,046	263	7.0%
Non-Resident Graduate	2,214	2,287	73	3.3%
Domestic	1,203	1,243	40	3.3%
International	1,011	1,043	32	3.2%
Total Resident	20,888	21,371	483	2.3%
Total Non-Resident	14,087	14,448	361	2.6%
Total Enrollment	34,975	35,819	844	2.4%

Of the projected 35,819 total students in FY 2021-22, 10,450 are new students and 25,369 are retained students.

*Includes degree seeking students with state reportable hours only.

UCCS

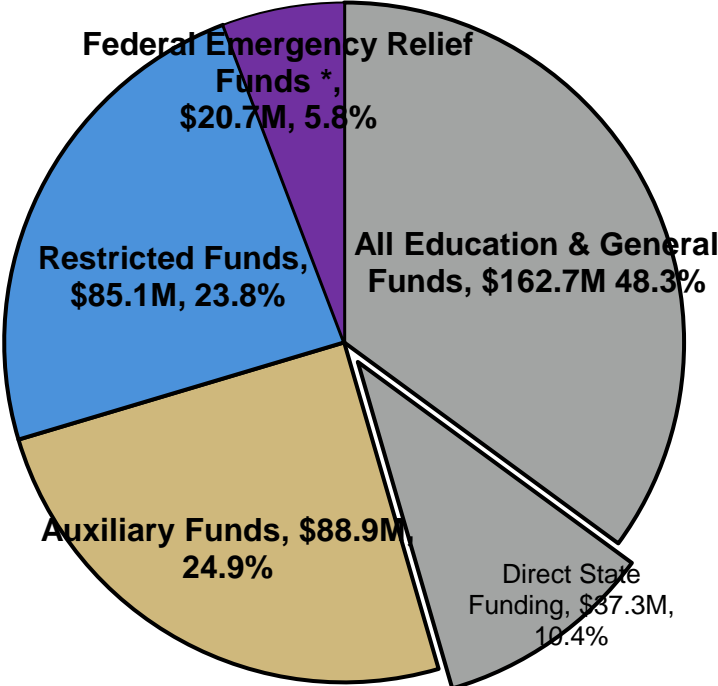


University of Colorado

Boulder | Colorado Springs | Denver | Anschutz Medical Campus

FOUR CAMPUSES UNITED

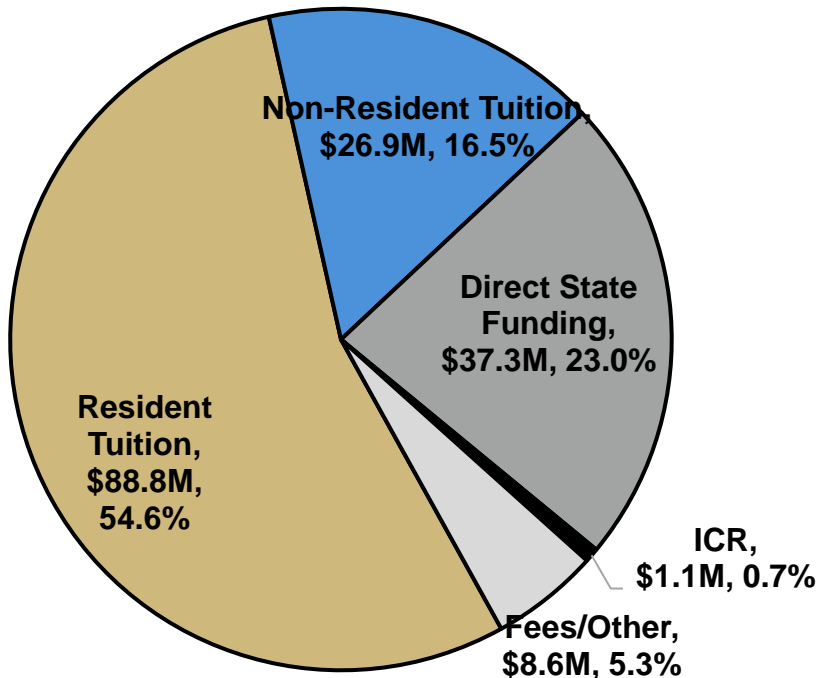
UCCS FY 2021-22 Total Current Funds Budget



Total Current Funds Budget = \$337.6 Million

*Includes the amount estimated to be spent in FY 2021-22 of, \$20.7 million from Higher Education Emergency Relief Funds.

UCCS FY 2021-22 Education & General Budget Sources of Revenue



Total Education & General Budget = \$162.7 Million



UCCS – Enrollment Request Year Projection

Headcount Enrollment*	FY 2020-21 Adjusted	FY 2021-22 Projection	Count Change	Percent Change
Resident Undergraduate	8,532	8,250	(282)	-3.30%
Non-Resident Undergraduate	1,235	1,193	(42)	-3.40%
Domestic	1,169	1,129	(40)	-3.40%
International	66	64	(2)	-3.35%
Resident Graduate	1,682	1,682	0	0.00%
Non-Resident Graduate	298	298	0	0.00%
Domestic	219	219	0	0.00%
International	79	79	0	0.00%
Total Undergrad	9,767	9,443	(324)	-3.31%
Total Graduate	1,980	1,980	0	0.00%
Total Resident	10,214	9,932	(282)	-2.76%
Total Non-Resident	1,533	1,491	(42)	-2.74%
Total Enrollment	11,747	11,423	(324)	-2.75%

Of the projected 11,423 total students in FY 2021-22, 4,149 are new students and 7,377 are retained students.

*Includes degree and non-degree seeking students with state reportable hours only

CU Denver

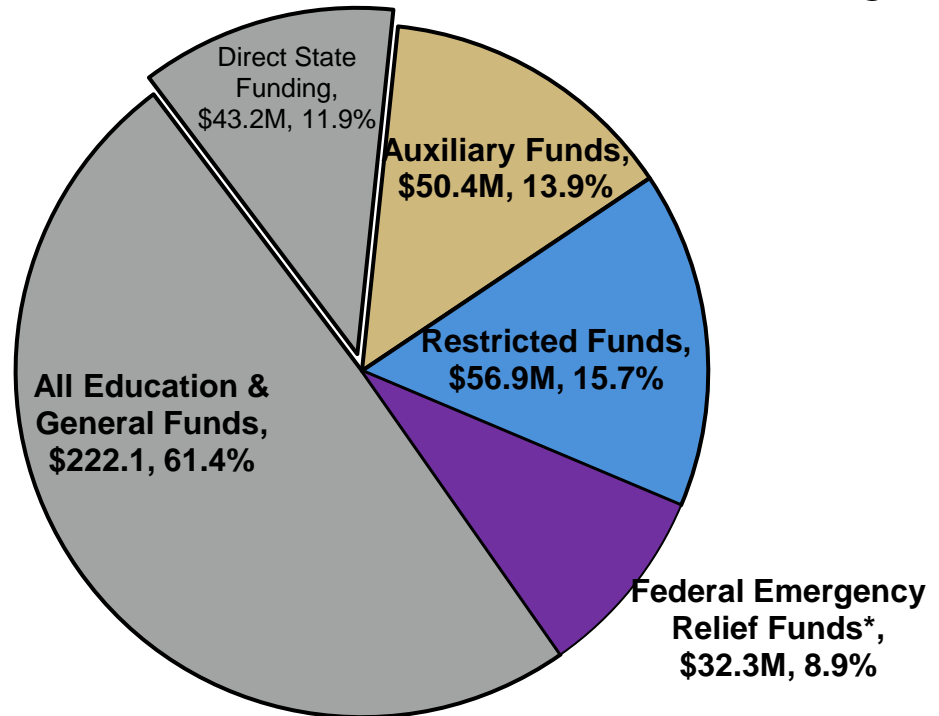


University of Colorado

Boulder | Colorado Springs | Denver | Anschutz Medical Campus

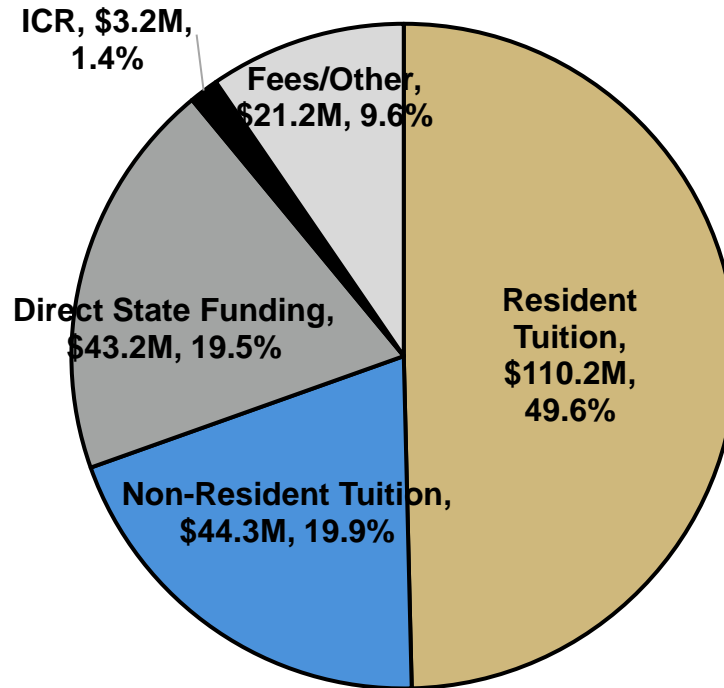
FOUR CAMPUSES UNITED

CU Denver FY 2021-22 Total Current Funds Budget



Total Current Funds Budget = \$361.8 Million

CU Denver FY 2021-22 Education & General Budget Sources of Revenue



Total Education & General Budget = \$222.1 Million



CU Denver – Enrollment Request Year Projection

Headcount Enrollment*	FY 2020-21 Adjusted Base	FY 2021-22 Projection	Count Change	Percent Change
Resident Undergraduate	9,226	8,810	-416	-4.5%
Non-Resident Undergraduate	1,386	1,336	-50	-3.6%
Domestic	900	847	-53	-5.9%
International	486	489	3	0.6%
Resident Graduate	3,813	3,915	102	2.7%
Non-Resident Graduate	737	714	-23	-3.1%
Domestic	424	430	6	1.4%
International	313	284	-29	-9.3%
Total Resident	13,039	12,725	-314	-2.4%
Total Non-Resident	2,123	2,050	-73	-3.4%
Total Enrollment	15,162	14,775	-387	-2.6%

Of the projected 14,775 total students in FY 2021-22, 3,808 are new students and 10,968 are retained students.

Note:

*Includes degree and non-degree seeking students with state reportable hours only.



University of Colorado

Boulder | Colorado Springs | Denver | Anschutz Medical Campus

FOUR CAMPUSES UNITED

CU Anschutz Medical Campus

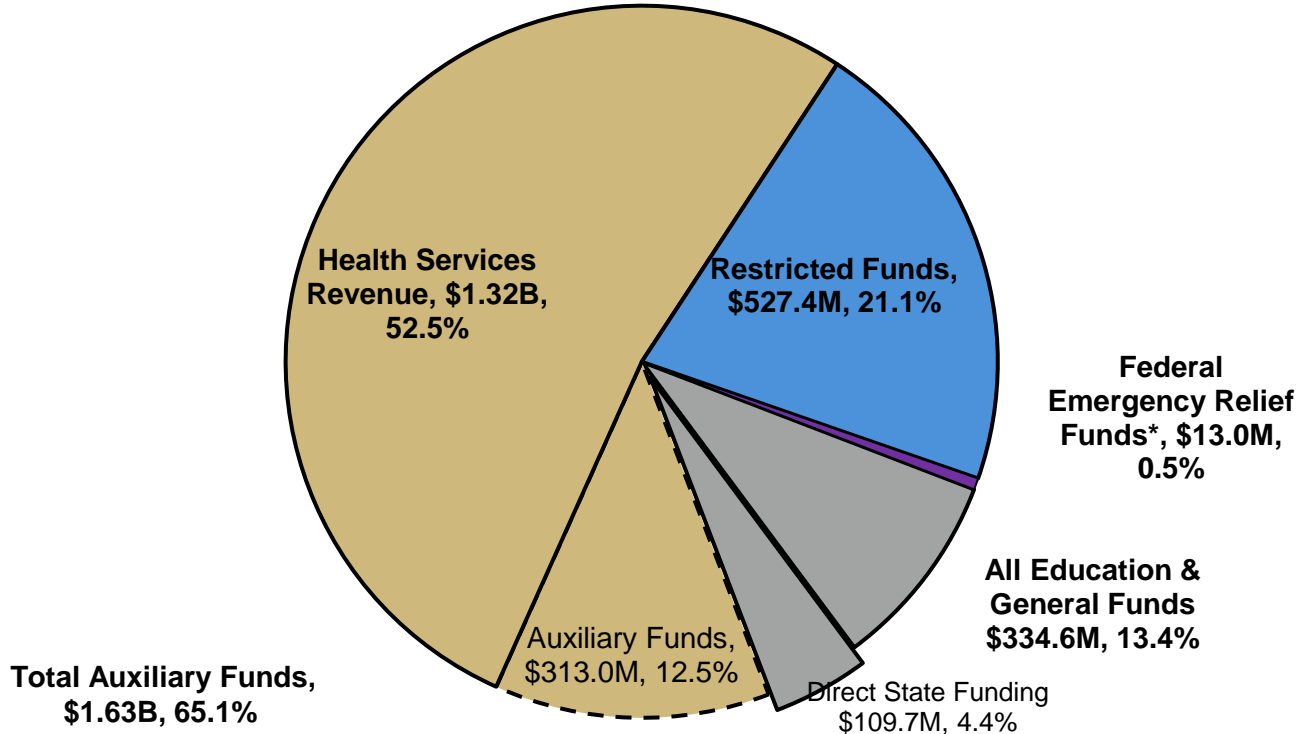


University of Colorado

Boulder | Colorado Springs | Denver | Anschutz Medical Campus

FOUR CAMPUSES UNITED

CU Anschutz Medical Campus FY 2021-22 Total Current Funds Budget

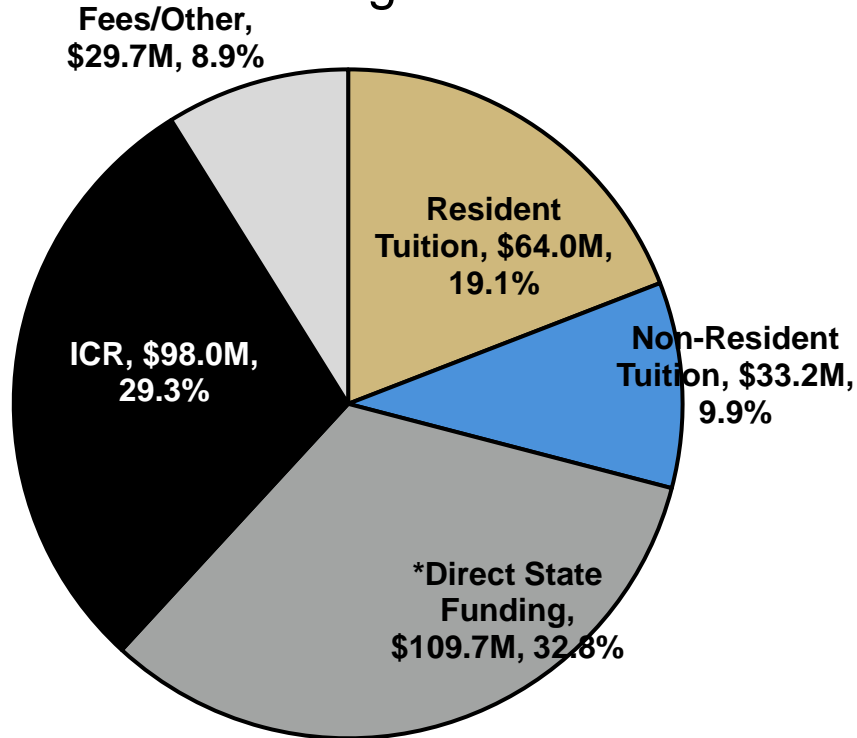


Total Current Funds Budget = \$2.51 Billion



*Includes the amount estimated to be spent in FY 2021-22 of \$13.0 million from Higher Education Emergency Relief Funds.

CU Anschutz Medical Campus FY 2021-22 Education & General Budget Sources of Revenue



Total Education & General Budget = \$334.6 Million

*Direct State Funding includes \$25.7 M from the Tobacco MSA and Marijuana Tax cash funds for specific purposes



University of Colorado

Boulder | Colorado Springs | Denver | Anschutz Medical Campus

FOUR CAMPUSES UNITED

CU Anschutz – Enrollment, Request Year Projection

Headcount Enrollment*	FY 2020-21 Adjusted (Census)	FY 2021-22 Projection	Count Change	Percent Change
Resident Undergraduate	438	461	23	5.3%
Non-Resident Undergraduate	32	28	-4	-12.5%
Domestic	31	28	-3	-9.7%
International	1	0	-1	-100.0%
Resident Graduate	3,074	3,142	68	2.2%
Non-Resident Graduate	978	913	-65	-6.6%
Domestic	898	849	-49	-5.4%
International	80	64	-16	-20.0%
Total Undergraduate	470	489	19	4.0%
Total Graduate	4,052	4,055	3	0.1%
Total Resident	3,512	3,603	91	2.6%
Total Non-Resident	1,010	941	-69	-6.8%
Total Headcount	4,522	4,544	22	0.5%

Of the projected 4,544 total students in FY 2021-22, 1,261 are new students and 3,283 are retained students.

*Includes School of Public Health enrollment at UNC and CSU

In addition to headcount changes, there are changes in credit hour load that may affect tuition revenue

International student data is not forecasted, actuals are reported in census



University of Colorado

Boulder | Colorado Springs | Denver | Anschutz Medical Campus

FOUR CAMPUSES UNITED

System Administration

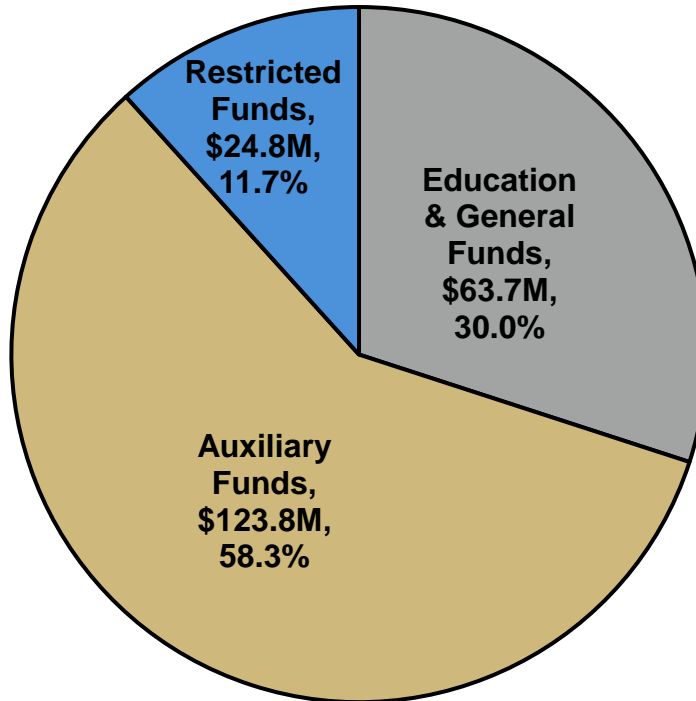


University of Colorado

Boulder | Colorado Springs | Denver | Anschutz Medical Campus

FOUR CAMPUSES UNITED

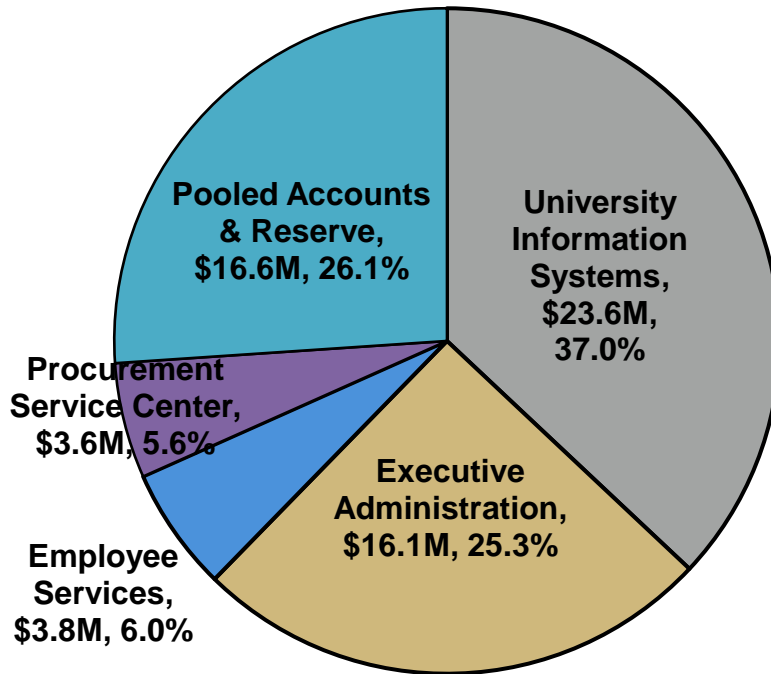
System Administration FY 2021-22 Total Current Funds Budget



Total Current Funds Budget = \$212.4 Million



System Administration FY 2021-22 Campus Support Budget by Department



Total Education & General Budget = \$63.7 Million

