

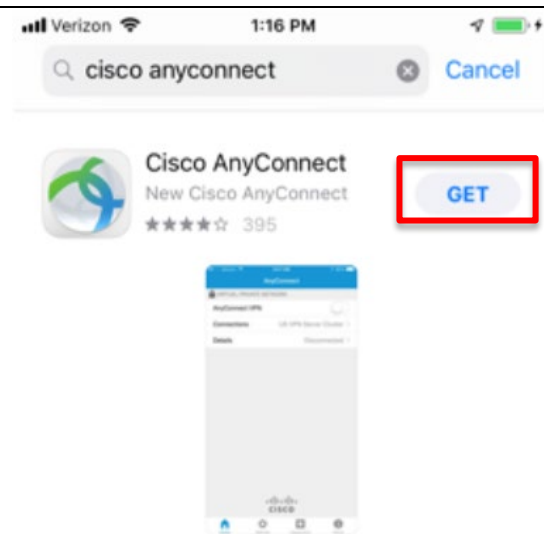
Configuring Cisco AnyConnect VPN for iOS

PURPOSE:

- How to Install and Configure Cisco AnyConnect VPN

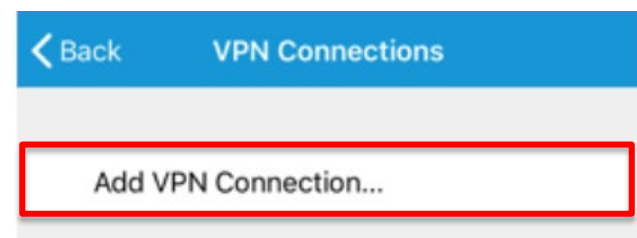
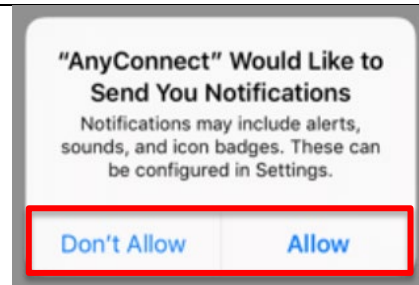
HOW TO CONFIGURING CISCO ANYCONNECT VPN for iOS:

From the Home Screen, navigate to the App Store, then **search Cisco AnyConnect**. Click **Get**, and then **Install**.



At the pop-up, decide if you would like the Cisco AnyConnect VPN to be able to send you notifications.

After that, **click Connections**, then **Add VPN Connection...**



University of Colorado

Boulder | Colorado Springs | Denver | Anschutz Medical Campus

UNIVERSITY INFORMATION SYSTEMS

Contact UIS

Call: 303-860-4357

Email: help@cu.edu

Under the Add VPN Connection, in the **Server Address** box enter **vpn01.cu.edu**, then **click Save**.

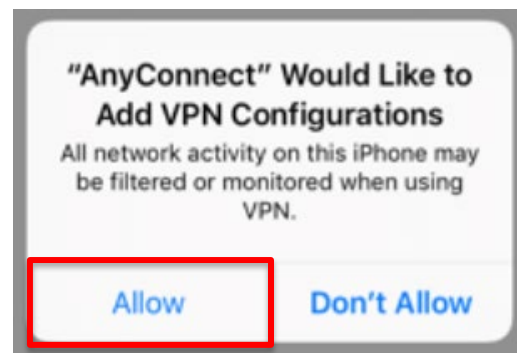
In the window that pops up, click **Allow**.

Cancel Add VPN Connection Save

Description Optional

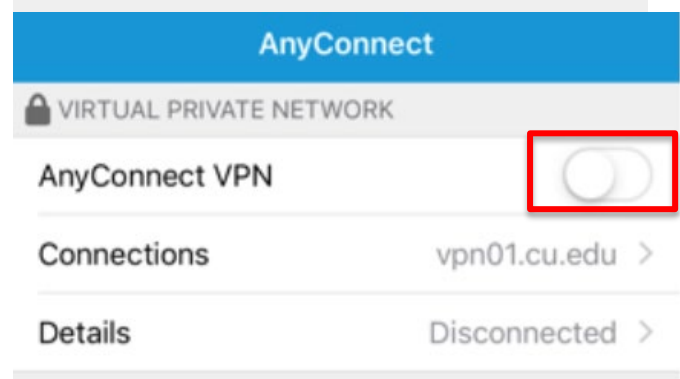
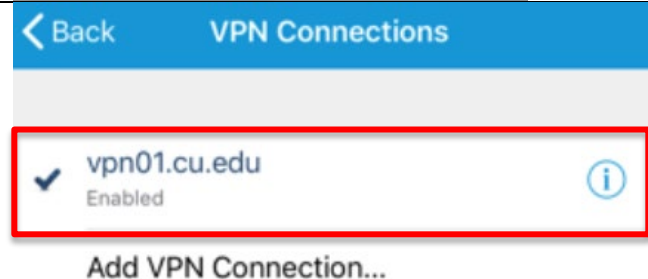
Server Address vpn01.cu.edu

Advanced >



In VPN Connections, select the new connection you just added, it should be called **vpn01.cu.edu**.

In that window, **select the toggle** to turn on the VPN.



University of Colorado

Boulder | Colorado Springs | Denver | Anschutz Medical Campus

UNIVERSITY INFORMATION SYSTEMS

Contact UIS

Call: 303-860-4357

Email: help@cu.edu

UIS SERVICE DESK

VPN

Next, you will need to **enter your CU username and password** in the fields provided, then **click Connect** in the top right.

Cancel Authentication **Connect**

Please enter your username and password.

Group: CU-System-VPN >

Username: username

Password: ●●●●●●●●

You may get a popup saying that the configuration will be renamed, **click OK**.

AnyConnect

VPN configuration created by user will be renamed to avoid a name conflict with imported configuration when it is disconnected.

OK

You are now connected! You will see a VPN icon in the top left of the screen. Click the toggle again to turn the VPN off again.

AnyConnect

VIRTUAL PRIVATE NETWORK

AnyConnect VPN

Connections vpn01.cu.edu >

Details Connected >



University of Colorado

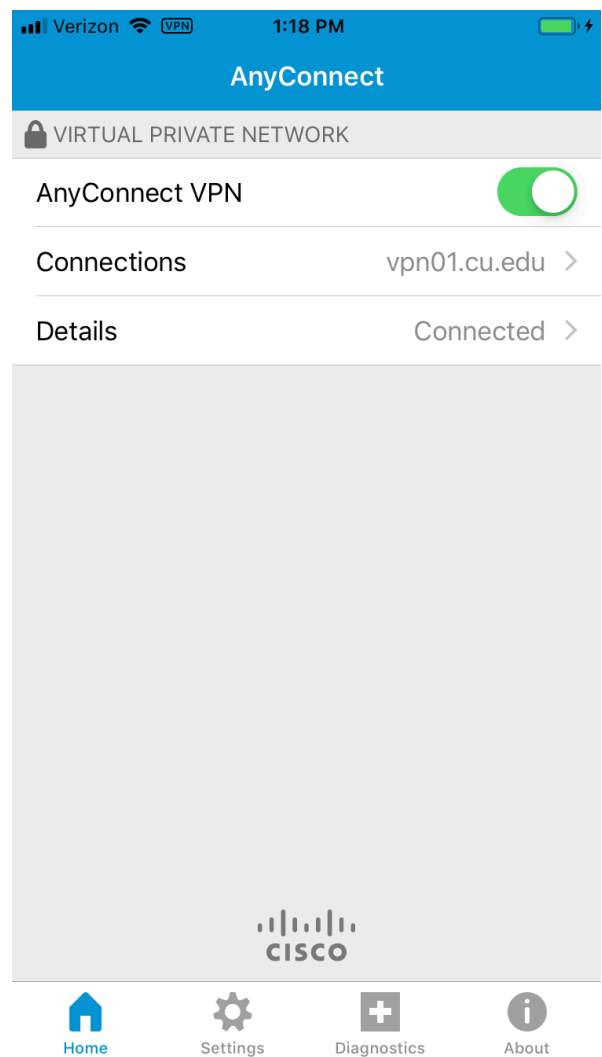
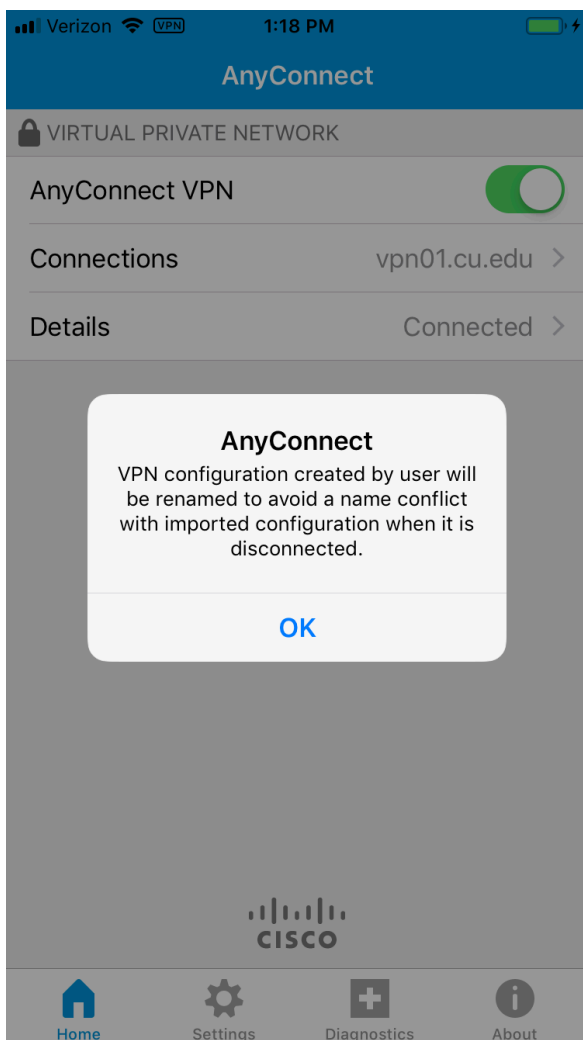
Boulder | Colorado Springs | Denver | Anschutz Medical Campus

UNIVERSITY INFORMATION SYSTEMS

Contact UIS

Call: 303-860-4357

Email: help@cu.edu



UIS SERVICE DESK

VPN



University of Colorado

Boulder | Colorado Springs | Denver | Anschutz Medical Campus

UNIVERSITY INFORMATION SYSTEMS

Contact UIS

Call: 303-860-4357

Email: help@cu.edu