


Connecting to CUSystem Wifi on iOS

PURPOSE:

- Connect to CUSystem Wireless

HOW TO CONNECT TO CUSYSTEM WIRELESS ON AN IPHONE OR IPAD:

From the home screen, **click the Settings Icon.**



University of Colorado

Boulder | Colorado Springs | Denver | Anschutz Medical Campus

UNIVERSITY INFORMATION SYSTEMS

Contact UIS

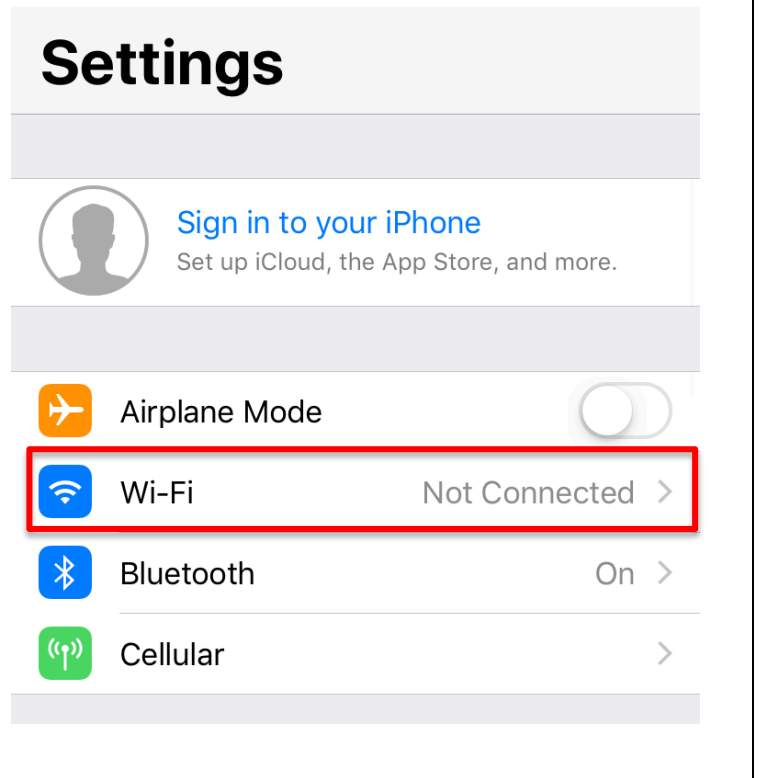
Call: (303) 860-4357

Email: help@cu.edu

UIS SERVICE DESK

WIRELESS & NETWORK

In the Settings App, click on the **Wi-Fi** menu.



University of Colorado

Boulder | Colorado Springs | Denver | Anschutz Medical Campus

UNIVERSITY INFORMATION SYSTEMS

Contact UIS

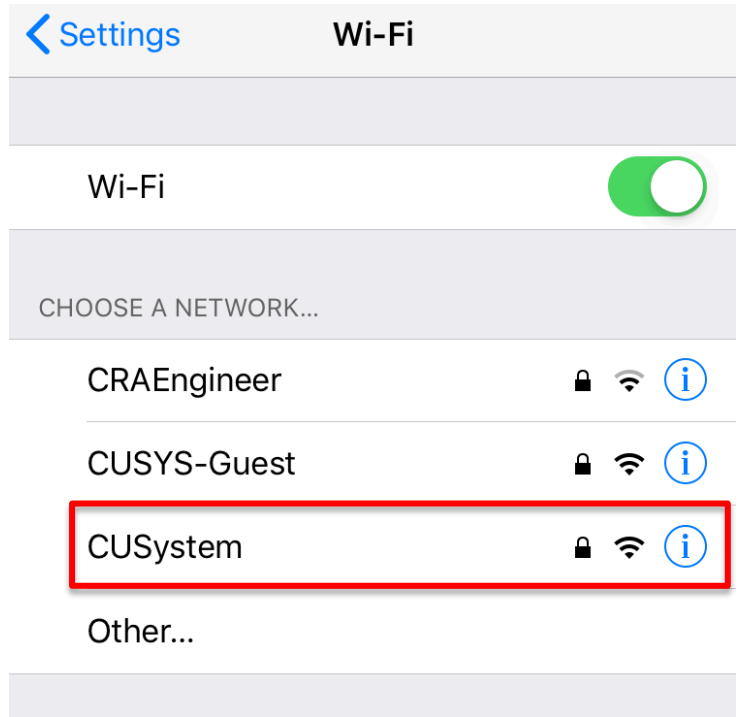
Call: (303) 860-4357

Email: help@cu.edu

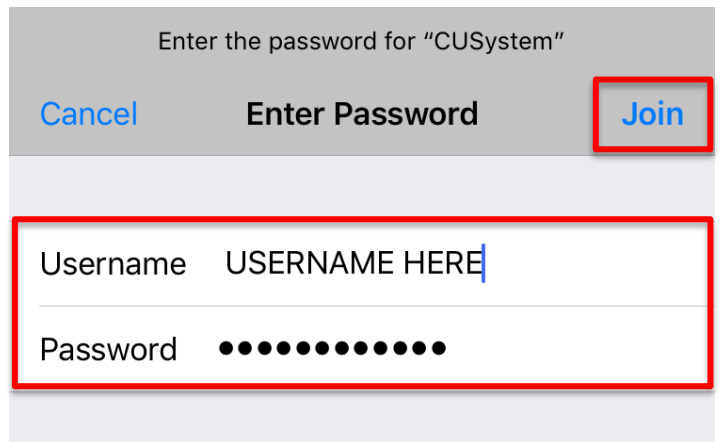
UIS SERVICE DESK

WIRELESS & NETWORK

Select CUSystem from the menu.



On the login screen that pops up, **enter your CUSystem username and password. Press Join.**



University of Colorado

Boulder | Colorado Springs | Denver | Anschutz Medical Campus

UNIVERSITY INFORMATION SYSTEMS

Contact UIS

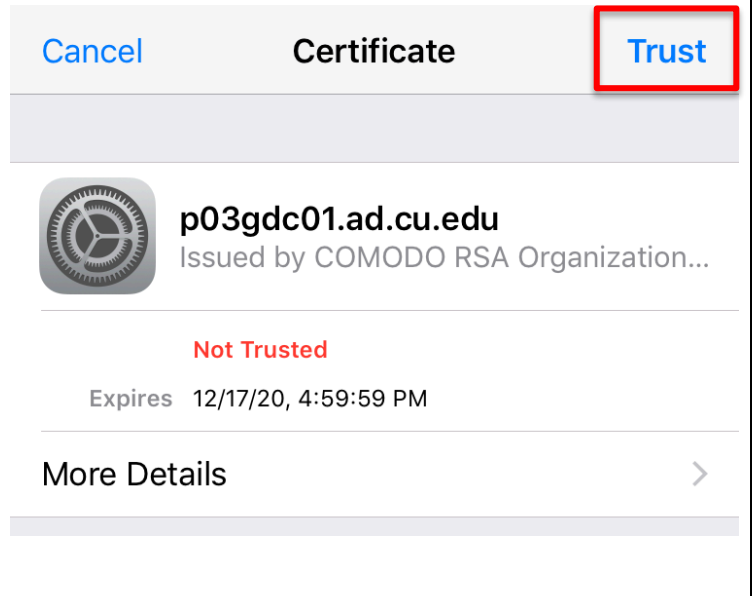
Call: (303) 860-4357

Email: help@cu.edu

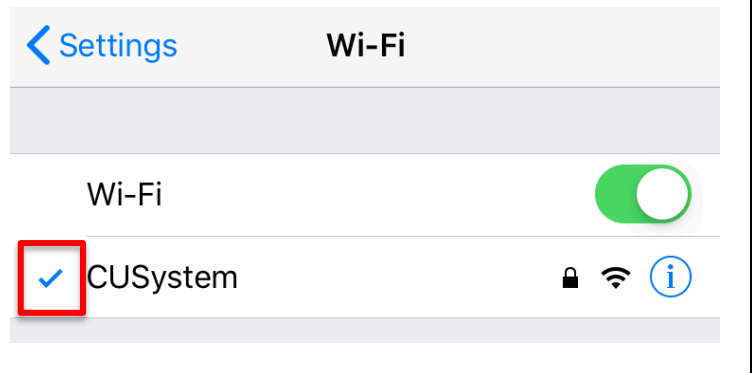
UIS SERVICE DESK

WIRELESS & NETWORK

When you get to the Certificate Trust screen, **click Trust** in the top right.



If you see the blue check mark on the left of CUSystem, you have successfully connected to the CUSystem Wi-Fi.



University of Colorado

Boulder | Colorado Springs | Denver | Anschutz Medical Campus

UNIVERSITY INFORMATION SYSTEMS

Contact UIS

Call: (303) 860-4357

Email: help@cu.edu