



METRICS

Affordability & Access

Metrics with Goals

- Tuition & Mandatory Fee Rate
- Institutional Aid
- Telehealth interactions (Anschutz Only)

Related Metrics

- Alumni Earnings Compared to Annual Debt Payment Ratio
- Student Loan Default Rates
- Average Undergrad Student Debt
- Average Cost of Attendance
- Out-of-Pocket Costs
- Percentage of Total Documented Need Covered by Total Aid for Students with Need
- Total Aid for Students with Need
- High School Concurrent Enrollment
- Pre-Collegiate Development Program
- State Funding
- Patients Served by CU Anschutz Clinical Faculty



Tuition & Fees

(Resident Undergraduate Base)
Annual 6% Increase in State Funding

	2017 BASELINE	GOAL
BOULDER	\$11,531	CPI
UCCS	\$9,863	CPI
DENVER	\$10,741	CPI
ANSCHUTZ	N/A	N/A



Institutional Financial Aid

(in millions)

	2017 BASELINE	2023 GOAL
BOULDER	\$142.3	\$190.4
UCCS	\$12.0	\$13.4
DENVER	\$16.1	\$19.2
ANSCHUTZ	\$13.7	\$14.4



Telehealth Interactions

	2017 BASELINE	2023 GOAL
ANSCHUTZ	347	2,830

Tuition & Fees

(Inflation Adjusted)

■ State Funding per Res SFTE ■ Tuition & Fees ■ Res UG Freshman (Guarantee) ● State + T&F

- Undergraduate Resident Tuition and Mandatory Fees and State Support per Res SFTE
- Inflation Adjusted with CPI-Denver-Boulder-Greeley
- Annual tuition & fee goal is contingent on state funding

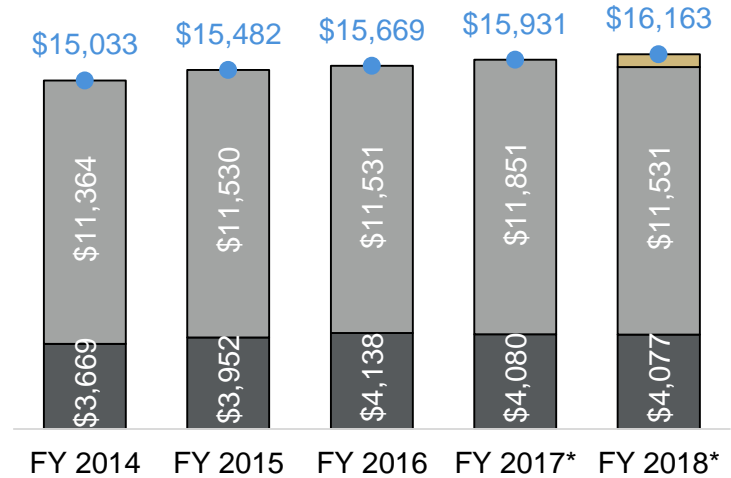


Tuition & Fees

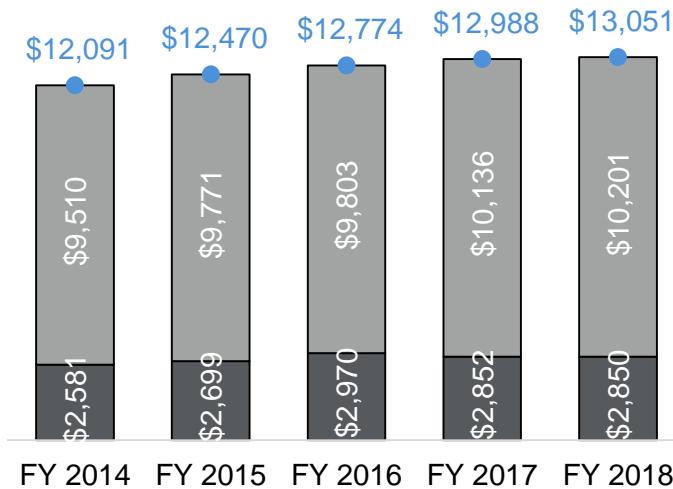
(Resident Undergraduate Base)
Annual 6% Increase in State Funding

	2017 BASELINE	GOAL
BOULDER	\$11,531	CPI
UCCS	\$9,863	CPI
DENVER	\$10,741	CPI
ANSCHUTZ	N/A	N/A

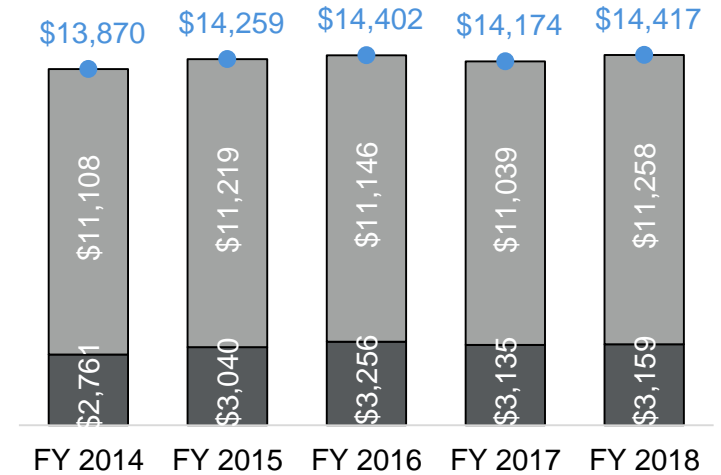
CU Boulder



UCCS



CU Denver



THIS METRIC LEADS

Average Student Loan Debt, Student Loan Default Rates, Grad Rates, Retention Rates, Credit Load by Term, Average Time to Degree

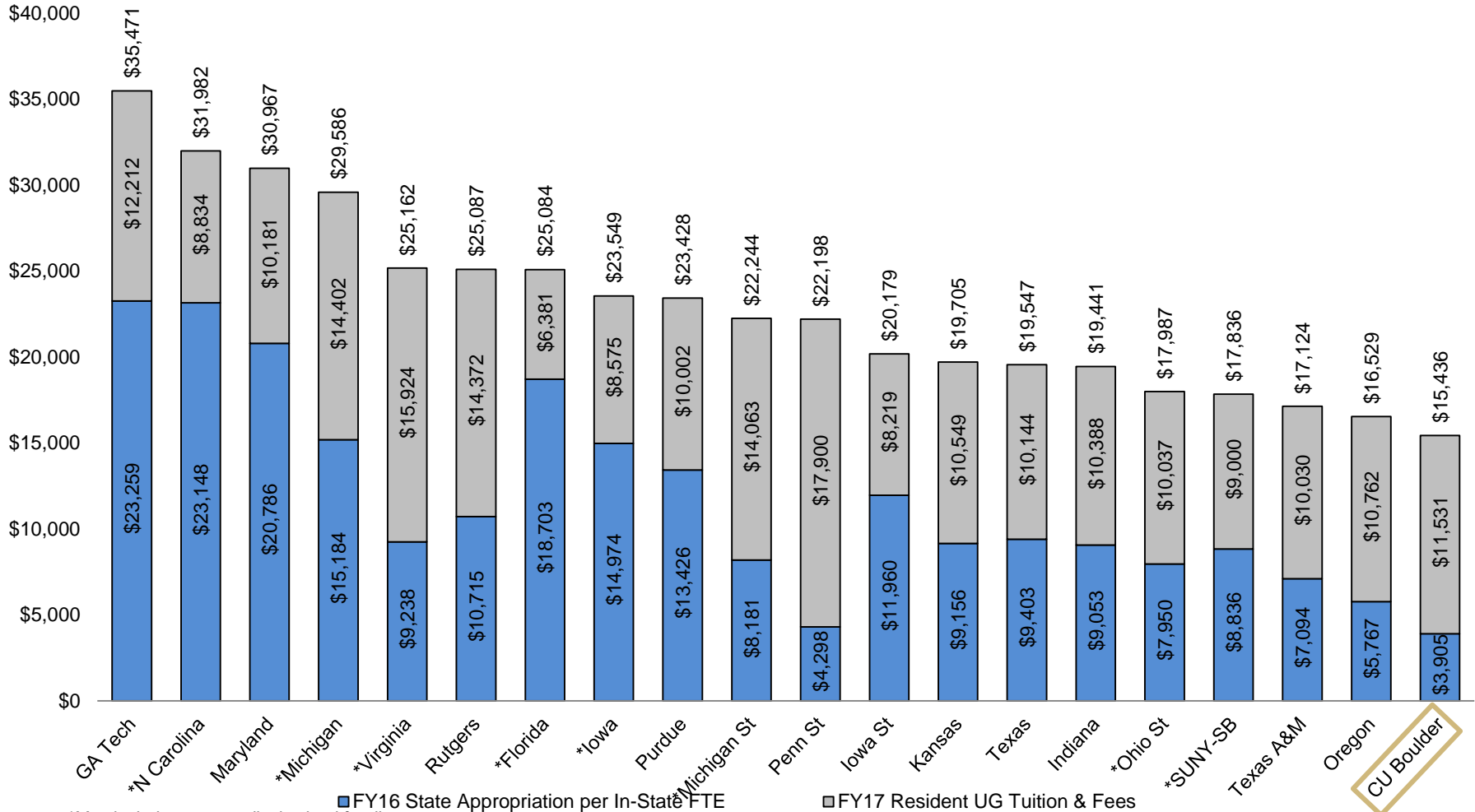
Source: CU System Office of Budget & Finance



* CU Boulder Undergraduate Resident Tuition Guarantee

State Funding + Tuition & Fees Peer Comparison

CU Boulder FY 2016 State Appropriations and FY 2017 Tuition & Fees per In-state Student FTE Compared to Peers

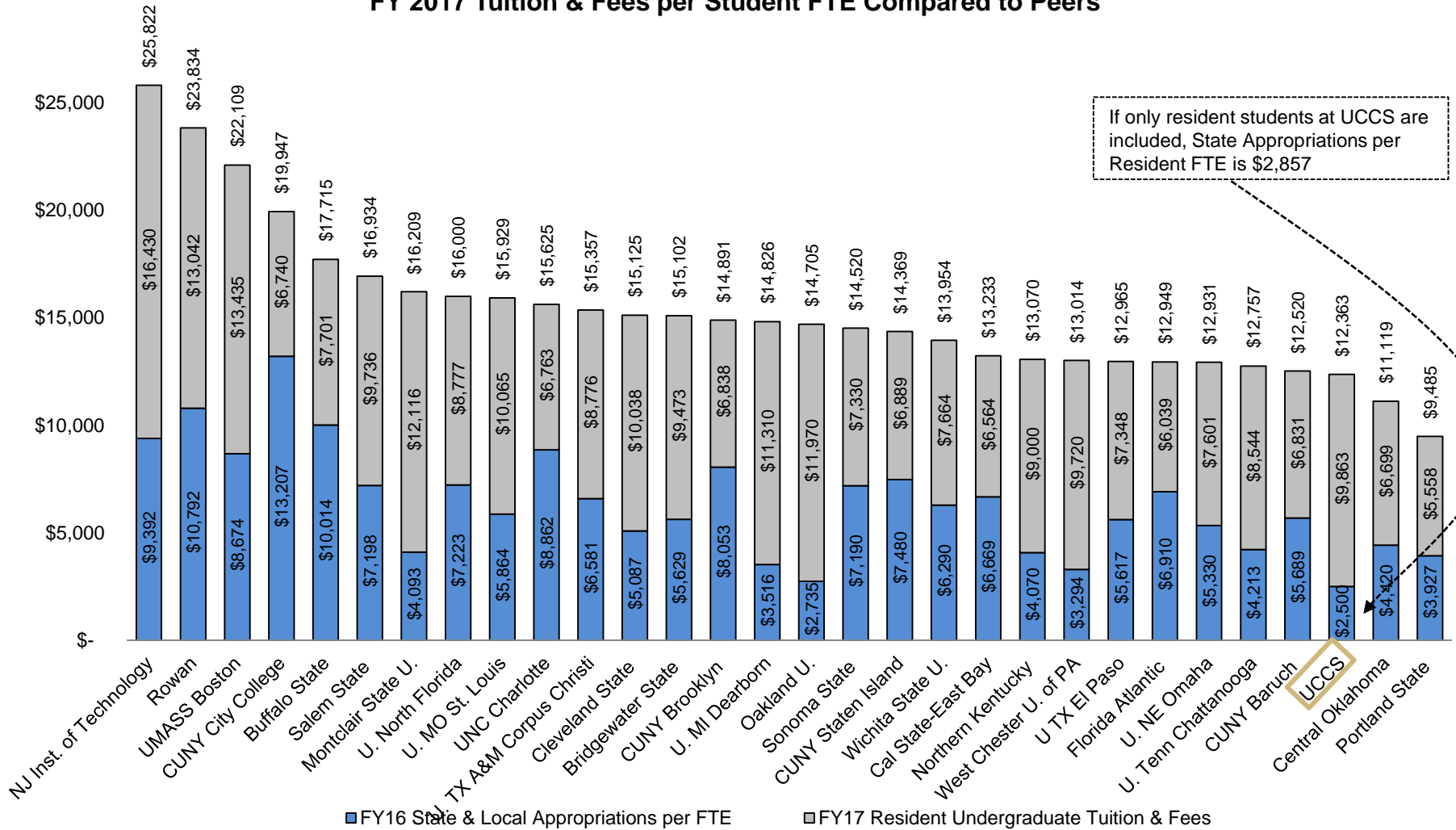


*May include some medical school funding.

Note: FY16 state appropriations and student FTE are from the CU Boulder Office of Planning, Budget and Analysis, via the American Association of Universities. Tuition & Fees direct from campus websites. Chart updated Dec 2017.

State Funding + Tuition & Fees Peer Comparison

UCCS FY 2016 State Appropriations and FY 2017 Tuition & Fees per Student FTE Compared to Peers



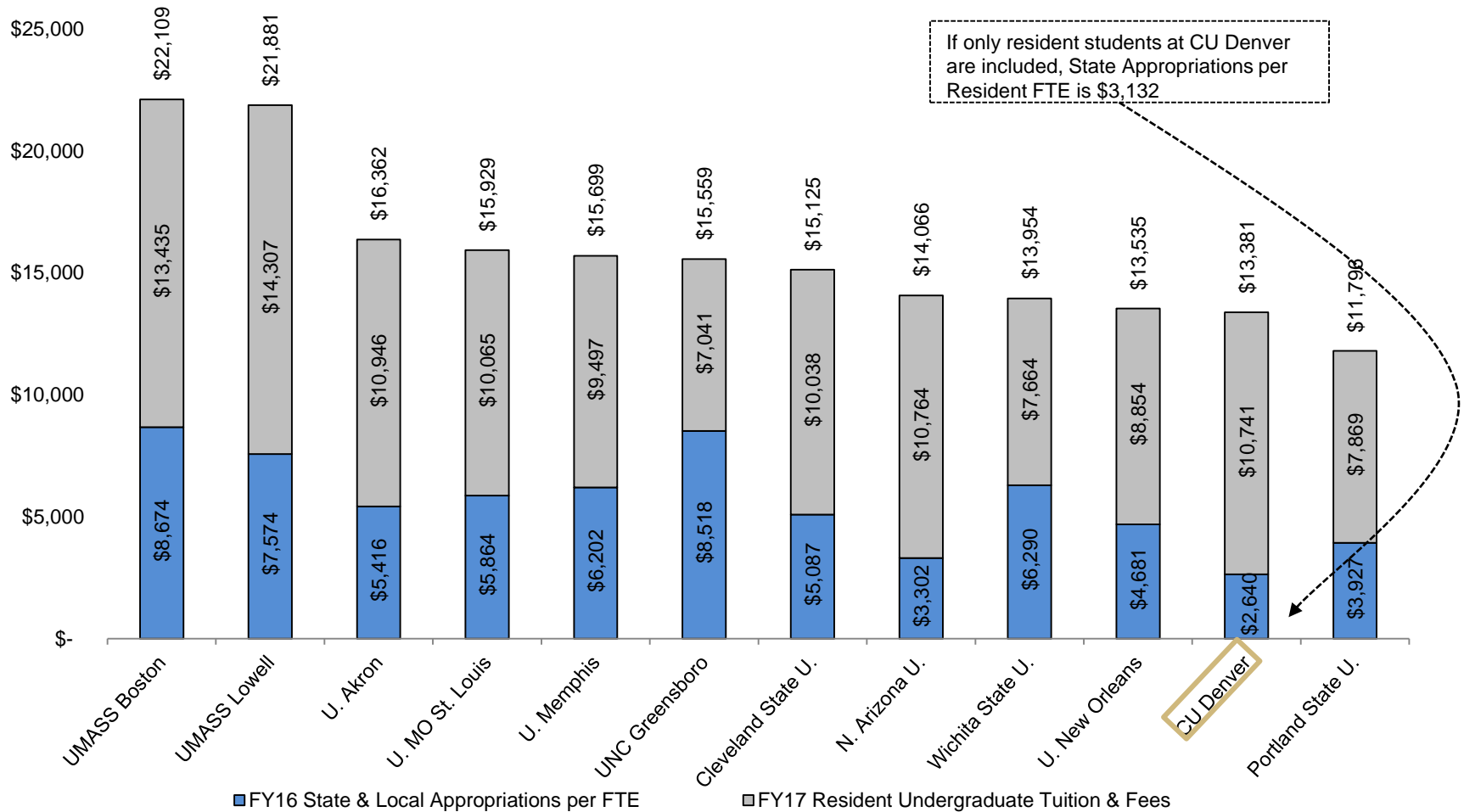
If only resident students at UCCS are included, State Appropriations per Resident FTE is \$2,857

■ FY16 State & Local Appropriations per FTE ■ FY17 Resident Undergraduate Tuition & Fees

Note: FY16 state appropriations and student FTE are the most recent IPEDS data available for peers. UCCS FY16 state appropriation is from budget data book (actual) and FY16 student FTE is from IPEDS. Tuition & Fees direct from campus websites. Chart updated Feb 2018.

State Funding + Tuition & Fees Peer Comparison

CU Denver FY 2016 State Appropriations and FY 2017 Tuition & Fees per Student FTE Compared to Peers



Note: FY16 state appropriations and student FTE are the most recent IPEDS data available for peers. CU Denver FY16 state appropriation is from budget data book (actual) and FY16 student FTE is from CDHE student FTE data submission. Tuition & Fees direct from campus websites. Chart updated Feb 2018.

Average Cost of Attendance

(Inflation Adjusted)

■ Tuition and Fees □ Other Expenses ● Total COA

- Cost of Attendance (COA) includes estimates for tuition, housing, food, books and miscellaneous expenses
- Average Cost of Attendance (COA) based on resident undergraduates applying for financial aid

Cost of Attendance (COA) includes

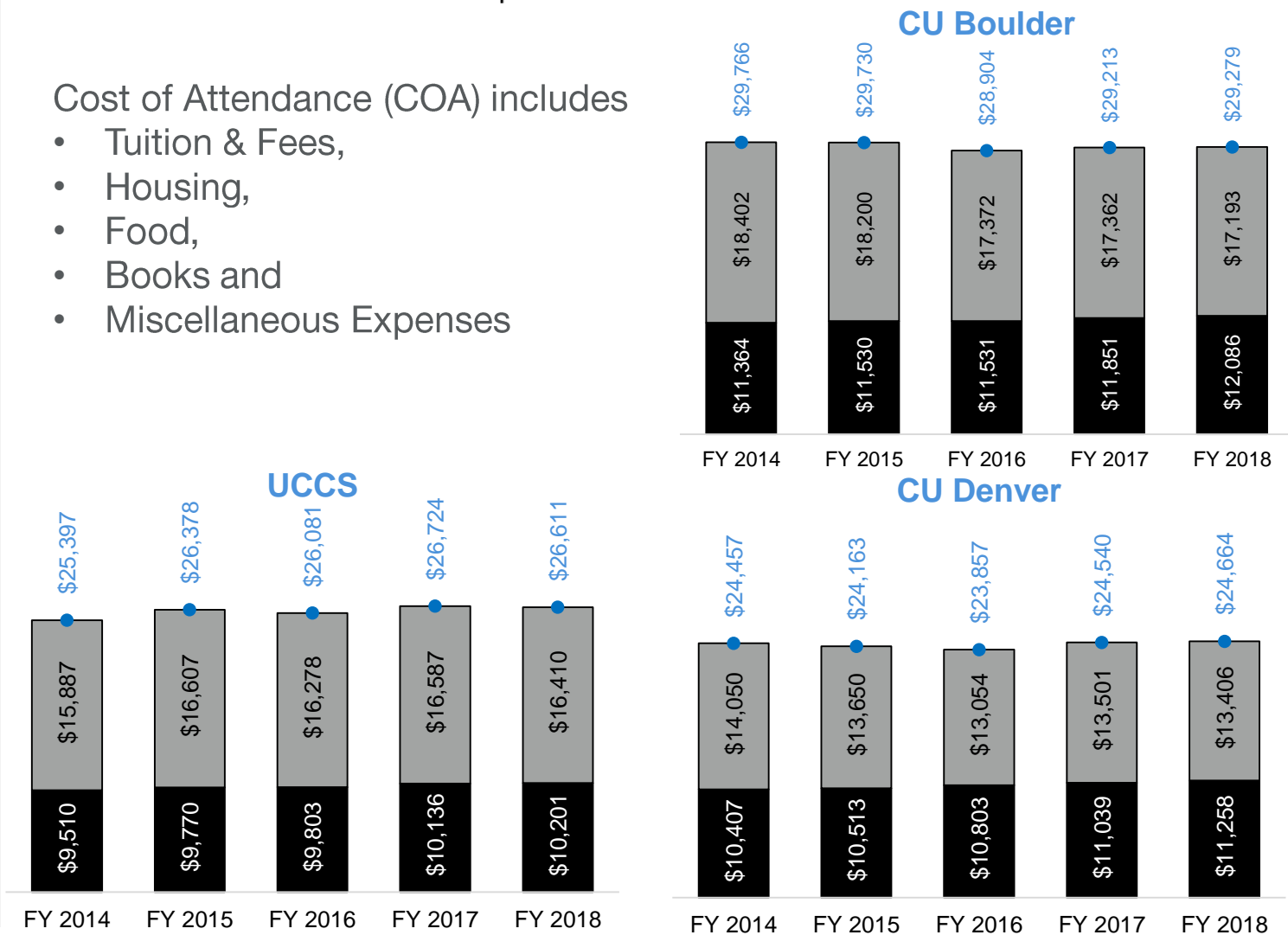
- Tuition & Fees,
- Housing,
- Food,
- Books and
- Miscellaneous Expenses

THIS METRIC LEADS →

Average Student Loan Debt, Student Loan Default Rates, Grad Rates, Retention Rates, Credit Load by Term, Average Time to Degree

Source: CU System Office of Budget & Finance

Click for Data Online



Out-of-Pocket Costs - Boulder

(Average Cost of Attendance minus Average Grant Aid (Inflation Adjusted))

- Average Cost of Attendance (COA) minus average grant aid package
- Grant aid is the sum of federal, state, institutional aid and other scholarships;
- Includes resident undergraduates applying for financial aid.

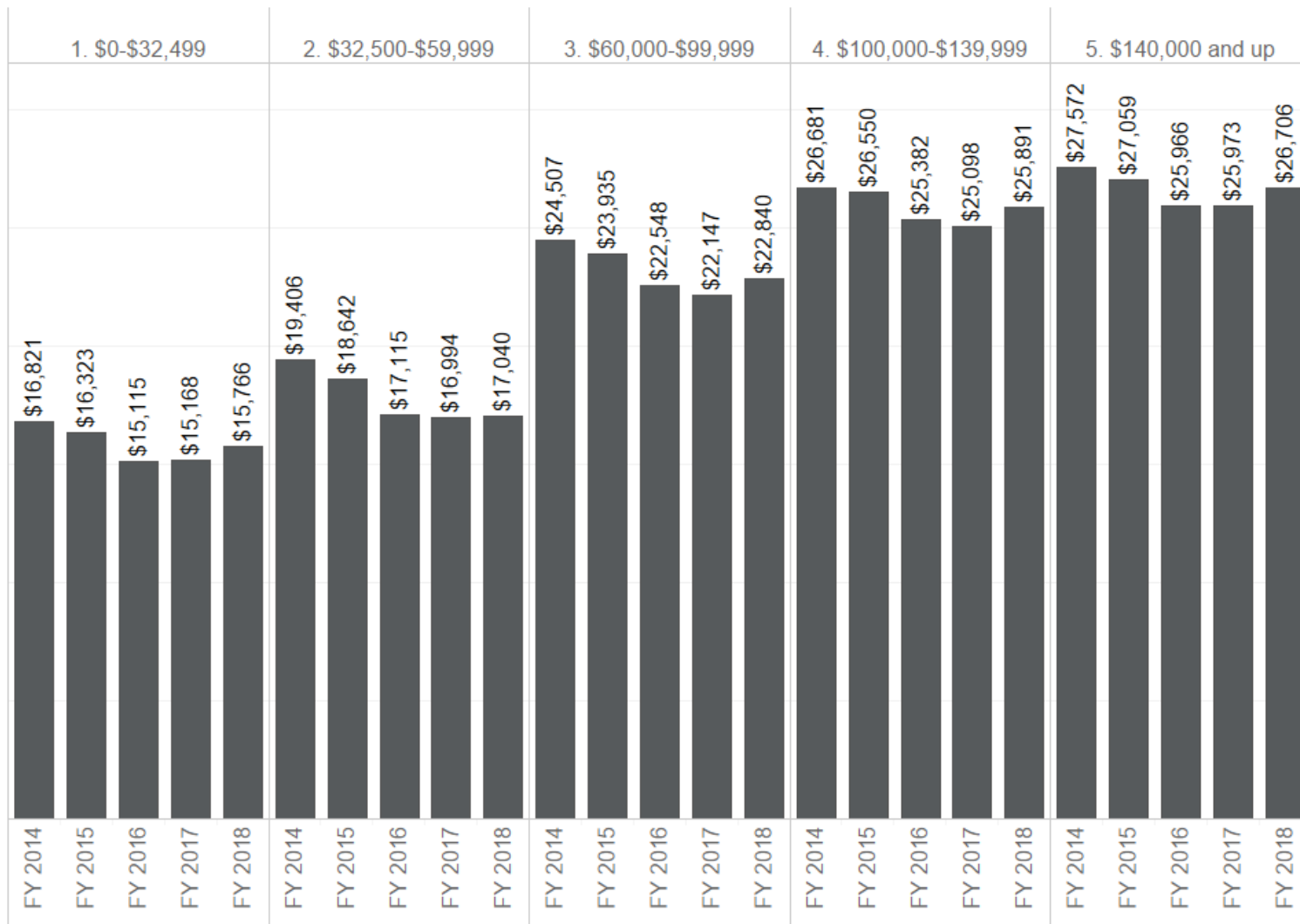
THIS METRIC LEADS 

Average Student Loan Debt, Student Loan Default Rates, Grad Rates, Retention Rates, Credit Load by Term, Average Time to Degree

Source: CU System Office of Budget & Finance

Click for Data Online 

Adjusted Gross Income (Household)



Out-of-Pocket Costs - UCCS

(Average Cost of Attendance minus Average Grant Aid (Inflation Adjusted))

- Average Cost of Attendance (COA) minus average grant aid package
- Grant aid is the sum of federal, state, institutional aid and other scholarships;
- Includes resident undergraduates applying for financial aid.

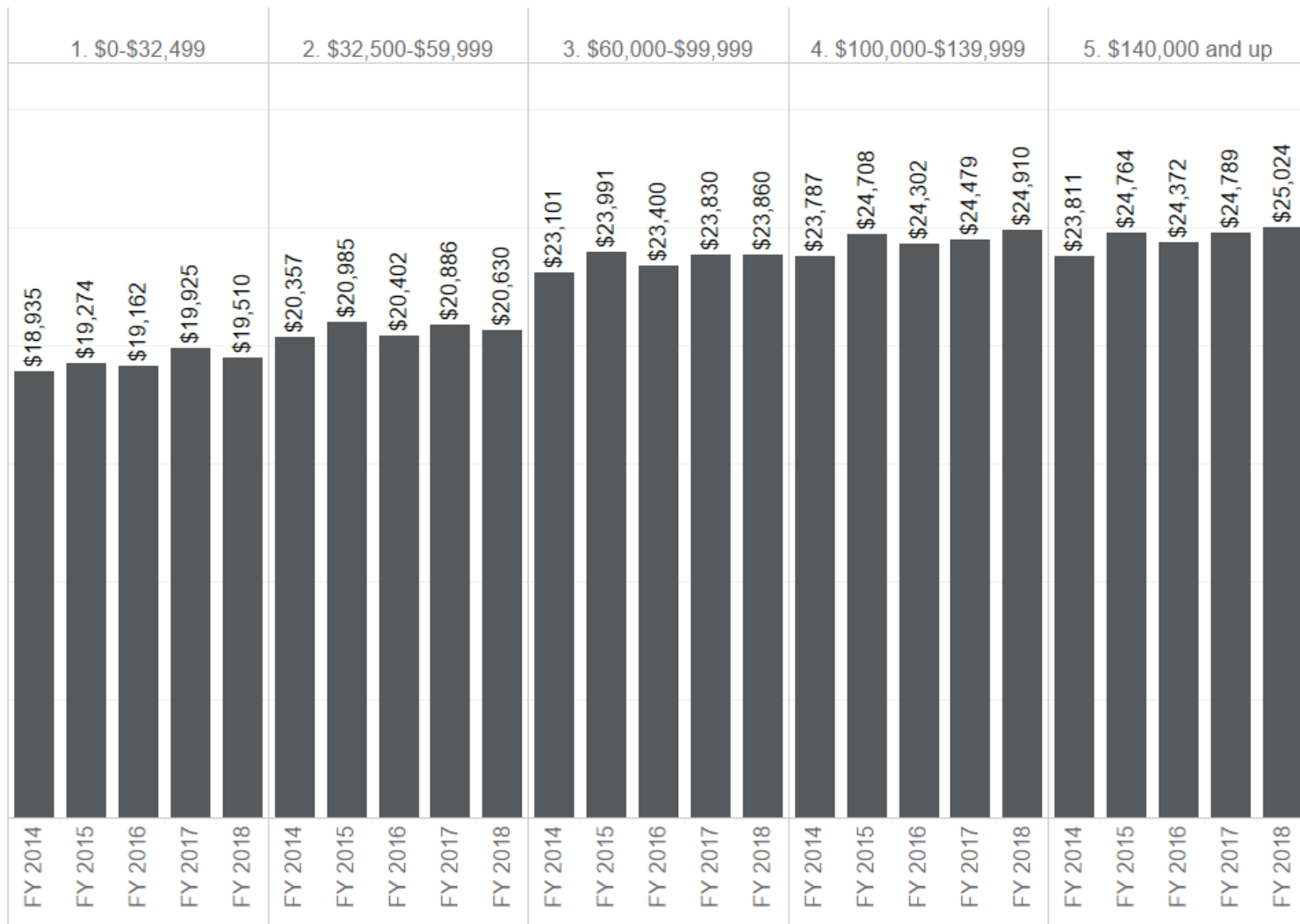
THIS METRIC LEADS 

Average Student Loan Debt, Student Loan Default Rates, Grad Rates, Retention Rates, Credit Load by Term, Average Time to Degree

Source: CU System Office of Budget & Finance

Click for Data Online 

Adjusted Gross Income (Household)



Out-of-Pocket Costs - Denver

(Average Cost of Attendance minus Average Grant Aid (Inflation Adjusted))

- Average Cost of Attendance (COA) minus average grant aid package
- Grant aid is the sum of federal, state, institutional aid and other scholarships;
- Includes resident undergraduates applying for financial aid.

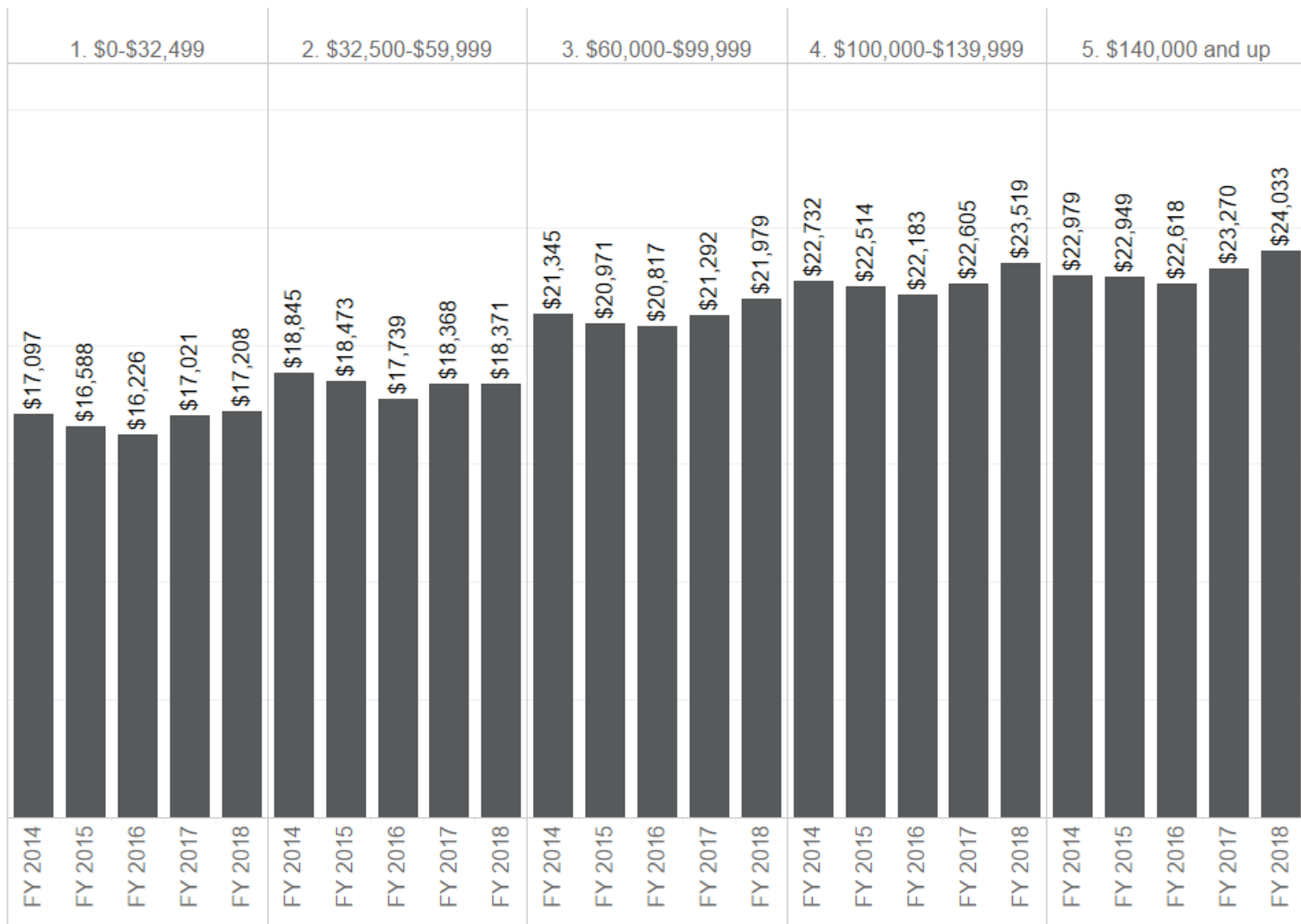
THIS METRIC LEADS 

Average Student Loan Debt, Student Loan Default Rates, Grad Rates, Retention Rates, Credit Load by Term, Average Time to Degree

Source: CU System Office of Budget & Finance

Click for Data Online 

Adjusted Gross Income (Household)

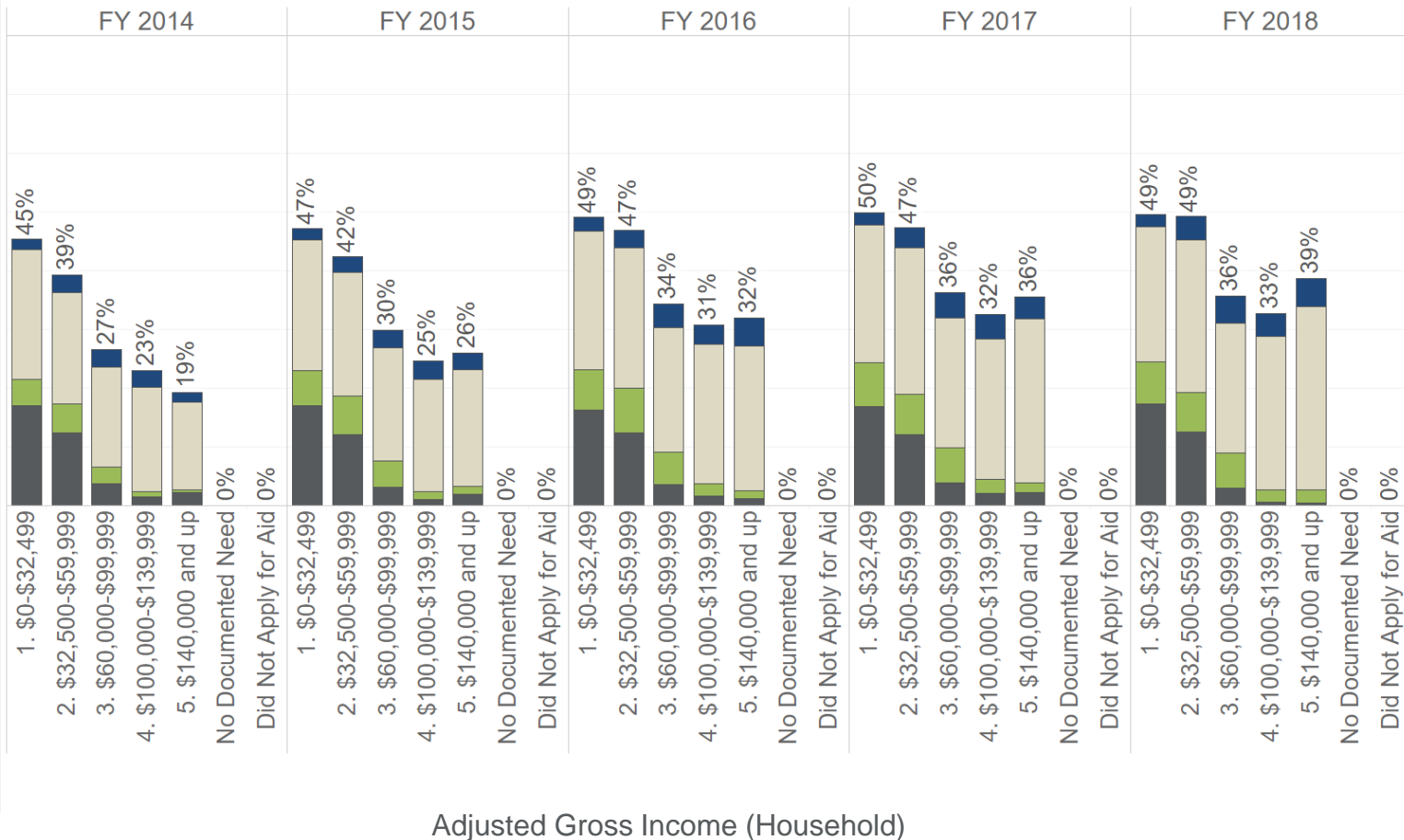


Percentage of Documented Need Covered (Cost of Attendance minus Expected Family Contribution)

Boulder

- Total number of students with need is defined as Cost of Attendance (COA) minus Expected Family Contribution (EFC) being greater than zero; Income range based on Adjusted Gross Income (AGI);

Federal Grants
 State Grants
 Inst Aid
 Other Scholarship



THIS METRIC LEADS

Average Student Loan Debt, Student Loan Default Rates, Grad Rates, Retention Rates, Credit Load by Term, Average Time to Degree

Source: CU System Office of Budget & Finance

Click for Data Online

Adjusted Gross Income (Household)

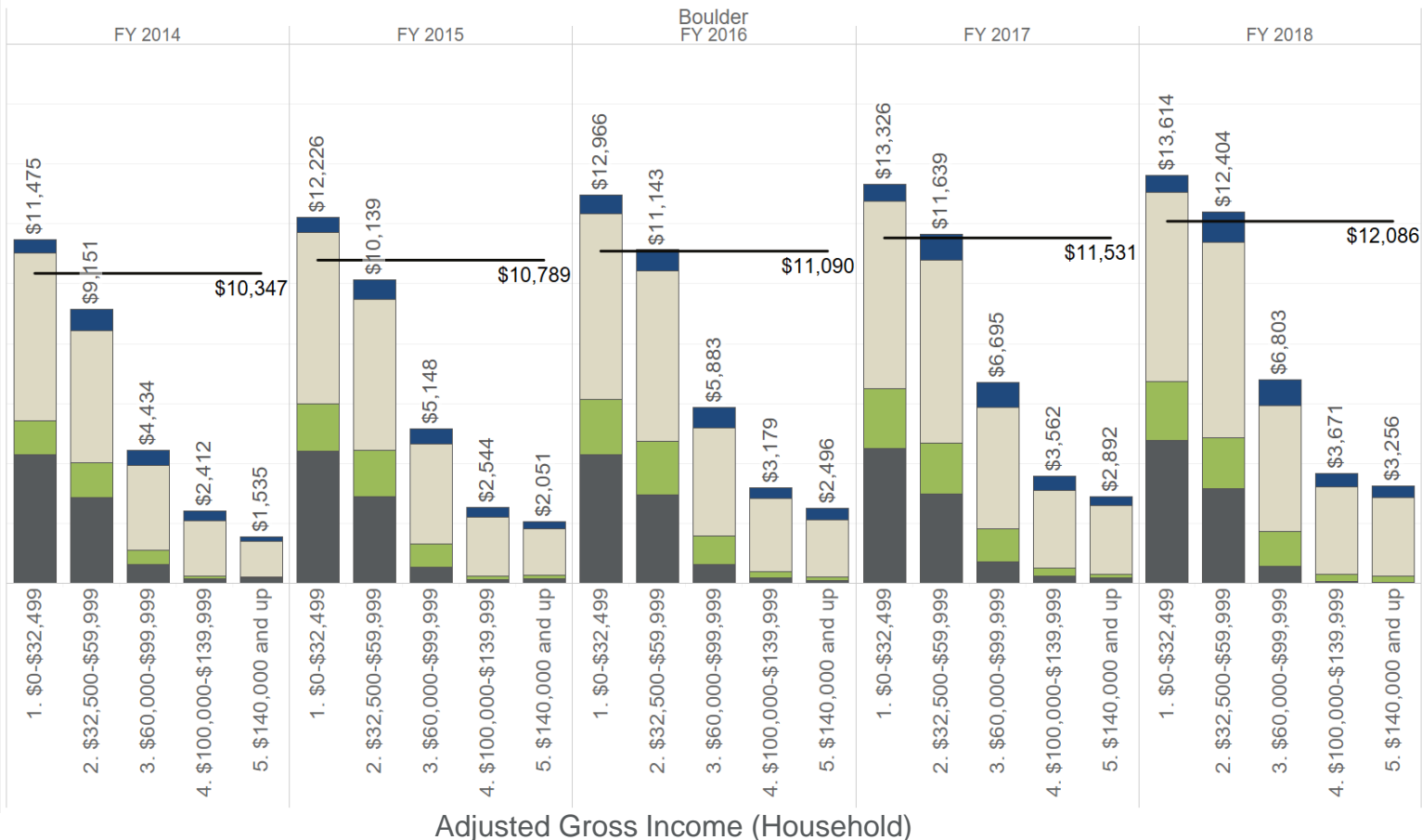
Total Aid for Students with Documented Need

(Total Aid Package compared to Tuition & Fees)

Boulder

- Total number of students with need is defined as Cost of Attendance (COA) minus Expected Family Contribution (EFC) being greater than zero; Income range based on Adjusted Gross Income (AGI);

Federal Grants
 State Grants
 Inst Aid
 Other Scholarship



THIS METRIC LEADS

Average Student Loan Debt, Student Loan Default Rates, Grad Rates, Retention Rates, Credit Load by Term, Average Time to Degree

Source: CU System Office of Budget & Finance



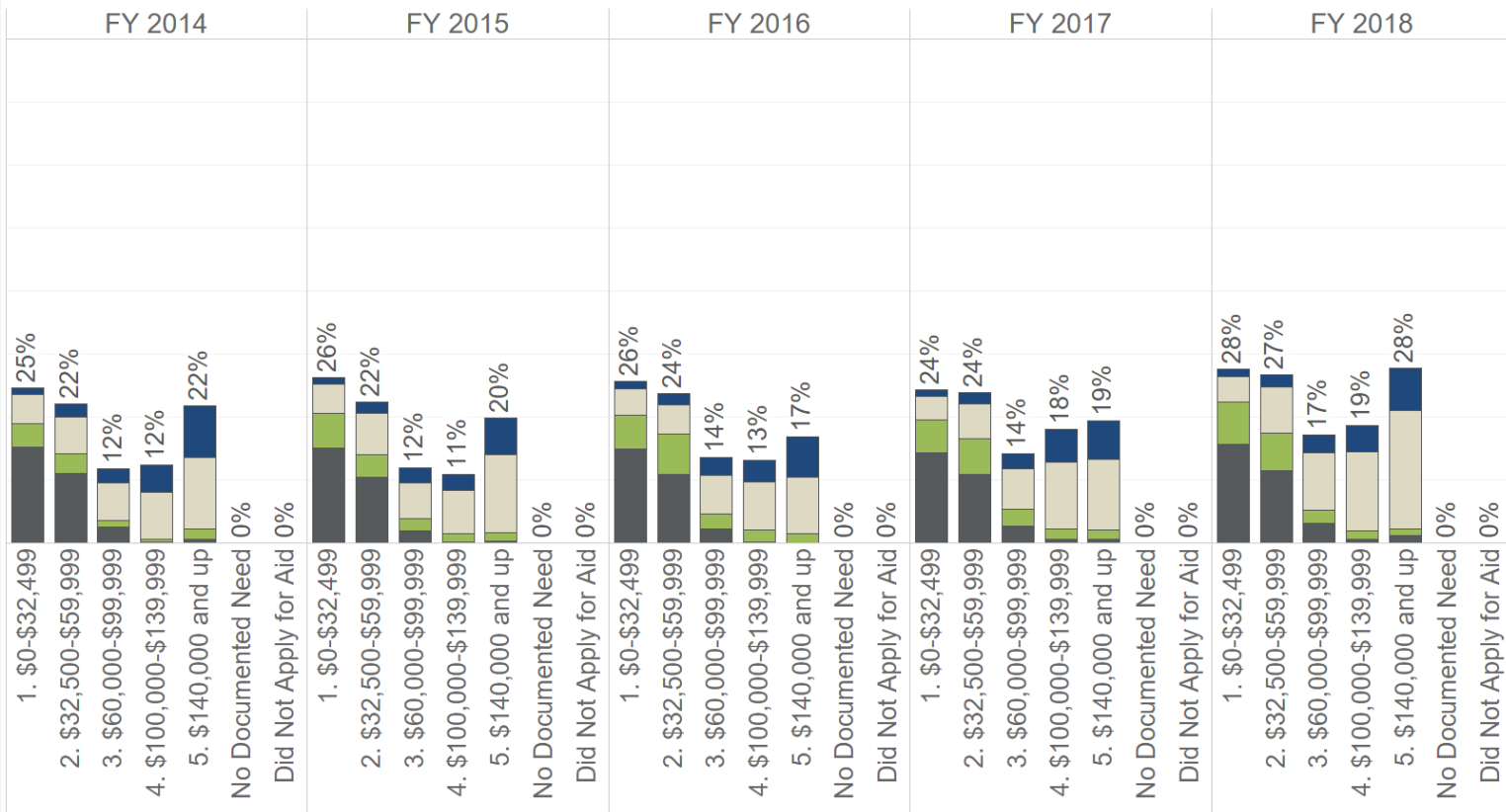
Adjusted Gross Income (Household)

Percentage of Documented Need Covered (Cost of Attendance minus Expected Family Contribution)

UCCS

- Federal Grants
- State Grants
- Inst Aid
- Other Scholarship

- Total number of students with need is defined as Cost of Attendance (COA) minus Expected Family Contribution (EFC) being greater than zero; Income range based on Adjusted Gross Income (AGI);



THIS METRIC LEADS

Average Student Loan Debt, Student Loan Default Rates, Grad Rates, Retention Rates, Credit Load by Term, Average Time to Degree

Source: CU System Office of Budget & Finance

Click for Data Online

Adjusted Gross Income (Household)

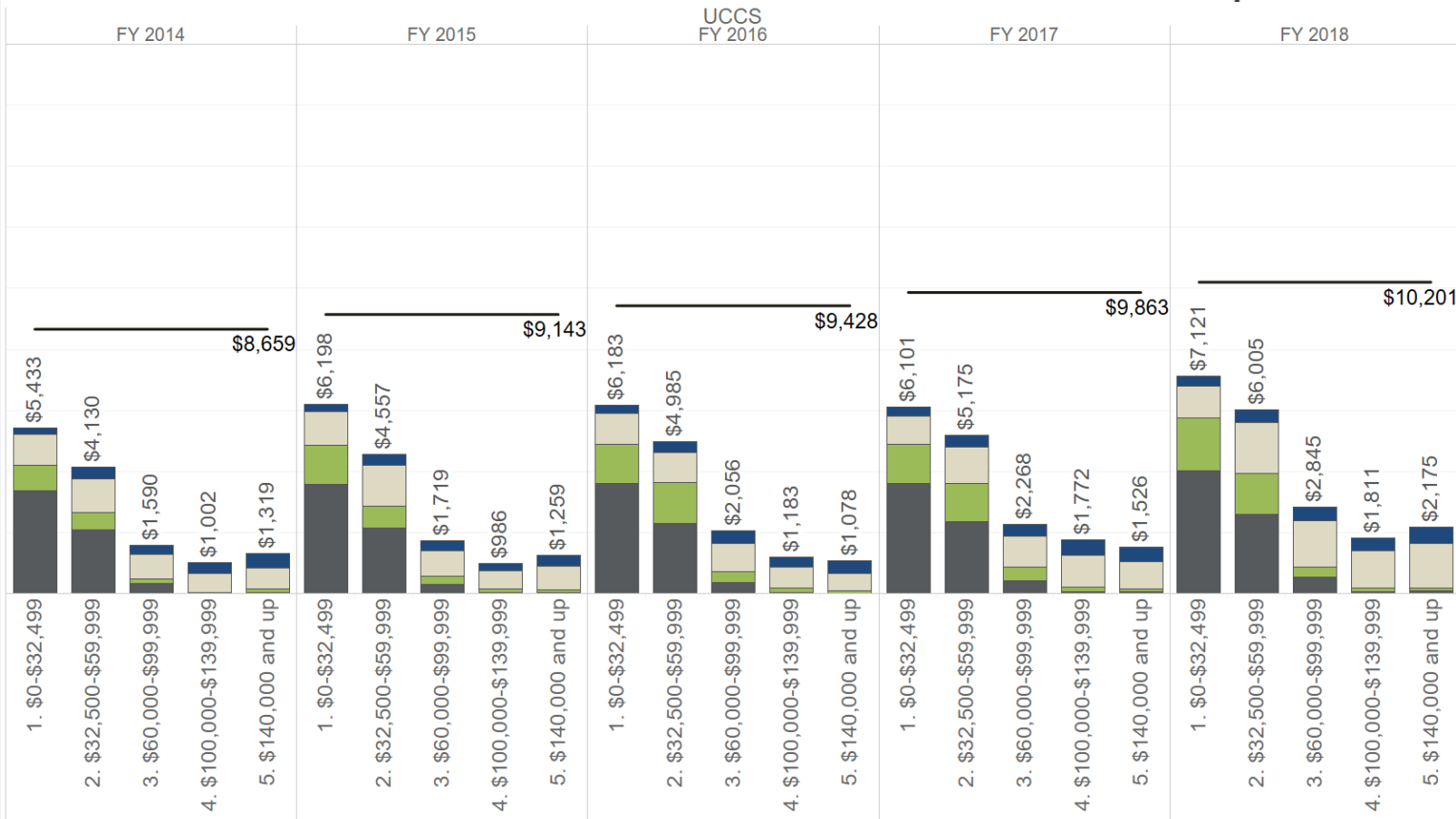
Total Aid for Students with Documented Need

(Total Aid Package compared to Tuition & Fees)

UCCS

- Federal Grants
- State Grants
- Inst Aid
- Other Scholarship

- Total number of students with need is defined as Cost of Attendance (COA) minus Expected Family Contribution (EFC) being greater than zero; Income range based on Adjusted Gross Income (AGI);



THIS METRIC LEADS

Average Student Loan Debt, Student Loan Default Rates, Grad Rates, Retention Rates, Credit Load by Term, Average Time to Degree

Source: CU System Office of Budget & Finance



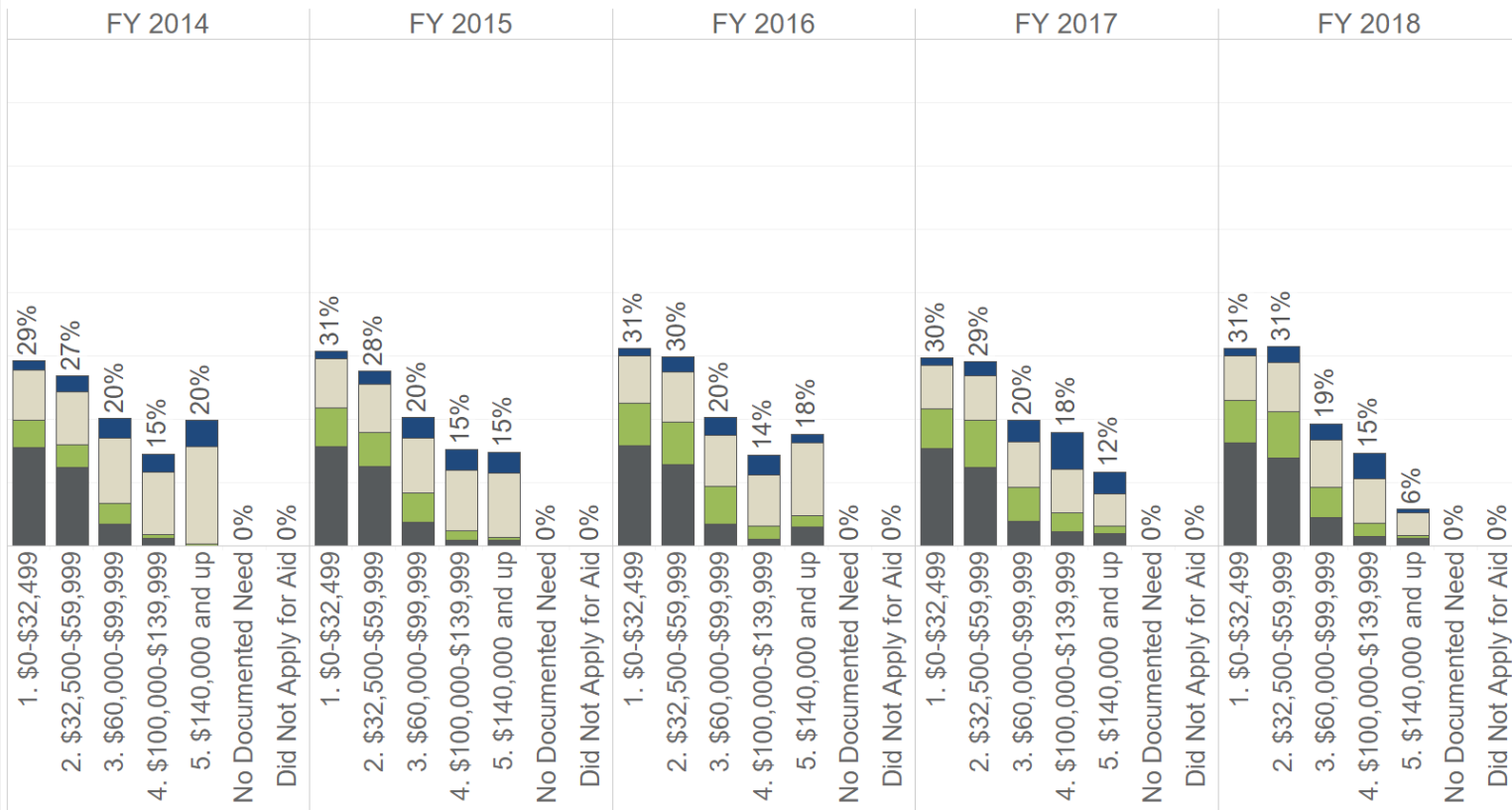
Adjusted Gross Income (Household)

Percentage of Documented Need Covered (Cost of Attendance minus Expected Family Contribution)

Denver

- Federal Grants
- State Grants
- Inst Aid
- Other Scholarship

- Total number of students with need is defined as Cost of Attendance (COA) minus Expected Family Contribution (EFC) being greater than zero; Income range based on Adjusted Gross Income (AGI);



THIS METRIC LEADS

Average Student Loan Debt, Student Loan Default Rates, Grad Rates, Retention Rates, Credit Load by Term, Average Time to Degree

Source: CU System Office of Budget & Finance



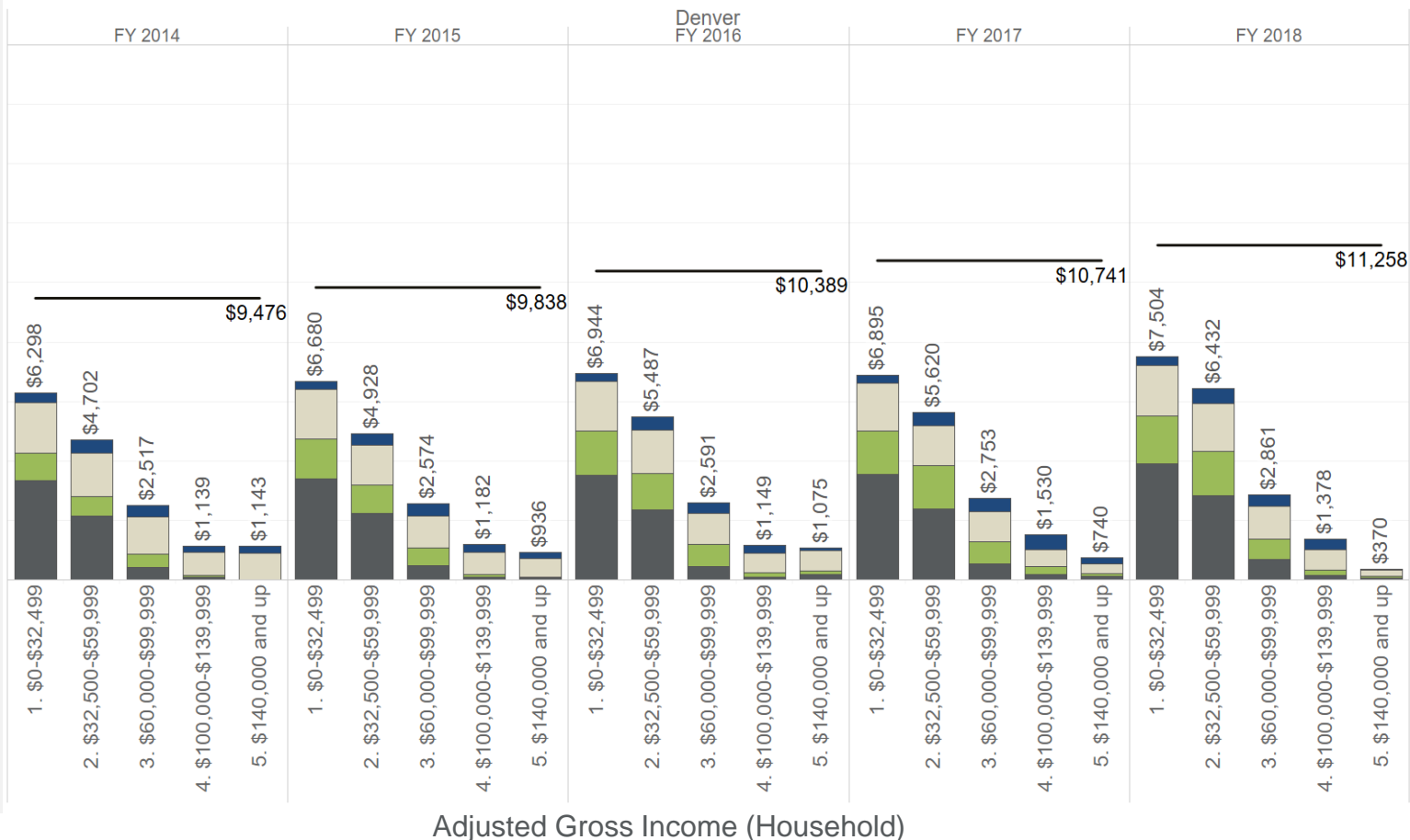
Adjusted Gross Income (Household)

Total Aid for Students with Documented Need

(Total Aid Package compared to Tuition & Fees)

Denver

- Federal Grants
- State Grants
- Inst Aid
- Other Scholarship



THIS METRIC LEADS

Average Student Loan Debt, Student Loan Default Rates, Grad Rates, Retention Rates, Credit Load by Term, Average Time to Degree

Source: CU System Office of Budget & Finance

Click for Data Online



University of Colorado

Boulder | Colorado Springs | Denver | Anschutz Medical Campus