

Frequently Asked Questions

Coursera Learning Programs

This document outlines the steps necessary to access and join the Coursera Learning Programs. The University of Colorado offers the following sponsored learning programs:

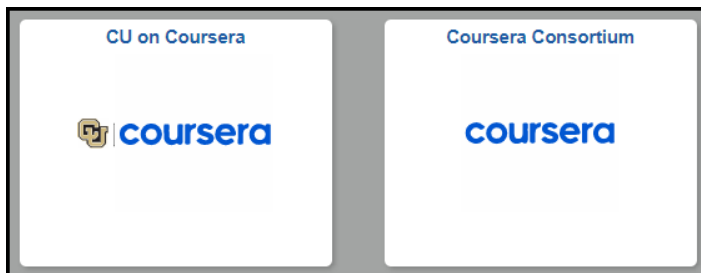
- **CU on Coursera:** Courses taught by University of Colorado faculty at CU Boulder, CU Anschutz Medical Campus, CU Denver, and CU Colorado Springs. Over 200 courses that offer a Coursera certificate and are non-credit. This program is available to faculty, staff, students, and POIs.
- **Coursera Partner Consortium:** Courses taught by faculty at many of Coursera's elite global university partners. These thousands of courses offer a Coursera certificate and are non-credit. This program is available to faculty, staff, and degree-seeking students.

These courses are available at no cost.

Access CU on Coursera and the Coursera Partner Consortium

To access either option:

1. Log on to your campus portal using your primary University of Colorado credentials.
Note: If you have credentials at more than one campus, select only one set of credentials to use for CU on Coursera.
2. From the portal homepage, navigate as follows:
 - **Faculty and Staff:** From the **CU Resources Home** dropdown, select **Training** and click the **CU on Coursera** or **Coursera Consortium** tile.



- **Students:** From the navigation menu, select **Training** and click the **CU on Coursera** link from the dropdown menu.

Note: CU Boulder students can [access from the Buff Portal](#).

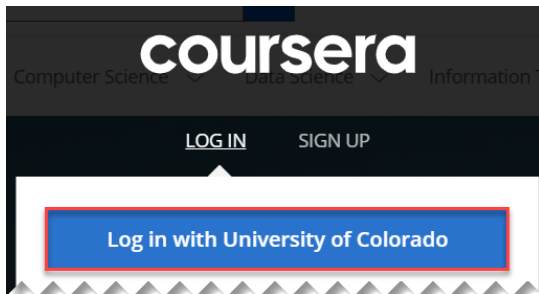
- From the CU on Coursera homepage, click **Join For Free**.



or

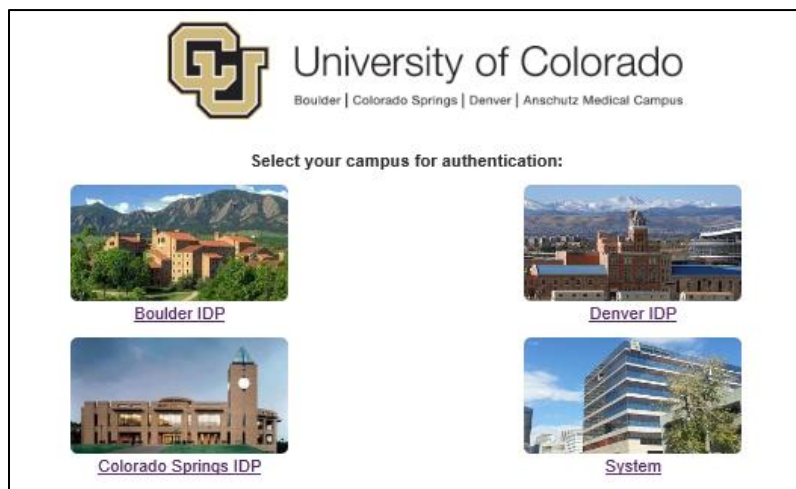


- When the login window appears, click **Log in with University of Colorado**.



If you have a separate Coursera account with a different email address, you may be prompted to merge your accounts. Do not merge them and keep your accounts separate. You'll be able to access CU on Coursera and Coursera Partner Consortium courses for free, and use your personal Coursera account to access courses on the rest of the Coursera platform at a cost.

- Select your campus, and log in using your university credentials.



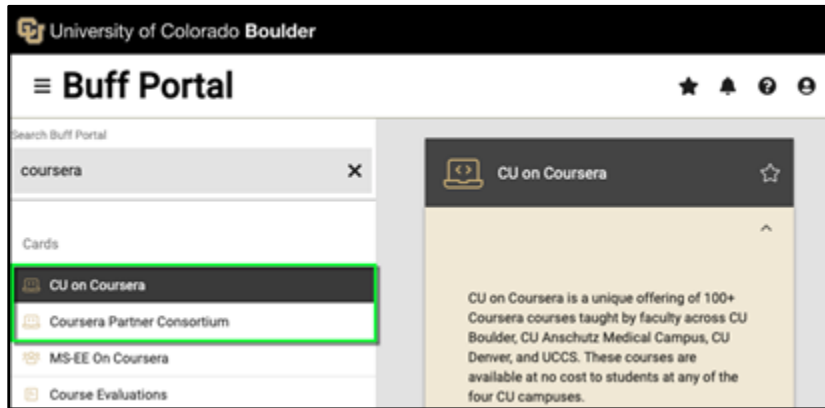
After authenticating with your CU credentials, you'll return to the CU on Coursera or Coursera Consortium home page.

- Select from the collections of courses, enroll, and start learning.

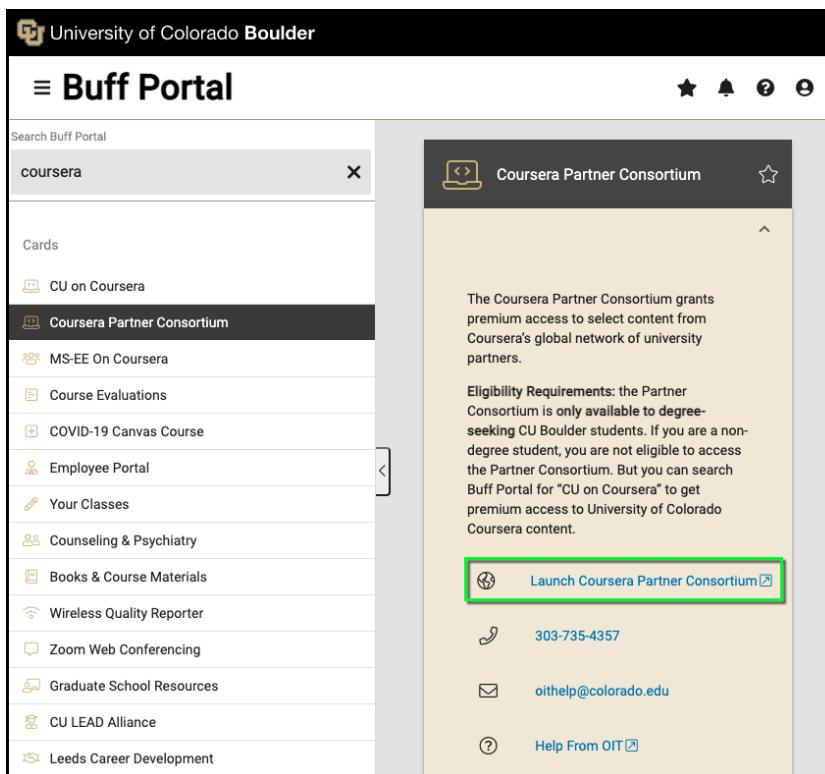
MyCUinfo for CU Boulder Students

To access either option:

1. Log in to buffportal.colorado.edu using your primary University of Colorado credentials.
2. At the top left of the Buff Portal menu, search for **Coursera**.
3. Select either **CU on Coursera** or **Coursera Partner Consortium**.



4. Depending on your selection, click either **Launch CU on Coursera** or **Launch Coursera Partner Consortium**.



5. When the login window appears, click **Log in with University of Colorado**.
6. Select your campus, and log in using your IdentiKey credentials.

Q. Do I have to pay for these Coursera learning programs?

- A. No – Access to these non-credit courses and programs, and the Coursera certificates they offer, is free and sponsored by CU.

Q. Are all courses on Coursera available for free as a part of this program?

- A. No – However, there are a lot of courses to choose from. CU on Coursera is a unique offering of curated University of Colorado courses and programs offered by faculty across our four campuses. The Coursera Partner Consortium is a set of courses offered by participating Consortium member institutions and made available through this sponsored program. Each course, certificate, degree etc. will display information about enrollment options before you enroll.

Q. Is there a limit to the number of courses I can take?

- A. No – You can take as many courses as you would like at your own pace.

Q. Can I use the Tuition Assistance Benefit on Coursera?

- A. No – CU on Coursera and Coursera Partner Consortium courses are offered at no cost. Any courses or degree programs outside of this are up to the individual to pay for.

Q. Will I earn university credit when I finish a course?

- A. No – These courses and programs are offered as non-credit learning opportunities. Completion certificates can be shared and are verifiable, but no academic credit or transcript is attached.

Q. I'm a faculty member – can I use this program?

- A. Yes - Faculty can use CU on Coursera and Coursera Partner Consortium courses for professional development, as study aids and auxiliary educational materials, and for flipped classroom experiences. CU Boulder faculty members interested in creating their own Coursera course can visit the [Office of Academic and Learning Innovation](#) to learn more and get started.

Q. I'm a staff member – can I use this program?

- A. Yes - Staff can use CU on Coursera and Coursera Partner Consortium courses for professional development, personal enrichment, and any other educational purpose. They might also use these as part of a personal learning plan.

Q. I'm a student – can I use this program?

- A. Yes - in most circumstances. All students are eligible to join CU on Coursera and can use these courses for professional development, personal enrichment, and to supplement any education program they are pursuing at CU. Degree-seeking students are eligible to join the Coursera Partner Consortium, and use courses they find for the same or other purposes.

Q: I already have a Coursera account with a different email address. Can I still use these Coursera learning programs?"

- A: Yes - When you follow the instructions to "Login with University of Colorado" from the Coursera platform, Coursera may ask you if you want to merge your accounts. We recommend that you do not merge and keep your accounts separate. You'll be able to access CU on Coursera and Coursera Partner Consortium courses for free, and your personal Coursera account can be used to access courses on the rest of the Coursera platform. (**Note:** Some courses require a fee).

Q. I'm not sure how to use the Coursera platform. Help?

- A. Coursera offers robust learner support. Visit the help center through your account for technical and platform support. Coursera Learner Help Center: <https://learner.coursera.help/hc/en-us>.