



University of Colorado

Boulder | Colorado Springs | Denver | Anschutz Medical Campus

University of Colorado

2023-24 Pre-Collegiate Development Program Annual Report

June 2024



Prepared by the University of Colorado System Office of Institutional Research
for the University of Colorado System Office of Academic Affairs

<https://www.cu.edu/office-academic-affairs/reports-highlights>

Page Intentionally Left Blank

Table of Contents

Introduction

Report Highlights.....	4
Program Enrollment Charts.....	5
Budget Information.....	7

Program Overview by Campus

University of Colorado Boulder.....	8
Partnership Outreach Program.....	19
Precollege Bridge Program.....	25
University of Colorado Colorado Springs.....	30
University of Colorado Denver.....	37
University of Colorado Anschutz Medical Campus.....	50

Data Appendix

University of Colorado Boulder.....	59
Program Enrollment.....	60
Program Enrollment by School.....	61
High School Graduation and College Admission	63
University of Colorado Colorado Springs.....	68
Program Enrollment.....	69
Program Enrollment by School.....	70
High School Graduation and College Admission	72
University of Colorado Denver.....	73
Program Enrollment.....	74
Program Enrollment by School.....	75
High School Graduation and College Admission	78
University of Colorado Anschutz Medical Campus.....	79
Program Enrollment.....	80
Program Enrollment by School.....	81
High School Graduation and College Admission	82
Roaring Fork School District.....	84
Summit School District.....	87

Student Characteristics of Target Schools.....	90
--	----

This report is the result of a team effort across the CU System, incorporating work from multiple departments and disciplines. Without the help of the following offices, this report would not be possible—

CU Anschutz | Pre-Health Scholars Program
CU Boulder | Office of Pre-College Outreach and Engagement
CU Denver | Center for Pre-Collegiate and Academic Outreach Programs
UCCS | Pre-Collegiate Support and Success Center

Cover photo © University of Colorado, February 25, 2015

Introduction

The annual Pre-Collegiate Development Program report provides information on the students enrolled in the pre-collegiate programs operated at each campus, including demographic characteristics, middle or high school attended, and plans for postsecondary education.

Report Highlights

2,742 – Participating middle and high school students, including Roaring Fork and Summit school districts, across all CU campuses; participating high school students make up 72% (1,971) of the population and middle school students represent 28% (771) of the program; see Charts 1 & 2.

27% – Rural outreach representation; one-in-five students participating in CU's PCDP are part of CU Boulder's Partnership Outreach Program (POP) that includes schools in Boulder Valley, Fort Morgan, San Luis Valley, and St. Vrain Valley. In addition, CU supports programs in Roaring Fork and Summit school districts.

63% – Female students; see Chart 3.

87% – Students of color includes Hispanic or Latino (70%), African American (7%), More than one race (6%), Asian or Pacific Islander (5%), and American Indian (1%); see Chart 4.

70% – Hispanic/Latino students

89% – High School Graduates participating in the CU PCDP in 2021-22 planned on attending a post-secondary institution.

200+ – More than 200 schools participate around Colorado, with active recruiting and management at more than 40 middle schools and 100 high schools; additional schools include continuing PCDP students that have transferred.

Chart 1: Enrollment by Campus

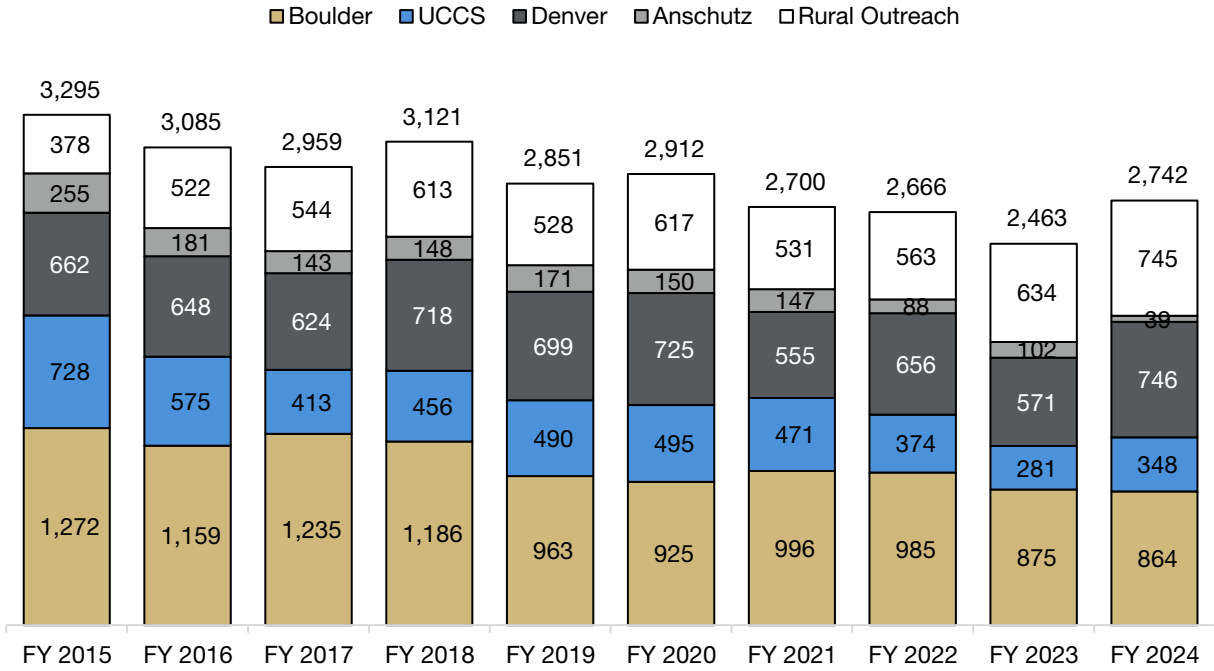


Chart 2: Enrollment by School Type

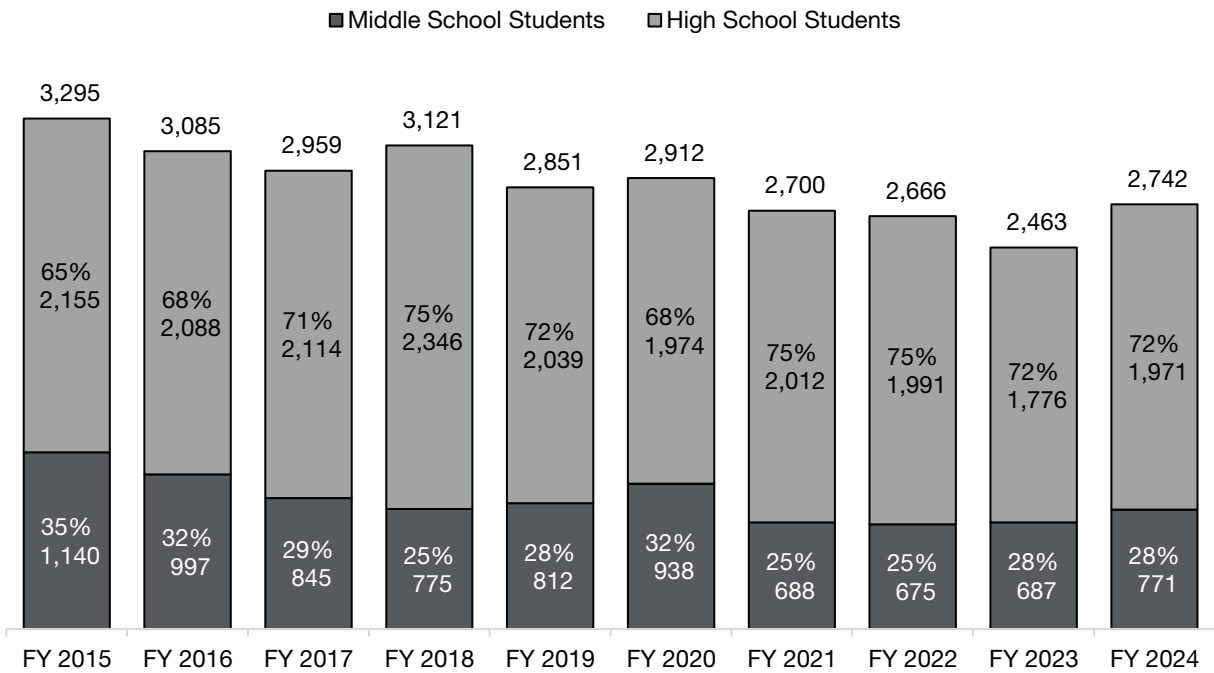


Chart 3: Enrollment by Sex (100% scale)

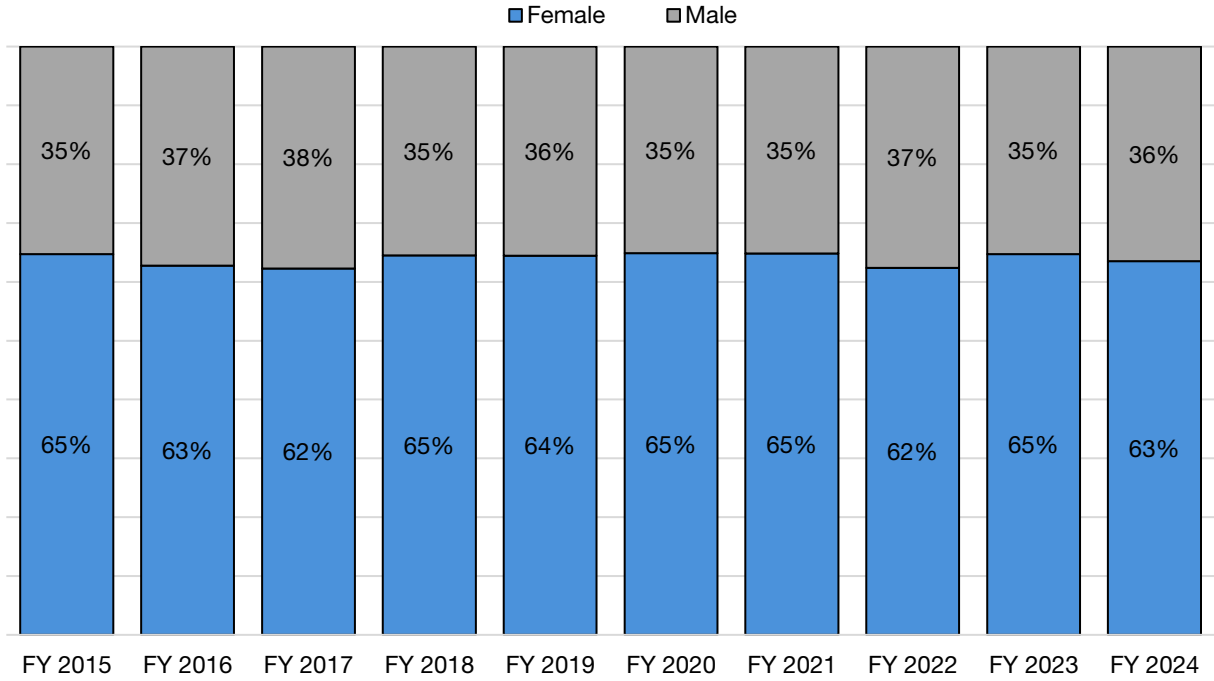
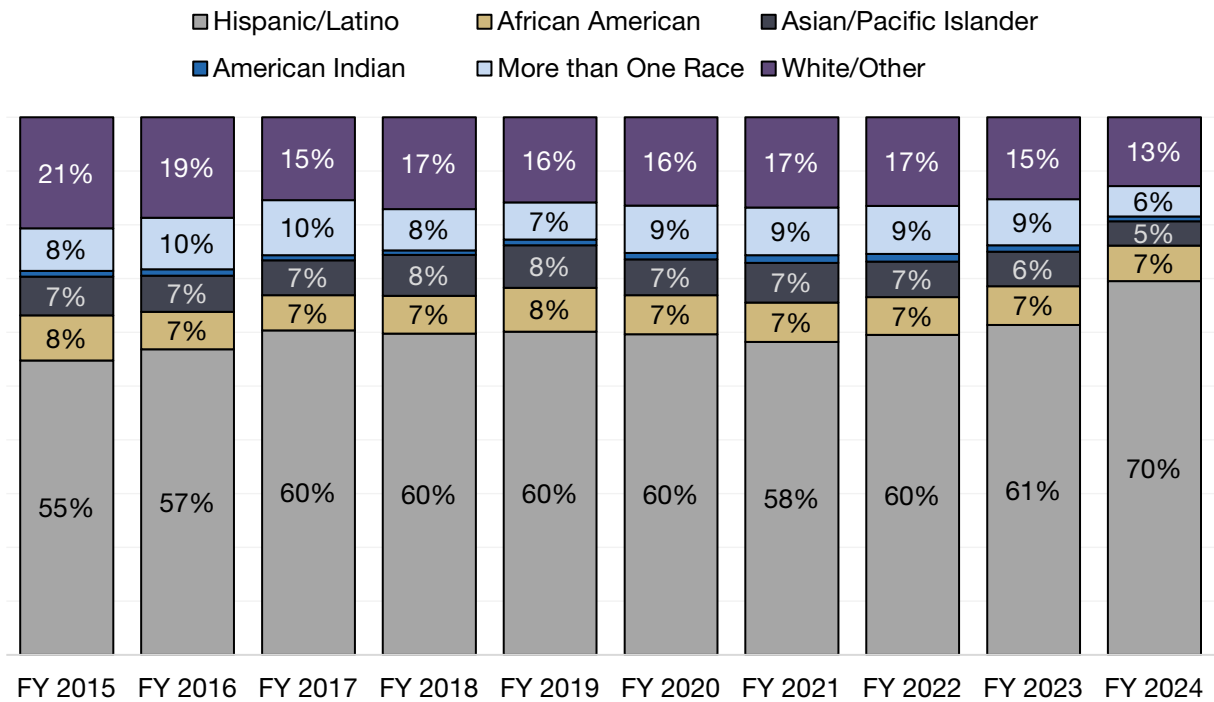


Chart 4: Enrollment by Race/Ethnicity (100% scale)





CU PCDP Budget Information, FY 2023-24

Total Budget by Campus

Boulder, Partners & Rural Outreach	\$2,016,009
Colorado Springs	\$864,851
Denver	\$686,826
Anschutz Medical Campus	\$531,450
PCDP Total	\$4,099,136

Total Budget by Funding Type

CU System President's Office	\$1,957,762
Campus	\$2,135,274
Rudin Foundation	\$6,100
PCDP Total	\$4,099,136

Boulder Campus

CU System President's Office	\$298,650
Boulder Campus*	\$204,619
Campus Total	\$503,269

Boulder - Partner Program(s) & Rural Outreach

CU System President's Office	\$337,540
Boulder Campus	\$683,500
Total	\$1,021,040

Boulder - Bridge Program

CU System President's Office	\$160,200
Boulder Campus	\$325,400
Rudin Foundation	\$6,100
Total	\$491,700

Boulder, Partners & Rural Outreach Total

\$2,016,009

Colorado Springs Campus

CU System President's Office	\$503,922
UCCS Campus	\$360,929
Campus Total	\$864,851

Denver Campus

CU System President's Office	\$331,000
Denver Campus	\$355,826
Campus Total	\$686,826

Anschutz Medical Campus

CU System President's Office	\$326,450
Anschutz Campus	\$205,000
Campus Total	\$531,450

*Note: In addition, and separate from CU System MOU funding and campus funding, ~\$15,000 for PCDP coordination and meeting support was provided by the System Office of Academic Affairs.



University of Colorado Boulder

University of Colorado Boulder Pre-Collegiate Development Program

2023-2024

Office of Precollege Outreach and Engagement Annual Report

The Office of Precollege Outreach and Engagement (OPOE) is home to the University of Colorado Boulder's comprehensive precollege outreach programs which include the Precollegiate Development Program, the Precollege Partnership Outreach Program, and the Precollege Bridge Program. Through generous funding from the CU Boulder administration and the CU President's Office, OPOE has been able to develop programming and opportunities which provide the citizens of the State of Colorado access to higher education. For those students who have participated in precollege programming at any of the CU system campuses or in any of the state-wide partnerships and choose to attend CU Boulder as their choice postsecondary institution, OPOE has worked to complete the development of the University's "pipeline" to higher education by establishing a Bridge program that facilitates these students' transition to and through the University of Colorado Boulder. In doing so, the University can now claim to be one of very few, if any, postsecondary education institutions who invest institutional dollars in the educational attainment of its citizens.

Utilizing the lessons learned from the on-going development of the Precollegiate Development Program and the historical partnerships with the Summit County and Roaring Fork school districts the OPOE continues to provide college preparatory programming for even more rural school districts and other urban partners. Through these partnerships we hope to not only provide inspiration for first generation youth to pursue and complete a postsecondary education but also expose them to the many opportunities and resources that are available to them on the University of Colorado Boulder campus.

Vision for the Office Precollege Outreach and Engagement

To be the change agents in college access programming known for developing transformational leaders that advocate and uplift their communities for today and tomorrow by defining best practices and empowering students and families to maximize their cultural capital in confronting systems of education.

University of Colorado Boulder Precollegiate Development Program

The Precollegiate Development Program (PCDP) at the University of Colorado Boulder is an institutionally funded academic enhancement program for targeted middle and high school students and is currently in its' 41st year of operation on the Boulder campus. This extraordinarily successful program is the cornerstone of the Office of Precollege Outreach and Engagement and the model upon which it was developed has been effectively duplicated in other outreach efforts conducted by the University of Colorado in communities across the state. PCDP is designed to prepare and motivate first generation students in their goal of pursuing a postsecondary education. Program activities and offerings are structured to enhance the participants' exposure to academic and personal resources to enable students to become academically and socially prepared to enroll and achieve success at the University of Colorado Boulder or any choice postsecondary institution. In addition, participating parents are provided with the information and resources to better understand the educational system in which their children are participating. Special support activities are provided to help the parents understand the different transitions and transformations that occur, as students move from one level of education to another (i.e., elementary to secondary to postsecondary).

Purpose/Goals of the PCDP

- Provide academic enhancement strategies and opportunities.
- Facilitate college/career exploration opportunities.
- Provide leadership development opportunities for both students and parents.
- Establish collaborative networks among parents, school personnel (Principals, Counselors, Coaches) and their respective communities; and,
- Provide parents with tools/information to assist their students in achieving their educational goals.

Program Benefits

- Opportunities for students to acquire and/or develop better academic study skills.
- Tools and strategies to improve interpersonal and leadership skills.
- Strategic insight and assistance in preparing for the SAT exam.
- College-prep advising based on CU-Boulder's Higher Education Admission Recommendations (HEAR).
- On-going review of student academic progress on a semester-by-semester basis.
- Assistance with the college transition process including help with:
 - Completion of college applications.
 - Completion of Free Application for Federal Student Aid (FAFSA); and,
 - Strengthening admission and scholarship essays.
- Academically intense Summer Residential Program provided for rising high school seniors.

- PCDP provides the students (rising high school juniors) for the Summer Precollege STEM three-week program.
- Summer college courses (ARSC 1000 - Expository Writing and Journalism) for qualified students.
- Scholarships for students who complete the summer residential program, enroll at CU Boulder, and participate in a LEAD Alliance Program.
- Referrals to community and campus resources.
- Referrals to services at other Colorado college campuses via professional networks.
- Career exploration.
- Development of support groups for both students and parents via community building academies and activities; and,
- Cost free service to both students/parents.

Eligibility Requirements

- Attend a target high school **(17)** or middle school **(12)**.
- Be a first-generation college student (neither of whose natural or adoptive parent(s) received a baccalaureate degree from the U.S.).
- Minimum of 2.5 Grade Point Average in middle school and must have a 2.75 GPA to transition and continue participating in the high school program; and minimum of a 3.0 GPA to attend the summer residential program.
- Parents must attend Saturday Academies along with their students as program participants/partners:
- Recruited students may also meet one of the following criteria:
 - member of a single-parent family,
 - eldest child in the family and/or,
 - have a strong desire to pursue higher education.

Note that the PCDP will never dismiss a student who transfers out of their target school. The program continues to serve students and their families who move out of the target school(s) area and honor its' commitment to provide academic support and access to higher education for these first-generation students and their families. PCDP will continue to invest its' resources in these stakeholders, if the students and their families continue to honor their educational commitment and be full participants in the program. These students are attending "*affiliated*" schools **(25+ high schools and 13 middle schools)** and the PCDP works with the affiliated schools' registrars to access student transcripts for the purposes of reviewing student academic progress and completing the college application process.

Schools/Program Student Participants

Although the Program only “*actively*” recruits from the 12 middle schools and 17 high schools it targets, it does, on rare occasions, consider student applicants from independent middle schools and high schools who are referred to the program by community members and school officials. In addition to meeting the above requirements, these students must be highly qualified. These individuals are offered an opportunity to participate in the program, *only if* there is space available and their participation will *not* deny students an opportunity to participate at the “targeted” middle and high schools.

During the Fall of 2023, the PCDP recruited **160** (7th & 8th Grade) middle school students and **no** high school students (the PCDP high school program is at capacity). With these additional students, PCDP now serves 864 families. The current middle school program enrollment is at 240 students and the high school program at 624. The Program requires that *at least* one parent actively participate alongside the student during all academic year programmatic activities and, often, both parents attend the regularly scheduled Saturday Academies. It is estimated that the Program provided services to approximately **2,514** individuals (**864** middle/high school students and approximately **1,650** parent participants) during the 2023-2024 Academic Year.

PCDP Academic Year Component

Required Monthly Saturday Academies held on one of the University of Colorado System Campuses. One academy per semester (Fall and Spring) is held for each grade level (7th – 12th Grades), except for the 11th graders who attend three Saturday Academies during the Spring Semester to prepare for their upcoming participation in the Summer Residential Program.

Subject areas that are presented during the Saturday Academies include:

1. **Basic Study Skills** (e.g., effective note taking, budgeting of time, effective listening, how to take essay/objective-type exams, etc.).
2. **Communication Skills Development** (e.g., how to better communicate with parents, peers, siblings, and teachers, effectively dealing with stress, etc.).
3. **Career Exploration** introduces the students to various careers and career fields and how to best prepare themselves in high school and college for their desired career.

Assistance Available to PCDP Students/Parents

1. **Scholarship Assistance.** During the Summer Residential Program students are taught how to conduct an effective scholarship search and must produce a scholarship essay that is read, edited, and critiqued by their summer writing instructors to improve the chance of the student being successfully awarded scholarship dollars.

2. **Assistance with Applications for Admissions and Financial Aid** and direct interaction with CU Boulder Admissions staff as their applications to the host institution is processed. Program staff also provide proactive follow-up on these applications as needed throughout the students' Senior year. The program also provides referrals and letters of support/reference to other postsecondary institutions where the students may be interested in applying.
3. **Parent Partnership Workshops** designed to assist parents in areas such as navigating their student's school system, development of effective parenting skills, early financial planning for college, surviving with "blended families" parental support to their student, helping parents assist their students with transitioning from middle school to high school and from high school to college, etc.

The staff also continues to enhance the work accomplished with program Seniors during the summer program. The staff maintains an increased level of contact with the students, as they progress through their all-important final year in high school. The staff provides more opportunities for the seniors and their parents to discuss topics critical to a student's transition to university life but rarely addressed. Detailed introduction to topics such as utilizing CU Boulder's Office of Career Services and Office of Counseling and Psychological Services, financial aid advising, identifying, and selecting appropriate housing accommodations, identifying, and utilizing retention programs that can augment the students' transition to their choice college and, informing parents of the many details that are involved in that transition.

PCDP Summer Residential Program Component

PCDP provides its' rising seniors with an intensive academically focused in-person Summer Residential Program on the CU Boulder campus. In addition to providing academic enhancement opportunities, the summer residential program exposes the students to college life by providing them an opportunity to live in the residence halls, access to classroom and laboratory resources and, interaction with university faculty and staff. More than one-third of the program's Operational Budget is spent on student and staff housing costs during the summer residential program.

The PCDP students take course work in the following content areas: Mathematics (Algebra I and II, Trigonometry-Pre-Calculus, Calculus); during the 2024 Summer Residential Program, Statistics and QRMS will also be offered; Expository Writing (one section of this course is offered to qualified students for college credit); previously, Journalism was also offered for college credit, and a College Prep Seminar where students are "walked through" the college application process. PCDP is extremely limited in the number of courses that it is able to offer for college credit due to budget limitations.

The students also take one elective course during the summer residential program. During the summer of 2024, the students will choose from the following elective courses: Introduction to

Engineering, Introduction to Business, Introduction to Ethnic Studies, Media and Communication, Race and Sports, and Art.

Students are awarded letter grades (A – F) in their summer courses; the transcripts are sent to the students' high school registrars for placement on the students' high school transcript. Some target high schools award elective credit to PCDP students who complete the summer program.

During the summer residential program, the students meet with CU Boulder Admissions and Financial Aid representatives to discuss and gain insight into the many academic and financial intricacies of transitioning to university life. PCDP, along with its' partners, offers extensive academic advising, tutoring, and academic enrichment activities to its' student participants, to encourage and support them in succeeding academically and preparing them to successfully gain admission to CU Boulder or another choice university.

2023 Summer Highlights

The PCDP Summer Residential Program continues to be very intensive, and the program staff spends many hours in the planning, preparing, and execution of program operations and delivery of services to its' student clientele. The program's new and continuing partnerships were strengthened throughout the five-week period. Program staff work extremely hard to offer the program in-person and the student employee staff (many of whom are PCDP Alumni) work tirelessly with the summer participants to ensure that the program's students earned competitive grades in all their classes.

At this time, of the high school seniors who will graduate in 2024, **79** (out of 99 who completed the summer program and 78% of the attending class) students have been admitted to the University of Colorado Boulder. **36** students have paid their deposit confirming their intent to enroll at the University of Colorado Boulder for Fall of 2024.

Although we strongly encourage our student participants to consider the University of Colorado Boulder and our sister campuses in the CU System as their primary postsecondary institutions of choice, we realize that they have many options to choose from, and it is our desire to expose them to as many of those options as possible so that the students may select the college/university that best suits their academic interests.

The Pre-Collegiate Development Programs acknowledges the participation of the students, parents, and partners in a successful but incredibly challenging summer academic venture. A special acknowledgement of thanks and recognition goes to the Program's administrative staff whose dedicated work allows the program to operate efficiently, the Division of Enrollment Management (the program's parent division), for its' support and to the peer counseling and instructional staff who worked so extremely hard to make the program viable and successful.

FY 2024-2025 Continued Successful Efforts and Planned Program Modifications

The program administrators survey all students, parents, staff, and instructors on an on-going basis during the academic year and again at the end of each summer program to ascertain what program policies /activities, etc. were effective. This program evaluation assists the administrators in making changes or adjustments to future program operations. The following is a list of efforts to be continued and new modifications for FY 2024 - 2025.

Enhanced - First Generation Student Pipeline Program

The Precollegiate Development Program and the University of Colorado Boulder's Department of Human Resources, along with other university departments (Career Services, Student Affairs Assessment and Planning Office, and Enrollment Management) have partnered over the past three years to develop the ***First-Generation Professionals Pipeline Program***. Many of our students are interested in working in higher education and have a desire to work at CU Boulder but often find difficulty in the process. The First-Generation Professionals Pipeline Program (FGPP) is a program focused on creating a pipeline from student employment to staff careers at CU Boulder. This program offers opportunity to CU Boulder's first-generation work-study student employees seeking to apply their student employment knowledge and skills to a staff career at CU Boulder. Student employees are provided with opportunities for meaningful professional development exploration to prepare them as first-generation professionals. The program will illuminate careers for students to consider at CU Boulder, as one of their career options following graduation.

This program allows student employees and their supervisor(s) to engage in training workshops, coaching sessions, meaningful work projects, and other resources provided by Human Resources and other campus partners. This program supports student staff to become first generation professionals by gaining the knowledge, skills, and abilities necessary to be marketable for an entry-level career position, post-graduation. It also instructs supervisors on how to successfully coach, guide, and support their student employees by providing them with professional development opportunities.

Who can participate in the program:

- 1) University of Colorado Boulder student employees who are first-generation work-study students and entering their junior (or third) year at the university.
- 2) Supervisors of student employees willing to serve as coaches and mentors to student staff. When possible, supervisors will themselves be first generation college graduates and/or former work-study students.
- 3) PCDP, Department of Human Resources and campus partners will provide support and coaching resources for supervisors and career preparation/exploration training and guidance for student employees.

4) Campus partners include Office of Career Services, the Office of Precollege Outreach and Engagement, Student Affairs Assessment and Planning Office.

Benefits for Students:

- Good resume builder.
- Exploration of careers on campus to consider upon graduation.
- Receive resume, cover letter, mock interview, letter of recommendation guidance.
- 1:1 coaching from supervisor to help build skills needed for the student's career.
- Hear from local CU first generation alumni professionals regarding their student to career experience.

Benefits for Campus (supervisors/departments/staff):

- Build pipeline to increase underrepresented employee base at CU Boulder.
- Provide supervisors with CU graduates who have work experience that makes them viable candidates for employment.
- Strengthen alumni's connection to the University by providing employment opportunities.

Incentive:

As an incentive for participants to complete the program, PCDP allows students to attend a national or regional conference promoting first generation professional development (i.e., NASPA, NCORE or USHLI).

Enhanced - Rising 9th Grade Leadership Program

The Rising 9th Grade Leadership Program is designed to help 8th graders, who will complete the PCDP middle school program transition into the PCDP high school program through intentional activities designed to examine and address skills that students will need to continue to be successful in the Program and at their respective high schools. The program is a commuter program which is conducted in June for one week every day between 9 am and 5 pm. Although the program is offered to all PCDP Middle School students who are successfully transitioning between the middle and high school programs it is not a mandatory requirement to participate in the high school program. We anticipate that only 50% to 75% of the 8th grade cohort will take advantage of the opportunity each year for a variety of reasons. Goals for the program include pre-high school readiness, precollege prep considerations, community building, and leadership skills.

Learning outcomes for the program include:

- Students will comprehend the expectations of the PCDP high school program.
- Students will gain knowledge regarding the first year of high school.

- Students will learn leadership strategies that can be used at their respective high school and in their communities.
- Students will learn strategies to facilitate their success at their respective high schools and their choice of postsecondary institutions (i.e., study strategies, note taking techniques, etc.).

Enhanced – Credit Bearing Course(s)

As part of the summer residential experience, the PCDP currently offers select students an opportunity to participate in a university credit bearing course (3 credit hours). Current funding levels only allow us to cover the costs for one section of Expository Writing and does not allow us to accommodate all the summer program participants. Our internal surveys have shown that an opportunity to participate in this credit bearing course is a great incentive for students to complete their participation in the Program during the summer prior to their senior year in high school. It is the intention of the PCDP High School Program, soon, to provide this incentive to all summer program participants, offering the opportunity for each participant to take a college credit course. We will work with the Office of Continuing Education to keep costs minimal so that the program does not have to pay all the additional fees normally associated with university coursework (i.e., Rec. Center Fee, etc.).

Academic Year/Summer Best Practices:

- Continue collaborating with key partners within the Boulder campus, the CU system and the community-at-large. These collaborations include but are not limited to:
 - University of Colorado system precollege outreach programs.
 - Program target schools (12 middle schools, 17 high schools).
 - Independent schools serving current participants.
 - Engineering - Bold Center.
 - College of Media, Communication, and Information (CMCI).
 - Office of Admissions.
 - Office of Financial Aid.
 - Office of Human Resources.
 - University Risk Management
 - Division of Student Affairs
- Continue Academic Year programming that includes:
 - Visitation of target schools, by the program's director and associate directors, to maintain outreach goals.
 - Continue to utilize graduate students and summer instructors to present workshops, both in English and Spanish, at the program's Saturday Academies.
 - Strengthen PCDP's Pipeline Program for the program's student staff,
 - Conduct a graduation event during Spring Semester for graduating high school seniors (200+ students and family members attended this year's event).

- Continue to conduct a rigorous Summer Residential Program where we:
 - Offer math, writing, science, business, and engineering courses.
 - Have College Prep Instructors meet with Admissions and Financial Aid representatives to discuss scholarship essays, personal statements, etc.
 - Participate in System Precollegiate Summer events.
 - Coordinate field trips for program participants to enhance personal experience.
 - Offer Student Mental Health Training to entire student employee summer staff.

Service to the Community

The PCDP staff makes a multitude of presentations (topics: college preparation, higher education student access, parent involvement, etc.) throughout the year to several of its' target schools, other educational agencies, and institutions and, student groups brought to campus by the Enrollment Management Division. The PCDP staff also participates in reading scholarship essays for the CU Boulder Office of Financial Aid.

In addition, the PCDP staff assists the Mapleton Schools with their senior interviews.

Precollegiate Key Campus Partnerships

College of Media, Communication & Information (CMCI)

CMCI has been a strong collaborative partner who has partnered with the program in the past to offer the Fundamentals of Journalism (1871) class for our Summer Residential Program for many years and continues to explore new paths for our students to pursue majors in the many professional fields associated with the college.

Office of Admissions

The Office of Admissions has a long history of proactively processing the admission applications of the Program's high school rising seniors during the Precollegiate Summer Residential Program. Thus, many of the students are the first cohort in the entire State of Colorado to be admitted to a university before the start of their senior year in high school. The tireless dedication of the Admissions staff during this complicated process speaks volumes to their desire to make the University of Colorado Boulder a welcoming community for the precollegiate alum.

Office of Financial Aid

The Office of Financial Aid plays an important part in developing the students' understanding of the financial aid and scholarship application process. This process begins during the program's Summer Residential Program with an introduction to the process, continues with their participation in a Saturday Academy where they assist the Seniors and their families to complete the FAFSA and, culminates with their advocating for the precollegiate alum in the awarding of institutional scholarships and other types of aid to minimize the students' debt as they pursue their postsecondary credentials at CU Boulder.

**Precollegiate Development Programs
200 UCB
Boulder, CO 80309-0200**

Theresa Manchego
Director
E-mail: Theresa.Manchego@Colorado.EDU

Amy Molina
Associate Director/High School
E-mail: Amy.Molina@Colorado.EDU

Victor Hernandez
Associate Director/Middle School
E-mail: Victor.Hernandez@Colorado.EDU

University of Colorado Boulder Partnership Outreach Program

The Office of Precollege Outreach and Engagement is continuing to expand its precollege initiatives across the state through **The Partnership Outreach Programs (POP)**. These initiatives facilitate programs that provide participants with comprehensive precollege preparatory skills and opportunities to explore and access postsecondary educational options. We are working diligently to increase service to communities across the state that are under resourced due to geographic location, but where we know students have enormous potential for postsecondary success.

Communities served by POP include Morgan County, Boulder County, Adams County, Roaring Fork Valley School District, Summit County School District, and the San Luis Valley. Additionally, our office has partnered with local and state organizations supporting and growing our outreach such as the Colorado Gear Up Program, INSPIRE Program of Adams County and Denver Public Schools, among others.

Historical Partnerships:

Roaring Fork School District:

The University of Colorado is celebrating a 20 year partnership with the Roaring Fork Re-1 School District and its PreCollegiate Program. The program is a school district sponsored academic enhancement program for middle and high school students who attend schools within the district that is funded by a combination of school district funds and private philanthropy.

Originally funded by a 3-year grant from the Aspen Community Foundation, the Roaring Fork Pre-Collegiate Program is a collaborative effort with the school district, Colorado Mountain College (CMC), and the university. At its inception, the program served approximately 30 students at the 9th through 12th grade level with a total student population of 120 students.

The staff of the university's Pre-collegiate Program provided expertise and consultation in developing the program's academic year curriculum which consisted of workshops on basic study skills and strategies, enhancing reading skills, test taking strategies and preparation for the ACT & SAT.

Originally, both CMC and CU agreed to host a one-week summer experience for the program participants that were intended to expose the students to different types of college campuses, provide a limited amount of educational instruction, and introduce them to the many resources that would be available to them should they decide to pursue a postsecondary education.

Because of the dedication and hard work of the local program staff and with strong support from the district's superintendent of schools the program not only had the desired impact of increasing the graduation rates for Latino students, it also increased the college going rate for this population of students.

The Roaring Fork PreCollegiate Program quickly morphed into a college preparatory program and added a community mentor program to augment the academic year programming. The residential program on the CU Boulder campus was converted from a one-week "exposure" program to a two-week intensive academic program patterned after the 5-week summer program offered to students from the Denver-metro area. The summer curriculum is designed to provide enhancement in the core areas of writing, mathematics and science and exposure to other academic areas such as business, psychology, ethnic studies and other subject matter that might not be available at the local high schools. The intent of the curriculum is to provide the students a head start in the core subject areas as they begin their senior year in high school and motivate them in their pursuit of a postsecondary education. In addition, the students are provided an intensive exposure to the college and financial application process and introduced to other resources that are available to aid them in their transition to the college university of their choice.

As the program continued in its development and growth it established a middle school program and began recruiting students as early as the 7th grade and experienced increasing success in placing its graduates in postsecondary institutions across the country. As a result of their great success the program continued to experience a significant increase in the number of students applying for participation. In an attempt to accommodate the increasing demand for participation the program staff, in collaboration with the program's advisory board, submitted a proposal to CU President Bruce Benson in 2014 requesting funding to increase the size of its student population, increase the number of full-time staff and, enhance its community mentorship program. The following year President Benson granted the Roaring Fork Pre-

Collegiate Program a 3-year \$300,000 (\$100,000/year) grant from the CU President's Office in recognition of their hard work and positive impact on the college going rate in the Roaring Fork Valley. As a result of this grant the Roaring Fork Pre-Collegiate Program was able to add an additional full-time employee, develop and implement a mentor training program to strengthen the mentorship component of the program.

During the 2022-23 school year, Roaring Fork PreCollegiate reached its highest enrollment ever, with over 400 students in grades 7 through 12. This represents 14% of all middle and high school students in the district. The program now also has 6 full time staff members.

Noteworthy achievements from the year include hosting the largest-ever CU Boulder summer program with over 110 students in attendance. The Class of 2023 achieved a 100% high school graduation rate, with all students accepted to a 4-year college. The class received a remarkable 442 college acceptances and garnered \$312,700 in local scholarships.

Roaring Fork PreCollegiate has been conducting a strategic planning process this past year, and the plan was adopted by their Advisory Board on January 30, 2024. While many issues were raised during the process, two clear priorities emerged: 1. Expand capacity to meet growing fundraising needs; and 2. Better engage program alumni and partners.

Roaring Fork PreCollegiate also adopted a new mission statement in 2024 as follows:

The mission of Roaring Fork PreCollegiate is to partner with our students to choose the post-secondary path that is best for them. To accomplish this we provide comprehensive high school and college advising and mentoring, access to relevant resources, and experiential opportunities.

PreCollegiate's vision is for all of our students to be inspired by new opportunities and perspectives, build lasting relationships, better understand themselves in order to tell their story, and believe in and achieve whatever future they envision.

Summit County Pre-Collegiate Program

In 2008, because of the success of the Roaring Fork Pre-Collegiate Program, the Superintendent for Summit County Schools and the President of the Summit Foundation reached out to the University to see if there was a possibility of establishing a similar program in Summit County. The impetus for developing this program was to have a positive impact on the graduation and college going rate of the county's Latino population as well as the college going rate for students in general. This program is similar in structure to the

Roaring Fork program in that the program is sponsored by the school district, was initially funded primarily by the Summit Foundation, and works collaboratively with the local Colorado Mountain College campus and the University of Colorado Boulder.

Because of the lessons learned in the development of the Roaring Fork program, it was possible to establish the Summit Pre-Collegiate Program within a year and the first class of 5 students was able to attend a summer residential program alongside the Roaring Fork Pre-Collegiate Program students during the summer of 2009. Since that time, the program has steadily grown in numbers and sophistication and has aspects that are unique to the community it serves. Like the Roaring Fork program, the Summit Program conducts a one week summer program at the local Colorado Mountain College campus but, it is a commuter program rather than a residential program. One unique aspect of the Summit Pre-Collegiate Program is its defined classroom period during which they provide their students tutoring and advising sessions. It is also a time where the program's Seniors can get assistance with their college applications and applications for financial aid and scholarships. This class period is possible due to the fact that, unlike the campus based programs, the Summit Pre-Collegiate Program serves one middle school and one high school so the staff does not have to travel to and recruit from multiple schools. Currently, the program serves about 252 students (30 - 40 per grade level) and is working to further develop the middle school portion.

Department Led Initiatives:

Morgan County:

The Morgan County Precollege Partnership Program has supported students from Fort Morgan High School since 2017, and in this academic year expanded to Wiggins High School and Brush High School. During this cycle, POP has continued its work in Morgan county with the support of the federal OMNIBUS grant, which is currently in its second year. While there was a change in professional staffing, this year the program has increased its support of Juniors and Seniors with additional college planning, such as two new college tours, and Junior year college preparatory meetings. This additional support continues to increase the number of students served from 38 students in 2022-2023 to 46 in this current academic year.

Boulder County:

The Boulder County Partnership Program has partnered with five community partners to increase precollege preparatory programming within the county and serve students from across Boulder Valley and St. Vrain Valley School Districts. This initiative began in the summer of 2021 with 12 student participants, growing to 17 in 2022, 26 in 2023, and we have recruited

a cohort of 46 program participants for the 2024 summer residential program. The program continues to offer college credit course for summer program participants, and support college credit attainment through our programming. To date, thirty-five students have earned college credit with an average cohort GPA of 3.5. Because the partners in this outreach effort are local, our office provides academic year programming for participants and parents/guardians with Saturday Community Seminars where we cover topics such as paying for college, scholarship and FAFSA support, and selecting and transitioning to college.

As a result of this growing partnership the program Director has been invited to serve and participate in SVVSD Diversity, Equity and Inclusion efforts. The program has also made more concerted efforts to create and expand relationships with school personnel.

San Luis Valley:

Due to COVID setbacks, this year POP has focused on reinitiating our commitment and connection to the communities of the San Luis Valley. After attending and participating in a tour of the San Luis Valley with President Saliman and his outreach team, new partnership opportunities have arisen and been pursued by Valeria Morales, POP Director. With the federal funds from the federal OMNIBUS grant, POP has been able to secure a partnership with the San Luis Valley Area Health Education Center (SLV AHEC) to support our precollege outreach initiatives to grow recruitment and deliver more consistent services locally through the AHEC. As of the fall of 2023 two coordinators have been working to introduce the Precollege Program in the San Luis Valley Communities, and the coordinators have initiated recruitment for the summer 2024 program.

STEM Summer Program

During the summer, our office partners with the University of Colorado Boulder Precollegiate Development Program to provide a two-week residential program for rising juniors interested in pursuing STEM in their post-secondary education. This two-week program introduces areas of study, career exploration, project-based learning, SAT test prep and college planning tools. Annually, the program serves between 40-50 students. The mission of the program is to highlight areas of study outside of nursing and mechanical engineering, where students are encouraged to identify STEM challenges facing their community and find applicable solutions by applying learned outcomes from their courses.

Campus Tours:

Throughout the academic year POP hosts campus visits and tours to middle schools whose populations come from underrepresented and marginalized communities. On occasion, we also collaborate with the Office of Admissions to conduct campus visitations for high schools that they cannot accommodate but are of significant importance for recruitment purposes. The mission of our tours is to increase exposure and access to CU Boulder's campus as the state's flagship institution. We are committed to delivering an experience which highlights the unique experience of being a first-generation student at CU Boulder. Our tours are led by current undergraduate students who also share one or more multiple underrepresented identities; and who can first-hand share both their struggles and success as CU Boulder students. In this academic year, our office will have provided over 28 campus tours to over 1310 students from across Colorado.

Community Outreach & Partnerships:

POP provides additional outreach and support for community based and other school district based precollegiate programs. Annually POP supports the logistical planning and execution of summer residential program planning for multiple partners including the Roaring Fork Pre-Collegiate Program, Summit County Pre-Collegiate Program, Colorado Gear Up Program and the INSPIRE Program. Collectively, this work has increased access and campus exposure to over 250 youth from across the state.

Finally, through our outreach efforts POP hosts one large community-based partnership conference annually during the spring semester. In 2023, POP led and hosted the Denver Public Schools Spanish Heritage Language Day. With our support, we planned, welcomed, and 400 middle and high school students. These students participate in DPS' academic year school-based programming and the conference served as their end of year closing celebration.

Overall, in the 2023-2024 cycle the Partnership Outreach Programs team served over 2,000 youth through our department led programming and outreach initiatives.



**Partnership Outreach Programs
200 UCB
Boulder, CO 80309-0200**

Valeria Morales
Director
E-mail: Valeria.Morales@Colorado.EDU

Nancy Mejia-Arias
Program Manager
E-mail: Nancy.Mejia@Colorado.EDU

Marco Torres
Campus Visit Coordinator
E-mail: Mato1197@Colorado.EDU

bridge

scholars program

About the Bridge Scholars Program at the University of Colorado Boulder

The Bridge Scholars Program is an enhancement program to support the CU system's precollegiate programs for first-generation Colorado residents from traditionally underrepresented backgrounds. By promoting scholarly development, a supportive peer community, professional and career development, and instilling vital skills for accessing resources, we guide students in navigating their transition into university to achieve a higher education degree.

Summer Bridge Scholars Program

The Summer Bridge Scholars Program at the University of Colorado Boulder is a transformative four-week academic, residential experience designed to provide selected first-generation students with invaluable early access to campus life. Tailored specifically for those who may not have had prior opportunities for a summer bridge program, it serves as a vital steppingstone for a seamless transition into the CU Boulder community. This dynamic program offers a preview of university-level academics and fosters a supportive environment where scholars can forge meaningful connections with peers, faculty, and staff. By participating in the Summer Bridge Scholars Program before embarking on their first year in the Fall semester, students cultivate a sense of belonging and ownership within the institution from the outset. Through engaging coursework, mentorship opportunities, and co-curricular activities, participants enhance their academic skills and develop the confidence and resources necessary to thrive in their collegiate journey. By embracing diversity and championing inclusivity, the program empowers students to navigate the complexities of university life while building a solid foundation for academic and personal success. Ultimately, the Summer Bridge Scholars Program serves as a beacon of opportunity. It provides a vital pathway for first-generation students to embark on their collegiate adventure at CU Boulder with confidence, purpose, and a vibrant sense of community. The program offers the following:

- Free Housing & Meals
- Two – 3 credit hour courses (at no cost to the student)
- Students Build a Peer Community cohort
- Access to Faculty & Staff Support
- Partnered with a Peer Mentor Leader and meet monthly throughout their

freshman year

- Receive a one-time participation stipend
- Engage with and participate in a CU Leadership, Excellence, Achievement, and Diversity (LEAD) Alliance program throughout their years at CU Boulder
- Engage in programming with the Bridge Scholars Program throughout their years at CU Boulder
- Receive a \$2,000 Boulder Bridge Ignite Scholarship for 5 years or
- Receive a \$10,000 Boulder Bridge Scholars Scholarship for 4 years

1-day Bridge Scholars Program

For students unable to participate in the summer, the Bridge Scholars Program offers a condensed yet impactful alternative: the 1-day Bridge Scholars Program. This intensive session is a pivotal gateway, providing valuable insights and resources to facilitate a smooth transition into university life. During this immersive experience, participants gain a comprehensive overview of the Bridge Scholars Program, academic expectations, and available support services. Through interactive sessions led by faculty, staff, and students, participants receive personalized guidance on navigating the CU Boulder landscape and accessing vital resources to support their success. By participating in the 1-day Bridge Scholars Program before embarking on their first year in the Fall semester, the hope is that students will cultivate a sense of belonging and ownership to the university as they begin their academic careers.

Academic Year Bridge Scholars

The Bridge Scholars Program is open to all students who complete the summer or 1-day bridge program or are alums of the CU system precollegiate programs. These exceptional individuals are proudly known as Bridge Scholars. Once students become part of the Bridge Scholars Program, they gain access to various resources designed to nurture their growth and success throughout the academic year. The program offers diverse personal and professional development opportunities, including enriching academic and career workshops and empowering community leadership activities. Furthermore, students who participate in the summer program are paired with a dedicated Peer Mentor Leader during their inaugural year at college. This ongoing guidance and support ensure a smooth transition, empowering students to navigate the complexities of university life with confidence and resilience.

Scholarships

All Bridge Scholars admitted with a 3.6 GPA or better are awarded the Boulder Bridge Scholar Scholarship for four years for a total of \$40,000 (\$10,000 per year). Bridge Scholars admitted below this academic threshold are awarded the Boulder Bridge Ignite Scholarship for five years for \$10,000 (\$2,000 per year). This financial support recognizes their academic achievements and is a testament to our unwavering commitment to their success. To continue to be eligible for the scholarships, Bridge Scholars must participate in a CU LEAD community and the Bridge Scholars Programming.

1st Year Mentorship Program

The 1st Year Mentorship Program provides comprehensive support and guidance to first-year students who were part of the summer bridge program, as they begin their new academic journey. Our goal is to create a sense of belonging within the university community by offering tailored mentorship that enhances their educational, personal, and social growth. Our experienced mentors check in with their mentees monthly, empowering them to overcome challenges, set goals, and lay the foundation for a successful and gratifying college journey. Our mentors understand the unique challenges and triumphs of being a first-generation college student and offer invaluable guidance, insights, advice, and encouragement tailored to their mentees' needs and aspirations. By fostering meaningful one-on-one relationships, our mentorship program equips students with the tools and support they need to navigate the complexities of university life with confidence and resilience. Our mentors receive comprehensive training and supervision to ensure that they provide high-quality support and create a conducive environment for each mentee.

Mentorship/Guidance

The Bridge Scholars Program is dedicated to helping first-generation students throughout their academic journey by providing mentorship and guidance. The program staff strives to support students in transitioning to university life and to remove any obstacles to success, ensuring that every student has the necessary tools to excel academically, personally, and professionally. By offering mentorship, guidance, and assistance, the Bridge Scholars Program empowers students to overcome challenges, seize opportunities, and achieve their full potential. The program aims to foster a supportive community where all students can thrive and obtain their degrees.

Bridge Program Impact:

Since its inception in AY 2015, the Bridge Scholars Program has provided programming to **157** precollege alums. This number is approximately **28%** of the precollege alum who entered the University of Colorado Boulder in that same period, with the lowest percentage being 15% in the fall of 2015 and the highest rate being 42% in the Fall of 2019. Of the 157 participants in the Summer Bridge programs during this period, **97% (152)** have graduated or are still enrolled at the University of Colorado Boulder. In comparison, **81% (412)** of the overall precollege alum who attended the University of Colorado Boulder in that same period have graduated or are still enrolled at the University.

2023-2024 FY Accomplishment Highlights

Summer Bridge Scholars Program

- Successfully executed and delivered a four-week in-person summer program for 20 students from all precollegiate programs from the University of Colorado campuses, 1 Native American participant from the CU Boulder Upward Bound program, and 7 first generation students.
- Successfully executed and offered two college courses, LEAD 1000 and WRTG 1150, for six credit hours to summer participants;
- Successfully executed a Health & Wellness seminar, a community course designed for students seeking to refine and develop skills to support their physical and mental well-being while increasing their resilience and ability to persist through their degree;
- Successfully executed a CU 101 course that partnered and connected participants with other CU Boulder departments: Admissions, Financial Aid, Bursars, Center for Inclusion and Social Change, Public Achievement, Education Abroad, Disability Services, Career Center, and Student Organizations to meet critical administrators and build resources on campus. The CU 101 course also provides information on academic success, financial literacy, and self-development for participants' transition.
- Successfully built a peer community for participants to have a sense of belonging at CU.
- Summer Bridge Scholars achieved a **3.96** cumulative GPA average for the 2 – 3 credit hour courses offered during the Summer Bridge Program.

1-day Bridge Scholars Program

- Successfully implemented a one-day bridge program for **29** precollegiate students who could not attend the four-week summer bridge program to assist them in their acclimation to campus. The staff met virtually with those students who could not attend in person.
- Successfully provided programming on CU 101 topics, Health & Wellness, CU LEAD Programs, Scavenger Hunt, Resources.

Academic Year Bridge Scholars

- Community Programs
 - Successfully hosted two community building programs in the fall with 90 combined attendees

- Successfully hosted a FAFSA seminar for Bridge Scholar participants. As well as student staff for the Office of Precollege Outreach & Engagement.
- Successfully hosted a comprehensive health and wellness workshop with all 1st year mentors and mentees followed by a CU Men's Basketball game.
- Successfully hosted events each semester, in partnership with the Center of Inclusion and Social Change, to expand supportive community for the Bridge Scholars beyond precollege peers.
- Partnered with POP and PCDP to successfully host a graduation ceremony in the spring honoring our undergraduates and high school seniors.
- Career Development
 - Successfully hosted four professional development activities for precollege bridge program participants.
 - These workshops involved collaboration with various partners including:
 - Career Services for the Interview and Resume workshops
 - Elevations Credit Union for the Budgeting 101 workshop
 - CMCI's Josephine Jones Speaking Lab for the Presentation skills workshop

The Bridge Scholars program hosted

- Graduation
 - In Collaboration with POP and PCDP we effectively organized the graduation ceremony for program alumni graduating from CU Boulder, with a total of **46** graduates during the Academic Year 2023-24
 - Summer 2023 - 2 graduates
 - Fall 2023 - 8 graduates
 - Spring 2024 - 32 graduates
 - Summer 2024 - 4 graduates

These graduates received degrees in a variety of majors. In addition, several of these students worked for the Office of Precollege Outreach & Engagement, as Peer Counselors/Peer Mentor Leaders and Teaching Assistants, throughout their undergraduate college careers.

- Professional Development
 - 13 students will attend NCORE (National Conference on Race and Ethnicity) May 27th-June 1st

- Preparing them by working on resumes in collaboration with career services
- Plan to attend a community service event while there
- Will come back and present to our Bridge students on a topic of their interest covered during the conference
- Successfully provided professional development training to student staff to enhance their job skills.

Scholarships

- **210** LEAD scholarships were awarded, and multiple scholarships were provided by individual and corporate donors.

1st Year Mentoring Program

- Successfully developed a Canvas course that Peer Mentor Leaders used each month. It was designed to discuss different topics to help the mentees navigate throughout their first year at CU.
 - The following topics were incorporated into the Canvas course:
 - Registration, Study Abroad 1st year scholarship application, housing plans for next year including finding off-campus housing, student employment, studying habits, how to find tutoring, General scholarship application.
 - Provided mentees with a survey to assess their experience with their mentor to help grow our program and improve the training provided to the mentors

Mentorship/Guidance

- Successfully met with 32 Bridge Scholars students whose Cumulative GPAs dropped below 2.5 to ensure they received the necessary guidance to improve their academic performance in order to meet their scholarship requirements.
- Actively advising all 233 precollege alums (including 5th and 6th years who do not receive the LEAD scholarship) to ensure they feel supported and have a sense of community in our office.

Other

- Successfully hired a part time Bridge Coordinator

- Revised Pre/Post Surveys for academic year events as well as the Overall Survey to better assess summer programming
- Redeveloped Mission/Outcomes for the program for better assessment

2024-2025 FY Future Plans/Modifications

Summer Bridge Scholars Program

- Continue to administer the four-week Summer Bridge Scholars Program and offer the program to select first-generation students from precollege outreach programs external to the University of Colorado in alignment with the campus' Inclusion, Diversity, and Excellence in Academics (IDEA) plan. This expansion of service will provide access to the Bridge Scholars Program to other selected first-generation students who may not currently have an opportunity to participate in a summer bridge experience. This will allow us to expand the scope of the communities we assist to transition to and build community at CU Boulder before they start the Fall semester of their freshman year and facilitate a stronger connection to the institution. The proposed increase in service will provide this same opportunity as an enticement for more Native American students who may not otherwise choose CU Boulder as their campus of choice.
- Continue to provide college credit-bearing courses (6 hours) to each student participant as part of their Summer Bridge Scholars experience.
- Continue providing a participant stipend to students completing the Summer Bridge Scholars Program. The stipend will help offset any lost wages participants may incur by participating in the 4-week program

1-day Bridge Scholars Program

- Continue to administer a one-day bridge program for precollegiate students who could not attend the four-week summer bridge program to assist them in their acclimation to campus.

Academic Year Bridge Scholars

- Provide a select number of Peer Mentors the opportunity to attend a professional conference as part of their professional development and as an enticement to increase

the number of Peer Mentors who are actively engaged with the precollege alum enrolled at the CU Boulder campus

- Continue to meet with Bridge Scholars Program students to ensure they receive the necessary mentorship and guidance during their enrollment at CU Boulder.
- Enhance the 1st year mentorship program by ensuring mentors receive relevant training and on-campus professional development experiences.
- During the academic year, the program will offer activities that provide our students with opportunities to continue to develop and enhance their academic skills, explore career/professional options and, develop leadership and community-building skills on campus.

Scholarships

- Continue to partner with the University of Colorado Boulder's Offices of Financial Aid and Scholarship Services to identify recipients of the Boulder Bridge Scholars and Boulder Bridge Ignite Scholars scholarships.
- Work with the Office of Financial Services and the University of Colorado Boulder Advancement Office to identify additional scholarship and donor resources to increase the amount of scholarship resources made available to systemwide precollege alum who attend CU Boulder.

1st Year Mentoring Program

- Partner with the university's Office of Career Services and other university resources to provide instruction on developing and practicing professional skills that participants can utilize as student employees at the university and build upon as they prepare themselves to transition into their professional careers. Providing these opportunities facilitates participants' ability to develop and strengthen their skills in resume development, networking, interviewing, internship/apprenticeship research, and application, as well as providing other strategies to maximize their ability to pursue opportunities in their chosen career fields.
- Provide an opportunity to select groups of students to travel to and attend local, regional, and national conferences that promote first-generation professional development (i.e., NASPA, NCORE, or USHLI) to meet and interact with other students and professionals in the field they are planning to pursue.

Other

- Work with the Office of Career Services and the Office of Student Employment to ensure that all Bridge Scholars students find a job on campus.

For more information, contact the Bridge Scholars Program:

Dr. Maria Castro Barajas- Director
Email: maria.barajas@colorado.edu
Phone: 303-492-2178

Angie Chavez-Lopez- Assistant Director
Email: achavez-lopez@colorado.edu
Phone: 303-492-4983

Janeth Villalobos- Coordinator
Email: Janeth.villalobos@colorado.edu



Pre-Collegiate Support
and Success Center

UNIVERSITY OF COLORADO **COLORADO SPRINGS**

**University of Colorado Colorado Springs
Pre-Collegiate Development Program**

2023-2024

**University of Colorado Colorado Springs
Pre-Collegiate Development Program
2023-2024**

About the Pre-Collegiate Support and Success Center

The Pre-Collegiate Support and Success Center (PCSSC) is an academic and socio-emotional enrichment program for prioritized middle and high school students in Colorado Springs and Pueblo. We prepare first-generation, low income, and military dependent students to pursue their postsecondary goals.

We accomplish our mission through monthly, after-school on campus workshops led by college students and professional staff where scholars learn about college preparation and success, soft skills and self-advocacy; and engage in career exploration. During our Summer Academic Institute in June, students participate in dual enrollment college credit courses, math and writing preparation, community service and career academies. Through our quarterly College Experience Program, they visit different types of college campuses while learning what makes each one unique. Families have opportunities to participate in sessions to help support their scholars throughout the year.

Vision: We encourage each other to explore, dream and achieve.

Mission: Pre-Collegiate champions and cultivates an equitable and welcoming community for scholars and families. We collaboratively create space for youth to explore, dream, and achieve postsecondary and career opportunities through mentorship, expanding personal and life skills, and utilizing a growth mindset. Pre-Collegiate advocates for inclusive practices at UCCS, partnering organizations, and in the workforce.

Pre-Collegiate Learning Objectives for Scholars and Families

1. Students will harness academic skills and success strategies.
2. Students will know & advocate for themselves.
3. Students will develop & demonstrate life skills.
4. Families will be equipped with knowledge and support in helping their scholars navigate the PCDP objectives & their post-secondary journey.
5. Students will describe & explore educational systems, their post-secondary options, and how to navigate & pursue opportunities.

Criteria for Program Selection

- Be from Pueblo or Colorado Springs
- Be a first-generation college student (neither parent has attained a 4-year degree)
- Be from an active military duty family (within 10 years)
- Be a low income student



- Have a 2.5 GPA or higher
- Have the desire to pursue postsecondary opportunities

Program Goals

- Prepare students for postsecondary success by supporting their academic and socio-emotional learning.
- Encourage students to explore career pathways beginning in middle school and continuing through high school.
- Facilitate opportunities to explore postsecondary options, and leadership development.
- Provide comprehensive monitoring and evaluation.

Program Services

- Undergraduate-led Transition Coaching.
- Opportunities to learn about new subjects and acquire better study skills.
- Tools to improve interpersonal communication and leadership skills.
- Assistance with postsecondary applications, scholarships, and financial aid applications.
- Access and referrals to community and campus resources.
- Opportunities to develop career identity and pathway.
- Opportunities to earn college credit through dual enrollment courses.
- Opportunities to visit college campuses and learn about different majors/minors.

The PCSSC has these components of programming

- High School & Middle School programming
- Transition Coaching
- The College Experience (CXP)
- The Summer Academic Institute (SAI)
- Dual Enrollment
- STEMEO
- Pueblo Pre-Collegiate

High School and Middle School Programming

The High School Program can serve up to 200 scholars in 9th through 12th grade. Average grade-level cohort size is 50 students to ensure that long-term relationship building, coaching and mentoring can take place. In 2023, Mr. Alan Flinn was hired to oversee the Middle School Program. He redesigned recruitment and programming for 7th and 8th grade students. Ninety-six students were recruited from a wider number of schools in Colorado Springs than ever before. Middle school students seamlessly transition into the high school program through active engagement in their program. All scholars receive a series of workshops geared towards academic and socio-emotional learning as well as leadership skills. High school scholars have opportunities to suggest topics for workshops; a more student-centered change than in previous years. They have selected topics such as self-care, cooking and taxes.



High School & Middle School Transition Coaching

Peer support plays a key role in strengthening students' academic skills, motivation, and social-emotional development. It also provides a retention component to undergraduate students who serve as role-models to high school and middle school students. During the school year, Pre-Collegiate students attend workshops facilitated by undergraduate peer mentors referred to as Transition Coaches. These workshops allow Pre-Collegiate students an opportunity to connect with current UCCS students, while learning about important topics. Transition Coaches are paid for their work and receive support and professional development to help them move towards earning a college degree and being prepared for life after college.

The College Experience

The College Experience (CXP) is a program funded by the El Pomar Foundation and UCCS that helps scholars explore different college campuses for free. CXP holds annual college visits at the University of Colorado Colorado Springs, Pikes Peak State College, Colorado College, and the United States Air Force Academy. CXP campus visits are differentiated by grade levels and include mini-classes, sessions, tours, and highlights that make each institution unique. Ambassadors who are professionals within the Pikes Peak region volunteer to work with groups of students at CXP events to provide guidance, insight and mentorship through each campus visit. For the 2023- 2024 year, CXP held all sessions in person and provided transportation to scholars.

History: Between 2010 and 2018, the El Pomar Foundation ran what was formerly known as the College Readiness and Success Program. It was designed to provide students with opportunities to prepare for and access colleges and universities. After 8 successful years, the program was transitioned to the University of Colorado Colorado Springs Pre-Collegiate Development Program where it became The College Experience.

In 2024, CXP is piloting Career Academies. Career Academies are 3-day, hands-on opportunities for scholars to immerse themselves in possible major/minors and career clusters. There is a Health Academy, a Helping Professions Academy, a STEM Academy, a Business Academy, and an Arts, Music and Theatre Academy. Each includes sessions and workshops led by faculty, current students, and alumni, career and resource fairs, and opportunities to plan and carry out activities related to each career cluster.

STEMEO

STEM Education Outreach (STEMEO) was founded at UCCS in 2008. This became part of the Pre-Collegiate Success and Support Center in 2016. It is a grant-funded academic program for regional K-12 students designed to motivate and expose students to a variety of STEM activities, careers, and programs. STEMEO's goal is to increase STEM engagement and skills among students, teachers, and parents. Additionally, the center provides academic and financial support to minority and first-generation students interested in pursuing a STEM degree at UCCS and support to UCCS faculty and departments interested in supporting K-12 STEM Outreach.



In 2023-2024, STEMEO pursued and received UNITE funding to support high school students interested in a future in engineering and technology from underrepresented backgrounds. Rising 10th graders are able to join UNITE for the duration of June and receive hands-on learning around math, computer science, engineering and math skills to help students pick pathways and prepare for rigorous college coursework in these fields.

STEMEO also received a grant from Western Digital to support Pre-Collegiate middle school students with STEM learning.

Summer Academic Institute

Held in June at UCCS, the SAI consists of weekly, full day activities for rising 8th through 12th grade students. Rising 8th and 9th graders participate in four days of program. Rising 10th graders participate for five unless they are participating in the month-long UNITE Engineering program. Rising 11th graders participate for 10 days unless they are taking a month-long Dual Enrollment course.

Rising 12th graders participate for 15 days unless they are taking a month-long Dual Enrollment course. During their program, rising 12th graders complete college applications, create lists of scholarships to pursue, prepare drafts of personal statements and scholarship essays, and receive feedback and support as they get ready for postsecondary opportunities.

Rising 11th and 12th graders have an opportunity to stay in student housing at UCCS to help ease anxiety about leaving home for college and provide a supportive transition. In 2023, the overnight stay was for 2 nights. Scholars petitioned for a longer stay so in 2024, they will be on campus for 4 nights.

All students took part in a Math Bridge (a self-paced, adaptive non-credit course to support math skills) led by undergraduate math majors. They are also offered workshops to tap into creative energies (Music and Lyrics, Pop Culture, Poetry are examples). Activities such as ice breakers, team builders, and Spirit Days create a welcoming and fun environment. There is a closing ice cream social with families at the end of SAI.

Dual Enrollment

In 2023, we offered three Dual Enrollment courses during our Summer Academic Institute (SAI). Scholars could select one course and earned three college credits for successful completion.

The courses were:

- ANTH 3350: Forensic Anthropology
- INOV 1010: The Innovation Process
- HIST 1020: History of the Medieval World
- TCID 2090: Technical Communications and Writing

Scholars requested more Dual Enrollment courses resulting in an expansion of courses from three to four in 2024, plus the addition of a Gateway Program Seminar (GPS) course in the fall



of 2023, and a 1 credit GPS course called Academic Fitness for 10th graders to be offered during SAI 2024. We plan to add more Dual Enrollment courses during the fall semester for our rising 11th and 12th graders. In 2024, we will offer:

- ANTH 3350: Forensic Anthropology
- HIST 1020: History of the Medieval World
- TCID 2080: Technical Communications and Writing
- WEST 1010: Introduction to Social Justice

Pueblo

With support from the CU system, PCSSC established a Pueblo Pre-Collegiate Program at Pueblo Community College in 2022. Now led by the Pueblo Pre-Collegiate Program Manager, Dr. Luis Aviles, the program has recruited 62 new middle school participants who were welcomed at the New Scholar Orientation on February 3, 2024. Present at the Orientation were the new UCCS Chancellor Dr. Jennifer Sobanet and the President of Pueblo Community College, Dr. Patricia A. Erjavec. The program will continue to grow and take shape as we respond to Pueblo scholars' needs and interests.



For more information, contact the Pre-Collegiate Support and Success Center at:

Dr. Nancy Hernández (Hablo Español)
Executive Director
Pre-Collegiate Support and Success Center
nhernand@uccs.edu | 719-255-3295

Vicki Taylor
Assistant Director and STEM Program Manager
Pre-Collegiate Support and Success Center
vtaylor5@uccs.edu | 719-255-5124

Victoria Caruso
Program Coordinator and College Experience Coordinator
Pre-Collegiate Support and Success Center
vcaruso@uccs.edu | 719-255-3457

Alan Flinn
Middle School Program Manager
Pre-Collegiate Support and Success Center
jflinn3@uccs.edu | 719-255-3039

Shawn Sanchez
High School Program Manager
Pre-Collegiate Support and Success Center
Ssanch22@uccs.edu | 719-255-5138

Dr. Luis F. Avilés González (Hablo Español)
Pueblo Pre-Collegiate Program Manager
Pre-Collegiate Support and Success Center
Lavilesg@uccs.edu | 719-920-7909



**University of Colorado Denver
Center for Pre-Collegiate and Academic Outreach Programs**

2023-2024



University of Colorado Denver

Center for Pre-Collegiate and Academic Outreach Programs

Mission

The mission of the Center for Pre-Collegiate and Academic Outreach Programs at the University of Colorado Denver (CU Denver) is to administer pre-college and pipeline programs. These programs are designed to educate, motivate, and prepare first-generation students to be successful in pre-secondary, secondary, and post-secondary education with the ultimate goal of obtaining a higher educational degree.

Program Descriptions

The Center for Pre-Collegiate and Academic Outreach Programs at the University of Colorado Denver offers four unique and distinct pre-college programs: the Pre-Collegiate Development Program (high school), the Pre-Collegiate Middle School Academic Program, the Scholars Program, and the Family Program. These programs are designed to provide academic enhancements for middle school and high school students who are first-generation college bound students and their families. These programs emphasize early outreach, ongoing proactive academic guidance, and access to higher education support systems while the students are still in middle school and high school; in an effort to increase college enrollment, attendance, and graduation rates.

Pre-Collegiate Middle School Academic Program

The Pre-Collegiate Middle School Academic Program (PCMSAP) at the University of Colorado Denver is an academic enhancement program. This program is designed to adequately prepare first-generation students (neither of whose natural or adoptive parent(s) received a baccalaureate degree) in grades seven and eight to successfully complete their pre-secondary school career, and then enroll in a college preparatory high school curriculum. The ultimate goal is that they enroll in a college/university of their choice with the necessary skills and academic preparation to succeed at and graduate from that institution.

The Pre-Collegiate Middle School Academic Program serves as a precursor to the Pre-Collegiate Development Program when they transition into high school. Students who successfully complete the Program with a cumulative grade point average (GPA) of 2.75 or better will then be accepted to the high school program at the end of their 8th grade year.

The Program will offer students the opportunity to engage in a wide range of pre-college activities throughout the academic year. The academic year component will offer students



monthly Saturday Academies consisting of basic study skills (e.g., goal setting, effective note taking, test preparation, time management, effective listening, organization, etc.). Students will also be exposed to supplemental academic instruction, communication skills development, leadership skills development, career exploration, high school transition preparation, and parent partnership workshops.

Eligibility Requirements

- Attend a target school;
- Be a first-generation student (neither of whose natural or adoptive parent(s) received a baccalaureate degree from the U.S.);
- Possess a minimum cumulative Grade Point Average (GPA) of 2.75; and
- Meet one of the following criteria:
 - Be a member of a single parent-family;
 - Be the eldest child in the family, or
 - Have a strong desire to pursue higher education.

2023-24 FY Accomplishment Highlights

- Successfully recruited 176 new students into the program, fall 2023.
- Successfully hosted a new student/parent orientation for newly admitted students.
- Successfully implemented and administered monthly Saturday Academy workshops during the academic year (fall and spring semester) to program students.
- Successfully hosted a transitional workshop for program eighth graders to the Pre-Collegiate Development Program (High school program).
- Assessed and evaluated Saturday workshops.
- Successfully managed program projected budget to anticipate and curtail budget expenses.
- Successfully coordinated a planning day for staff to plan, develop, and implement program activities.
- Successfully provided professional development to student staff to enhance their skills to work effectively with program students.
- Matriculated 93 students to the Pre-Collegiate Development Program (High school program), fall 2023.

2024-25 FY Future Plans

- Implement and administer the Pre-Collegiate Middle School Academic Program.



- Administer monthly workshops to program students during the academic year (fall and spring semesters).
- Assess and evaluate Saturday Academy workshop topics for students and families and make the necessary adjustments.
- Develop and implement recruitment strategies to increase number of students into the program.
 - Continue to strategize plans to work with schools that have not been successful in referring students to the program.
 - Add additional target schools.
- Continue to maintain the pipeline program to the Pre-Collegiate Development Program (High school program).
 - Conduct Saturday workshops in June and July for students who finished their middle school career (eighth grade) to strengthen the success of pipeline in transitioning students into the Pre-Collegiate Development Program (High school program).

Pre-Collegiate Development Program

The Pre-Collegiate Development Program (PCDP), is an institutionally funded academic enhancement program for high school students. This program has been in existence on the Denver Campus since January 1988. The program's objective is to motivate and prepare first-generation college bound students (neither of whose natural or adoptive parent(s) received a baccalaureate degree in the U.S.) who attend a Denver metro-area high school, to successfully complete high school on a timely basis and develop the necessary skills to enter and graduate from a post-secondary institution.

The program offers students in grades 9 through 12 the opportunity to engage in a wide range of pre-college activities throughout the academic year. The academic year component provides students monthly Saturday workshops consisting of the college access process, financial aid, college fair, career fair, college entrance exam preparation/interpretation, leadership skills, interpersonal skills, and study skills workshops.

Sophomores prior to the junior year, participate in a two-week summer academic program at the University of Colorado Denver Campus. The two-week summer academic program includes SAT Mathematics Preparation, SAT English Preparation, and Ethnic Literature course with an emphasis on writing. In addition, juniors prior to their senior year, participate in a five-week summer academic program at the University of Colorado Denver Campus. This session consists



of accelerated high school mathematics (Algebra II through Calculus) and college prep seminar along with college credit-granting courses in the following areas: English Composition and English Workshop. Students are awarded letter grades (A-F) in their summer classes. Students' summer grades are sent to their host high school registrars to be incorporated on their high school transcripts.

Eligibility Requirements

- Attend a target school;
- Be a first-generation student (neither of whose natural or adoptive parent(s) received a baccalaureate degree from the U.S.);
- Possess a minimum cumulative Grade Point Average (GPA) of 2.5; and
- Meet one of the following criteria:
 - Be a member of a single parent-family;
 - Be the eldest child in the family; or
 - Have a strong desire to pursue higher education.

2023-24 FY Accomplishment Highlights

- Successfully implemented and administered the five-week summer academic program for rising seniors (2023).
- Successfully implemented and administered the two-week summer academic program for rising juniors (2023).
- Successfully implemented and administered monthly Saturday Academy workshops during the fall and spring semesters.
- Successfully administered the annual system-wide Pre-Collegiate College Fair for juniors, seniors, and families.
- Successfully administered the Pre-Collegiate Career Day for program juniors and seniors.
- Successfully evaluated Saturday Academy workshops for students and made the necessary changes.
- Successfully managed program projected budget to anticipate and curtail budget expenses.
- Successfully provided professional development to student staff to enhance their skills to work effectively with program students.
- Successfully coordinated a planning day for staff to plan, develop, and implement program activities.



- Successfully worked in partnership with other CU Denver departments: English Department, Financial Aid and Scholarships Office, Office of First- Year Experiences, Center for Identity and Inclusion, Office of Recruitment and Undergraduate Admissions, TRIO Student Support Services, Counseling Center, and Career Center.
- Successfully administered the Pre-Collegiate Scholarship to system-wide Pre-Collegiate students matriculated to CU Denver.
- Successfully recruited 154 new students into the program, fall 2023.
- Successfully administered the Pre-Collegiate Mentorship Program for Pre-Collegiate students who matriculated to CU Denver.
- Successfully completed the college placement for the 2023 high school graduates:
 - Graduated May 2023: 98
 - Matriculated to 4-year institutions fall 2023: 84 (86%)
 - Matriculated to CU Denver fall 2023: 31 (32%)

2024-25 FY Future Plans

- Implement and administer monthly Saturday Academy workshops for the academic year (fall and spring semester).
- Implement and administer the 5-week Summer Academic Program.
- Implement and administer the 2-week Summer Academic Program.
- Partner with CU Denver Lynx Summer Academy to administer the Pre-Collegiate Summer Bridge Program to system-wide Pre-Collegiate students who will matriculate to CU Denver.
- Coordinate the recruitment of students into the program.
 - Continue to develop strategy to recruit students from target schools that have not been successful in referring students to the program.
- Continue the partnerships with other CU Denver departments to provide services to program students: English Department, Financial Aid and Scholarships Office, Office of First- Year Experience and Student Transition and Family Engagement, Center for Identify and Inclusion, Office of Recruitment and Undergraduate Admissions, TRIO Student Support Services, Career Center, Counseling Center, and others.
- Assess and evaluate Saturday Academy workshop topics and make the necessary adjustments.
- Continue to fine-tune and administer the Pre-Collegiate Mentorship Program.
- Provide professional development to staff.
- Coordinate and facilitate staff planning day.



- Administer the Pre-Collegiate Scholarship to system-wide Pre-Collegiate students matriculating to CU Denver.
- Monitor college placement for the 2024 PCDP graduating class.
 - Anticipated Graduates: 91
 - Anticipated to matriculate to 4-year institution: 82 (90%)
 - Anticipated to matriculate to CU Denver: 27 (30%)

CU Denver Scholars Program

The scholars Program at the University of Colorado Denver is an early college enrollment program for high achieving first-generation high school seniors in the Denver metro area. Students enroll in a three-college credits course on the University of Colorado Denver Campus during the fall and spring semester of their senior year. The credits that students earn can be applied toward their college degree requirements.

Students also participate in monthly Saturday workshops designed to introduce them and their families to the college access process and college environment.

Eligibility Requirements

- Attend a target school;
- Be a first-generation student (neither of whose natural or adoptive parent(s) received a baccalaureate degree from the U.S.);
- Possess a minimum cumulative Grade Point Average (GPA) of 3.0; and
- Meet one of the following criteria:
 - Be a member of a single parent family;
 - Be the eldest child in the family; or
 - Have a strong desire to pursue higher education.

2023-24 FY Accomplishment Highlights

- Successfully implemented and administered monthly Saturday Academy workshops for Center seniors.
- Successfully administered the annual system-wide Pre-Collegiate College Fair.
- Successfully administered the Pre-Collegiate Financial Aid workshop for seniors and parents.
- Successfully administered the annual Pre-Collegiate Career Day.



- Successfully evaluated Saturday Academy workshops for students.
- Successfully worked in partnership with other CU Denver departments to provide services to program students: Financial Aid and Scholarships Office, Office of First Year Experience and Student Transition and Family Engagement, Center for Identity and Inclusion, Office of Recruitment and Undergraduate Admissions, TRIO Student Support Services Program, Career Center, and Counseling Center.
- Successfully recruited 84 new students into the program, spring 2024.
- Successfully provided professional development to student staff to enhance their skills to work effectively with program students.
- Successfully coordinated a planning day for staff to plan, develop, and implement program activities.
- Successfully completed the college placement for the 2023 high school graduates:
 - Graduated May 2023: 44
 - Matriculated to 4-year institutions fall 2023: 39 (89%)
 - Matriculated to CU Denver fall 2023: 17 (39%)

2024-25 FY Future Plans

- Implement and administer monthly Saturday Academy workshops for the academic year (fall and spring semesters).
- Coordinate the recruitment of students into the program.
 - Continue to develop strategy to recruit more students from target schools that have not been successful in referring students to the program.
- Continue the partnerships with other CU Denver departments to provide services to program students: Financial Aid and Scholarships Office, Office of First- Year Experience and Student Transition and Family Engagement, Center for Identity and Inclusion, Office of Recruitment and Undergraduate Admissions, TRIO Student Support Services Program, Career Center, Counseling Center and others.
- Assess and evaluate Saturday Academy workshop topics and make the necessary adjustments.
- Monitor college placement for the 2024 PCDP graduating class.
 - Anticipated Graduates: 33
 - Anticipated to matriculate to 4-year institution: 29 (88%)
 - Anticipated to matriculate to CU Denver: 11 (33%)



Family Program

The Pre-Collegiate Family Program is designed to work with parents and families of students who currently participate in one of the programs at the Center. The program works directly with families and expands the educational curriculum currently being offered. As program students continue to receive important information on college preparation and how to be successful once they get to college, it is equally important to help their parents so that they can support their students confidently. The program will provide workshops for families during the Saturdays that their students are on campus. This will help to alleviate some of the fears that parents may have about guiding their students to attend a good fit college and facilitate the student's eventual transition to the college campus of their choice.

2024-25 FY Future Plans

- Develop and implement a comprehensive family program to assist program families in guiding their students and provide them with knowledge on the college process;
- Implement and administer workshops;
- Assess and evaluate Saturday workshop topics and make the necessary adjustments;
- Partner with other CU Denver departments to provide services to program families: Financial Aid and Scholarships Office, Office of First- Year Experience and Student Transition and Family Engagement, Center for Identity and Inclusion, Office of Recruitment and Undergraduate Admissions, TRIO Student Support Services Program, Career Center, Counseling Center and others.
- Create a Family Program newsletter to send to families of students who participate in one of the Center programs;

Summer Bridge Program

The Pre-Collegiate Summer Bridge Program is designed to offer CU system-wide Pre-Collegiate graduates, who decide to matriculate to the University of Colorado Denver (CU Denver) the opportunity to enroll in college classes prior to starting in the fall semester. Students enroll in one three-college credit course in "Fundamental of Communications" along with two one-college credit courses in "College Success." The "College Success" courses are designed to help students to make a smooth transition from high school to the University of Colorado Denver and get them acclimated to the campus as they start their college career. The Summer Bridge Program is a partnership between the Center for Pre-Collegiate and Academic Outreach Programs, the Office of First-Year Experience and Student Transition and Family Engagement,



and the Communication Department. There were 5 students that participated in the 2023 Summer Bridge Program.

Mentorship Program

The Pre-Collegiate Mentorship Program offers system-wide Pre-Collegiate students who matriculate to the University of Colorado Denver the opportunity to engage during the students' freshmen year. The MP serves an important role in supporting students in navigating the various challenges and barriers they may encounter during their initial college experiences at CU Denver. It is the belief that the MP will help to alleviate some of the challenges that these students may encounter during their freshmen year and assist them to become successful students at the University of Colorado Denver by working with MP mentors. The MP utilizes former Pre-Collegiate students who have successfully completed at least one year of course work at CU Denver to serve as mentors. 55 former Pre-Collegiate students participated as mentees and 50 former Pre-Collegiate students served as mentors during the 2023-2024 academic year.

Pre-Collegiate Scholarship

The Pre-Collegiate Scholarship at the University of Colorado Denver is designed to provide financial support to system-wide Pre-Collegiate students who completed their Pre-Collegiate Program in good standing and matriculated CU Denver. Students who successfully meet the university's Financial Aid Satisfactory Academic Progress (SAP) requirement, can receive the scholarship up to eight semesters excluding summer terms during their undergraduate study at the University of Colorado Denver.

Partnership with the CU Denver

Through the years, the various departments along with the schools and colleges at the University of Colorado Denver have played integral roles to the success of the programs at the Center for Pre-Collegiate and Academic Outreach Programs. The partnerships take place during the academic year (fall and spring semesters) and during the summer term.

English Department

The Pre-Collegiate Development Program has partnered with the English Department at the University of Colorado Denver during the Five-Week Summer Academic Program for many years to provide students with writing courses to enhance their writing skills. Students were placed in a college credit English course based on how they tested out on a writing assessment.



Students either enrolled in a college Writing Workshop or English Composition course. They received three-college credits for the course.

Office of Recruitment and Undergraduate Admissions

The Center for Pre-Collegiate and Academic Outreach Programs worked closely with the Office of Undergraduate Admissions to grant admissions to Pre-Collegiate students who participated in the Five-Week Summer Academic Program and the Scholars Program. Center seniors were invited to a workshop in August to complete the CU Denver degree seeking application. Staff from the Office of Recruitment and Undergraduate Admissions assisted students to apply for regular admissions to the university. Additionally, staff from the Office of Recruitment and Undergraduate Admissions presented various workshops to program students throughout the year.

Financial Aid and Scholarships Office (FASO)

The Center for Pre-Collegiate and Academic Outreach Programs partnered closely with the Financial Aid and Scholarships Office to provide assistance to Center seniors in completing the FAFSA. During the financial aid workshop, FASO sent staff to work with Center students and parents to help answer questions related to financial aid. Additionally, FASO worked closely with the Center to make sure that the Pre-Collegiate Scholarship is awarded to students who matriculated to CU Denver. This partnership has been beneficial to students and their families.

First-Year Experiences (FYE)

The Center for Pre-Collegiate and Academic Outreach Programs worked closely with the Office of First-Year Experiences in offering a “College Success” course during the Pre-Collegiate Summer Bridge Program to students who matriculated to the University of Colorado Denver. Additionally, FYE staff also participated in other Pre-Collegiate related events to provide support for Pre-Collegiate students.

Learning Resources

The Learning Resources Center participated in the “Pre-Collegiate Next Step to Success at CU Denver” to share information on tutoring services and study skills workshops to Pre-Collegiate students who matriculated to CU Denver. This partnership was critical to the success of these students as they started their college education at CU Denver.



Career Center

The partnership with the CU Denver Career Center has not only benefited the Center students but also the Pre-Collegiate staff. Staff from the Career Center presented workshops to Pre-Collegiate students to provide them with guidance on various career outlooks. Additionally, the Career Center provided professional developments to program student staff to enhance their skills to work effectively with program students.

TRIO Student Support Services Program

TRIO Student Support Services (SSS) Program plays an important role to the success of Pre-Collegiate students who matriculated to CU Denver. Students who were accepted to participate in TRIO SSS Program received the necessary support services to help them succeed as college students at CU Denver.

Counseling Center

As the COVID-19 pandemic continues to affect students, the Counseling Center serves as an important resource to help students. The Counseling Center participated in the “Pre-Collegiate Next Step to Success at CU Denver” to provide information on how get support on coping with life challenges as college students at CU Denver.

Overall Summary

The Center for Pre-Collegiate and academic Outreach Programs at the University of Colorado Denver conducted its activities on campus during the 2023-24 academic year. The 2023 two-week and five-week summer academic programs were held on campus for rising juniors and rising seniors respectively. Additionally, the Summer Bridge Program was held on campus for system-wide Pre-Collegiate students who matriculated to CU Denver. The Center successfully recruited new students into the various programs during the 2023-24 recruitment cycle as outlined above, putting us at pre-pandemic participation numbers. Lastly, the Center is excited to develop and implement its Family Program which will start in August of 2024.

The Center will continue to make the necessary adjustments in its programing to provide effective services to all students participating in one of the Center programs. The Center plans to conduct its annual summer programs in-person for the 2024 summer term.



**Center for Pre-Collegiate and Academic Outreach Programs
University of Colorado Denver
1200 Larimer Street
North Classroom, Ste. 4032
Campus Box 147, P.O. 173364
Denver, CO 80204-3364**

Greg Lee
Center Director
PH: 303-315-7070
Email: greg.lee@ucdenver.edu

Leslie Farrell
Middle School Manager
PH: 303-315-7070
Email: leslie.farrell@ucdenver.edu

Norma Marquez
High School Program Manager
PH: 303-315-7070
Email: norma.marquez@ucdenver.edu

Daniela Castorena
Scholars Program Senior Coordinator
PH: 303-315-7070
Email: daniela.castorena@ucdenver.edu

Tiffany Bolanos
Family Program Coordinator
PH: 303-315-7070
Email: tiffany.bolanosflores@ucdenver.edu



Pre-Health Scholars Program

UNIVERSITY OF COLORADO
ANSCHUTZ MEDICAL CAMPUS

**University of Colorado Anschutz Medical Campus
Office for Educational Outreach and Pathway Initiatives
CU Pre-Health Scholars Program**

2023-2024



Pre-Health Scholars Program

UNIVERSITY OF COLORADO
ANSCHUTZ MEDICAL CAMPUS

**University of Colorado Anschutz Medical Campus
Office for Educational Outreach and Pathway Initiatives
CU Pre-Health Scholars Program
2023-2024**

Introduction

CU's commitment to accessibility, innovation, and transformative education resonates deeply with the CU Pre-Health Scholars Program (CUPS) mission. By aligning with CU's strategic pillars of Affordability & Student Success, Discovery & Impact, Diversity, Inclusion, Equity & Access, and Fiscal Strength, CUPS seeks to expand opportunities for students from diverse backgrounds to excel in STEAM and healthcare careers.

Through rigorous academic activities, mentorship, and exposure to various STEAM and health-specific technologies, CUPS empowers scholars to thrive in post-secondary education and beyond. By fostering a culture of scholarship, innovation, health equity, and wellness, CUPS instills in students the skills and confidence to navigate the complexities of higher education and the healthcare industry. As CUPS continues to evolve and expand its reach, it remains dedicated to promoting diversity, equity, and inclusion in healthcare education and practice. By collaborating with CU's strategic initiatives and leveraging resources across the university system, CUPS aims to create an equitable pathway of talented and diverse healthcare professionals committed to addressing underserved communities' needs and advancing health equity.

STEAM and health careers historically lack diversity among the professionals within the fields, reducing perspective and often resulting in disparities in the services they provide. The CU Pre-Health Scholars Program (CUPS) is an academic enrichment program designed to provide resources and guidance to students from diverse backgrounds and identities interested in entering health professions. CUPS Scholars will graduate from high school with the experience and knowledge to be successful in college and as they move into their chosen careers.

Program Description

The CU Pre-Health Scholars Program (CUPS) serves scholars from middle school and high school grades 6th through 12th. It is an academic enrichment and integrative support program designed to build cultural confidence and expose first-generation, underrepresented, and/or low-income students to high-impact events, research, STEAM, and Healthcare careers while preparing our scholars to be competitive applicants for post-secondary education and matriculate into a professional health career program or graduate school program. Scholars participate in once-a-month Saturday Academy during the academic year and annually in the summer intensive session. Our application is open to any student in Colorado from 6th through



Pre-Health Scholars Program

UNIVERSITY OF COLORADO
ANSCHUTZ MEDICAL CAMPUS

12th grade. We prioritize students from Title 1 Aurora Public Schools and Denver Public Schools who identify as first-generation students or students with financial need.

The CUPS program staff values the perspectives and experiences that CUPS Scholars and their family members bring to the program. At various times throughout the year, staff members may ask scholars or family members for feedback on the program.

CUPS curriculum supports students' growth through various academic activities, college visits, mentoring, and exposure to different STEAM and health-specific technologies and careers. Students move through the program with a cohort of peers from various schools to collaborate, share ideas, and support each other's learning during their time in the program. CUPS aims to help students better understand themselves and the impact of societal systems on their experiences and future careers. Over four years, CUPS high school participants have participated in classes and activities focusing on a particular theme and enhancing their self-awareness, critical thinking, collaboration, communication, and self-advocacy skills.

Middle School Cohort:

It aims to introduce STEAM subjects and career pathways for scholars from 6th through 8th grade. The curriculum includes STEAM lessons, critical thinking reflections, panel hearings, and experiential learning.

Freshman Cohort:

It aims to instill a comprehensive understanding of essential biomedical concepts in first-year high school students, underscoring their significance in everyday life. This cohort explores topics like cancer biology and the central dogma of molecular biology. By offering hands-on experiences and interactive sessions, we nurture students' passion for biomedical science, fostering curiosity and expanding their knowledge base across various sub-disciplines. Guest lectures and collaborative activities enrich their learning, connecting theory to real-world application.

Sophomore Cohort:

It aims to provide sophomores with an immersive experience in biotechnology and coding, offering a blend of theoretical knowledge, hands-on activities, and exposure to real-world applications. This cohort year fosters a deeper understanding of biotechnology concepts, introduces fundamental coding skills, and inspires ethical considerations in STEM fields.

Junior Cohort:

It aims to immerse junior participants in an experience centered on health science research, financial literacy, and post-secondary preparation to empower young minds with essential skills and awareness. This comprehensive initiative integrates multidisciplinary learning experiences,



Pre-Health Scholars Program

UNIVERSITY OF COLORADO
ANSCHUTZ MEDICAL CAMPUS

offering students a dynamic curriculum encompassing a college credit-bearing course, research methodologies, SAT prep, and fundamental financial literacy concepts. This cohort year equips students with practical knowledge and cultivates critical thinking and research skills, fostering a sense of responsibility toward building healthier, equitable communities. By bridging these crucial domains, the junior year programming aspires to inspire young learners and instill the confidence to make informed decisions about their health, finances, and broader societal issues.

Senior Cohort:

It aims to prepare high school seniors for a successful transition to post-secondary education by providing a comprehensive curriculum focused on academic success, healthcare & STEAM career exploration, financial planning, and health equity research and awareness. Students will develop the knowledge, skills, and confidence needed to thrive in college and beyond through experiential learning opportunities, credit-bearing courses, certifications, and hands-on activities.

Vision

The CU Pre-Health Scholars Program envisions education and medical systems that provide quality service to all. Through a holistic understanding of social determinants of health, researchers and practitioners center on historically marginalized communities' values, experiences, and needs.

Mission

The CU Pre-Health Scholars Program (CUPS) serves grades 6th through 12th and exposes scholars to high-impact events, research, STEAM, and Healthcare careers. At the same time, we are preparing our scholars to be competitive applicants for post-secondary education and matriculation into professional health careers or graduate school programs.

Our objective is to provide formal and informal learning opportunities for high school and middle school students and their families to foster academic excellence and interest in STEAM and ultimately improve enrollment and graduation from college. CUPS seeks to create a seamless pathway to professional and graduate school admissions and competition by working directly with the Undergraduate Pre-Health Program.

Values

- Integrative approach to student engagement
- Addressing health inequities
- Providing inclusive curriculum
- Improving cultural sensitivity and responsiveness



Pre-Health Scholars Program

UNIVERSITY OF COLORADO
ANSCHUTZ MEDICAL CAMPUS

- Fostering a welcoming, inclusive environment for the campus community
- Providing mentorship and leadership opportunities through networking and community involvement
- Promoting excellence and innovation
- Bridging underrepresented populations through the K-20 spectrum to healthcare, STEAM, and research disciplines
- Infusing empowerment by increasing social capital

In the fall of 2023, we welcomed our first cohort of middle school participants. With the additional support from the CU System, we hired a middle school track program manager to oversee the creation and development of the middle school track into the CU Pre-Health Scholars Program (CUPS), in which the middle school program will have its first summer intensive summer 2024.

Four Pillars of CUPS

1. **Scholarship** - Scholars, as we define the term, are people who contribute thoughtful insight, analysis, and perspective to academic conversations. We provide opportunities for students to become emerging scholars, dedicate themselves to life-long learning, and recognize the power and value of their voice and knowledge.
2. **Innovation** - Seeking new and creative ways of identifying problems based on research, student needs, interests, cultural knowledge, and emerging technology.
3. **Health Equity** - A health care system that supports and values the life experiences and values of all based on a nuanced understanding of social power and compassion for others.
4. **Wellness** - The state of thriving mentally, physically, and socially. Wellness goes beyond physical health to include mental well-being as demonstrated by one's happiness, positive sense of self, and ability to build relationships with people from different backgrounds and experiences.

Program Objectives

Experiential Learning in Healthcare, Research, and Scholarly Activities

97 % of participants will complete experiential learning in healthcare, research and/or scholarly activities that will directly impact their educational progression each CUPS Program year.

Post-Secondary Enrollment

93% of our participants will matriculate into a post-secondary institution(s) of their choice in the fall immediately following CUPS senior graduation.



Pre-Health Scholars Program

UNIVERSITY OF COLORADO
ANSCHUTZ MEDICAL CAMPUS

Continued Connection

87% of graduating scholars will join the Alumni Connection for continued networking and support.

Eligibility:

- Must be a current 6th through 12th grader.
- Must have and maintain a minimum GPA of 2.0 throughout the program.
- Must desire to pursue a career in healthcare or a related STEAM profession after graduation.
- Must commit to active participation.
- Must be a first-generation college-bound student (neither of whose natural or adoptive parent(s) received a baccalaureate degree in the U.S.).
- Must be a member of a one-parent family.
- Must be a member of a historically underserved group (i.e., individuals from low-income backgrounds, rural communities, attend Tile 1 APS or DPS or schools with limited educational opportunities AP/extracurriculars)

College Immersion – Core Courses:

We have been providing college-level courses for the CU Pre-Health Scholars participants on the CU Anschutz Medical Campus. These additional academic/educational tools have enhanced our program and provided students the opportunity to receive additional college credit in preparation for higher education during their junior and senior high school academic years. Research shows that high school students who take college credit courses during high school will earn a high school diploma, initially enroll in a four-year institution, enroll full-time, and persist in college to a second semester. They also have significantly higher cumulative college GPAs three years after high school graduation than their peers who did not participate, and they earned more college credits (indicating progress toward a degree) than non-participating peers (Redden 2007).

2023-24 FY Accomplishment Highlights:

- Successfully implemented and delivered the multi-cohort two and six-week summer programs.
- Successfully implemented and delivered Saturday Academies. (Both in-person and virtually),
- Successfully certificated senior cohort scholars in CPR & Foundations in Equity
- Successfully launched junior research track, including an introduction to research & methodology.



Pre-Health Scholars Program

UNIVERSITY OF COLORADO
ANSCHUTZ MEDICAL CAMPUS

- Successfully completed SAT preparation series.
- Successful pilot of the middle school curriculum at the Boys and Girls Club in the Summer and MLK Early College in the Fall.
- Successfully held a Middle School Exposure Day in July of 2023.
- Successfully held an inaugural K-12 STEAM Exposure Day in October of 2023.
- Fall Robotics After School Program supported by BioEngineering Empowerment Program at Boston P-8 School.

2024-25 FY Future Plans

- Continue to strengthen our partnerships with the professional programs on the CU Anschutz Medical Campus.
- Seek additional internship opportunities and partnerships for our participants.
- Continue to develop college-level course opportunities for our participants on the CU Anschutz Medical Campus and cross-collaborate with CU Denver.

2024-2025 Roll Out:

- **Fall UNIV 1111** (FYE course) course at CU Denver. UNIV 1111 is a 3-credit elective course at CU Denver. UNIV 1111 covers college success skills, such as time management, study skills, engagement and involvement, and getting along with faculty. In addition, it incorporates an introduction to career development and undergraduate research.
- All senior cohort scholars will register as CU Denver non-degree students for a 3-credit UNIV course. CU Anschutz will pay for this course, and the mode is hybrid, including a virtual component and seven in-person dates to be held on Saturdays in the fall of 2024. Scholars will continue their group health equity projects within the UNIV course and create a group research proposal. Scholars will present their proposals as their final project for this course.
- **In spring 2025**, the Senior Cohort and CU Denver Pre-Collegiate seniors will enroll in a 1-credit virtual course w/ CU Denver, either UNIV 1112: Career and Major Exploration or UNIV 2110: Financial Literacy. During this term, first-generation scholars who have named CU Denver their primary institution for post-secondary education will complete the Lynx Academy Application and can apply to join the CU Denver Bridge program, earning the scholar up to an additional seven credits before their first term at CU Denver.
- Collect and analyze alumni data and current participant evaluations.
- Have all graduating scholars join the Pathways Alumni Connection to support longitudinal data collection.
- Strengthen the parent/family programming and networking opportunities.



Pre-Health Scholars Program

UNIVERSITY OF COLORADO
ANSCHUTZ MEDICAL CAMPUS

- Expand the Technology Innovation Lab to support sophomore-level introduction to biotechnology and juniors Inworks courses to enhance the opportunities for participants to conduct research.
- Continue to develop a seamless eight-year curriculum from 6th grade through undergraduate.
- Continue developing the middle school track to provide health equity research, technology knowledge, and professional career access.
- Upon the 24-25 middle school cohort blending of grade levels for the first year, there will be a refined grade level-based curriculum post feedback and evaluation for future cohorts.
- Continue to host the K-12 STEAM Exposure Day during the Summer.
- Continue strengthening relationships with professional school stakeholders to provide pathway tools and resources for families and communities.

For more information, contact the CU Pre-Health Scholars Program:

Jessica Luna-Garcia, Ed.D. (*Pronouns: she/her/hers*)

Program Director, K-12 Programming | CU Pre-Health Scholars Program (CUPS)

Office for Educational Outreach and Pathway Initiatives

Sothary Chea, M.S. (*Pronouns: she/her/srey*)

Manager, K-12 Programming | CU Pre-Health Scholars Program (CUPS) Middle School Track

Office for Educational Outreach and Pathway Initiatives

Alisya Rodriquez, (*Pronouns: she/her/hers*)

Pathway Program Specialist, Office for Educational Outreach and Pathway Initiatives

Dominic F. Martinez, Ed.D. (*Pronouns: he/him/his*)

Assistant Vice Chancellor, Office for Educational Outreach and Pathway Initiatives

James Speed, M.S. (*Pronouns: he/him/his*)

Director, Office for Educational Outreach and Pathway Initiatives



University of Colorado

Boulder | Colorado Springs | Denver | Anschutz Medical Campus

**University of Colorado System
Pre-Collegiate Development Program
2023-2024**

Data Appendix



University of Colorado Boulder
Pre-Collegiate Development Program
2023-2024

University of Colorado Boulder
2023-24 Pre-Collegiate Development Program Enrollment ¹

	Middle School			High School					All	
	7th Grade	8th Grade	Total	9th Grade	10th Grade	11th Grade	12th Grade	Total		
African American	1	2	3	5	7	7	5	24	27	3%
Male	1	1	2	4	4	3	1	12	14	2%
Female	-	1	1	1	3	4	4	12	13	2%
Hispanic or Latino	61	134	195	114	120	136	88	458	653	76%
Male	28	45	73	41	44	48	35	168	241	28%
Female	33	89	122	73	76	88	53	290	412	48%
Asian/Pacific Islander	1	2	3	5	6	8	4	23	26	3%
Male	1	1	2	1	2	5	1	9	11	1%
Female	-	1	1	4	4	3	3	14	15	2%
American Indian	1	1	2	3	1	2	2	8	10	1%
Male		-	-	3	1	1	1	6	6	1%
Female	1	1	2	-		1	1	2	4	0%
White/Other	8	12	20	28	9	14	12	63	83	10%
Male	-	3	3	14	4	5	5	28	31	4%
Female	8	9	17	14	5	9	7	35	52	6%
More than One Race	8	9	17	8	10	22	8	48	65	8%
Male	5	2	7	4	1	9	5	19	26	3%
Female	3	7	10	4	9	13	3	29	39	5%
Total	80	160	240	163	153	189	119	624	864	100%
Male	35	52	87	67	56	71	48	242	329	
Female	45	108	153	96	97	118	71	382	535	
	56%	68%	64%	59%	63%	62%	60%	61%	62%	

¹ Enrollment as of February 2024

University of Colorado Boulder
2023-24 Pre-Collegiate Development Program Enrollment by School ¹

Middle Schools by District	7th Grade	8th Grade	Total	
Adams 12 Five Star Schools	35	68	103	43%
STEM Launch	7	34	41	17%
Northglenn Middle School	3	7	10	4%
Shadow Ridge Middle School	7	17	24	10%
Silver Hills Middle School	18	10	28	12%
Thornton Middle School	-	-	-	0%
Adams County 14	-	2	2	1%
Adams City Middle School	-	-	-	0%
Kearney Middle School	-	2	2	1%
Adams 50	2	17	19	8%
Scott Carpenter Middle School	-	-	-	0%
Shaw Heights Middle School	2	17	19	8%
Adams-Arapahoe 28J	-	-	-	0%
South Middle School	-	-	-	0%
Boulder Valley RE 2	4	16	20	8%
Angevine Middle School	3	14	17	7%
Broomfield Heights Middle School	1	2	3	1%
Brighton 27J	6	2	8	3%
Walter L. Vikan Middle School	6	2	8	3%
Mapleton 1	14	29	43	18%
Achieve Academy at Bertha Heid			-	0%
Clayton Partnership School			-	0%
Meadow Community School			-	0%
Monterey Community School			-	0%
Global	14	29	43	18%
York International			-	0%
Other middle schools*	19	26	45	19%
Total	80	160	240	100%

* Middle schools where students have transferred from target schools. There is no recruitment of students at these schools.

¹ Enrollment as of February 2024

University of Colorado Boulder

2023-24 Pre-Collegiate Development Program Enrollment by School ¹

High Schools by District	9th Grade	10th Grade	11th Grade	12th Grade	Total	
Adams 12 Five Star Schools	14	19	44	15	92	15%
Northglenn High School	9	14	28	9	60	10%
Thornton High School	5	5	16	6	32	5%
Adams County 14	5	2	14	5	26	4%
Adams City High School	5	2	14	5	26	4%
Adams 50	7	4	12	5	28	4%
Westminster High School	7	4	12	5	28	4%
Adams-Arapahoe 28J	2	6	7	2	17	3%
Aurora Central High School	2	3	5	2	12	2%
William C. Hinkley High School	0	3	2	0	5	1%
Boulder Valley RE 2	18	11	11	14	54	9%
Broomfield High School	5	5	4	7	21	3%
Centaurus High School	13	6	7	7	33	5%
Brighton 27J	3	-	9	9	21	3%
Brighton High School	3		9	9	21	3%
Denver County 1	-	1	1	1	3	0%
Denver School of Science & Technology	-	1	1	1	3	0%
Mapleton 1	9	13	36	23	81	13%
Mapleton Early College/Skyview	0	0	8	3	11	2%
Global Leadership/Skyview	0	11	9	6	26	4%
MESA/Skyview	2	1	5	1	9	1%
Skyview Academy/Skyview	3	1	9	0	13	2%
York International/Skyview	4	0	5	13	22	4%
St. Vrain Valley RE 1J	2	2	-	4	8	1%
Skyline High School	2	2		4	8	1%
Weld County S/D RE-8	-	1	-	-	1	0%
Fort Lupton High School	-	1		-	1	0%
Other high schools*	103	94	55	41	293	47%
Total	163	153	189	119	624	100%

* High schools where students have transferred from target schools or transitioned from middle schools (grandfathered into program). There is no recruitment of students at these high schools.

¹ Enrollment as of February 2024

**University of Colorado Boulder
High School Graduation and College Admission**

Graduating Class	Pre-Collegiate/ High School Graduates	Applying to Host Campus	Admitted to Host Campus	Matriculated to Host Campus	Matriculated to CU System	Percent of Graduates Matriculated to CU System*	Graduates Planning to Attend a Postsecondary Institution	Percent of Graduates Planning to Attend a Postsecondary Institution*	Planning to Attend a Four- Year Institution	Planning to Attend a Two- Year Institution	Planning to Attend a Vocational School	Planning on Stopping Out	Unknown (no information on postsecondary matriculation or future plans)
2013-14	93	92	81	31	58	64%	91	100%	80	10	1	-	2
2014-15	111	111	99	41	53	49%	108	100%	97	9	2	-	3
2015-16	124	126	109	48	64	52%	123	100%	108	12	3	-	1
2016-17	107	112	93	35	44	41%	107	100%	93	14	-	-	-
2017-18	100	100	84	29	43	43%	96	97%	86	10	1	2	1
2018-19	109	109	98	29	31	31%	95	94%	76	19	-	6	8
2019-20	102	102	85	19	33	41%	75	94%	66	9	1	4	22
2020-21	97	87	71	17	26	34%	70	91%	65	5	-	7	20
2021-22	163	85	67	30	39	41%	85	89%	74	12	4	5	68
2022-23	119	89	86	35	36	87%	72	61%	61	11	2	12	33
10-Year Total	1,125	1,013	873	314	427	44%	922	95%	806	111	14	36	158

* Percentage is calculated based on the total number of pre-collegiate program/high school graduates with information available on postsecondary matriculation or future plans. Data are based on students' reports of their intentions.

The year indicates when the students completed the pre-collegiate program and graduated high school. Plans for postsecondary enrollment refer to plans for the following fall term (the next academic year). Those who "stop out" include some who indicated that they plan to enlist in the military.

Note: Information is based on student self-reported data collected through surveys. For some years, all information is not available for all pre-collegiate program graduates. Some students may not have completed the survey or may not have completed all items. For example, students might have indicated that they plan to attend a postsecondary institution but did not indicate whether they planned to attend a two-year, four-year, or vocational institution. There are also cases in which students selected multiple response options (e.g. if they plan to attend a two-year college and then transfer to a four-year institution, they may have selected both). These issues are reflected in the subtotals and totals and may affect the percentages who matriculate to CU and who plan to attend a postsecondary institution.



**University of Colorado Boulder
Partnership Outreach Program**
2023-2024

**University of Colorado Boulder Partnership Outreach Program
2023-24 Pre-Collegiate Development Program Enrollment ¹**

	Middle School			High School					All	
	7th Grade	8th Grade	Total	9th Grade	10th Grade	11th Grade	12th Grade	Total		
African American	-	-	-	-	-	-	3	3	3	2%
Male			-				1	1	1	1%
Female			-				2	2	2	2%
Hispanic or Latino	-	-	-	-	-	53	57	110	110	89%
Male			-			17	21	38	38	31%
Female			-			36	36	72	72	59%
Asian/Pacific Islander	-	-	-	-	-	2	1	3	3	2%
Male			-			1	1	2	2	2%
Female			-			1		1	1	1%
American Indian	-	-	-	-	-	-	-	-	-	0%
Male			-					-	-	0%
Female			-					-	-	0%
White/Other	-	-	-	-	-	4	1	5	5	4%
Male			-			2		2	2	2%
Female			-			2	1	3	3	2%
More than One Race	-	-	-	-	-	1	1	2	2	2%
Male			-					-	-	0%
Female			-			1	1	2	2	2%
Total	-	-	-	-	-	60	63	123	123	100%
Male	-	-	-	-	-	20	23	43	43	
Female	-	-	-	-	-	40	40	80	80	
	-	-	-	-	-	33%	37%	35%	35%	
	-	-	-	-	-	67%	63%	65%	65%	

¹ Enrollment as of February 2024

**University of Colorado Boulder Partnership Outreach Program
2023-24 Pre-Collegiate Development Program Enrollment by School ¹**

High Schools by District	9th Grade	10th Grade	11th Grade	12th Grade	Total	
Morgan County PC Program	-	-	25	21	46	37%
Ft. Morgan HS	-	-	21	19	40	32%
Brush HS	-	-	3	2	5	4%
Wiggins HS	-	-	1		1	1%
San Luis Valley	-	-	-	1	1	1%
Monte Vista HS	-	-		1	1	1%
Boulder Valley School D	-	-	14	15	29	23%
Boulder High School	-	-	11	12	23	19%
Centaurus High School	-	-	3		3	2%
Boulder Prep	-	-		2	2	2%
New Vists High School	-	-		1	1	1%
St. Vrain Valley RE 1J	-	-	22	26	48	39%
Longmont High School	-	-	18	15	33	27%
Skyline High School	-	-	2	7	9	7%
Silver Creek High School	-	-	1	1	2	2%
Niwot High School	-	-	-	3	3	2%
Mead High School	-	-	1		1	1%
Total	-	-	61	63	124	100%

* High schools where students have transferred from target schools or transitioned from middle schools (grandfathered into program). There is no recruitment of students at these high schools.

¹ Enrollment as of February 2024

**University of Colorado Boulder Partnership Outreach Program
High School Graduation and College Admission**

Graduating Class	Pre-Collegiate/ High School Graduates	Applying to Host Campus	Admitted to Host Campus	Matriculated to Host Campus	Matriculated to CU System	Percent of Graduates Matriculated to CU System*	Graduates Planning to Attend a Postsecondary Institution	Percent of Graduates Planning to Attend a Postsecondary Institution*	Planning to Attend a Four- Year Institution	Planning to Attend a Two- Year Institution	Planning to Attend a Vocational School	Planning on Stopping Out	Unknown (no information on postsecondary matriculation or future plans)
2017-18	27			1	3	11%	22	81%	12	16	-		-
2018-19	23	22	20	3	3	13%	16	70%	8	8	-		-
2019-20	15	14	10	4	4	27%	13	87%	8	5	-		-
2020-21	7	1	1	-	-	0%	7	100%	4	3	-		-
2021-22	12	10	8	8	1	8%	12	100%	9	2	-		-
2022-23	45	35	30			0%	45	100%			-		-
2023-24	63	57	44	12	12	19%	32	51%					-
Running Total	192	139	113	28	23	12%	147	77%	41	34	-	-	-

* Percentage is calculated based on the total number of pre-collegiate program/high school graduates with information available on postsecondary matriculation or future plans. Data are based on students' reports of their intentions.

The year indicates when the students completed the pre-collegiate program and graduated high school. Plans for postsecondary enrollment refer to plans for the following fall term (the next academic year). Those who "stop out" include some who indicated that they plan to enlist in the military.

Note: Information is based on student self-reported data collected through surveys. For some years, all information is not available for all pre-collegiate program graduates. Some students may not have completed the survey or may not have completed all items. For example, students might have indicated that they plan to attend a postsecondary institution but did not indicate whether they planned to attend a two-year, four-year, or vocational institution. There are also cases in which students selected multiple response options (e.g. if they plan to attend a two-year college and then transfer to a four-year institution, they may have selected both). These issues are reflected in the subtotals and totals and may affect the percentages who matriculate to CU and who plan to attend a postsecondary institution.



Pre-Collegiate Support
and Success Center

UNIVERSITY OF COLORADO **COLORADO SPRINGS**

**University of Colorado Colorado Springs
Pre-Collegiate Support and Success Center
2023-2024**

University of Colorado Colorado Springs
2023-24 Pre-Collegiate Development Program Enrollment ¹

	Middle School			High School					All	
	7th Grade	8th Grade	Total	9th Grade	10th Grade	11th Grade	12th Grade	Total		
African American	6	5	11	6	8	3	3	20	31	9%
Male	4	3	7	2	4	1	1	8	15	4%
Female	2	2	4	4	4	2	2	12	16	5%
Non-Binary	-	-	-	-	-	-	-	-	-	-
Hispanic or Latino	27	29	56	46	35	25	16	122	178	51%
Male	16	11	27	20	14	13	10	57	84	24%
Female	11	18	29	25	21	12	6	64	93	27%
Non-Binary	-	-	-	1	-	-	-	1	1	0%
Asian/Pacific Islander	1	1	2	2	6	2	7	17	19	5%
Male	1	-	1	2	4	1	3	10	11	3%
Female	-	1	1	-	2	1	4	7	8	2%
American Indian	2	-	2	1	-	1	-	2	4	1%
Male	2	-	2	-	-	-	-	-	2	1%
Female	-	-	-	1	-	1	-	2	2	1%
White/Other/Unknown	21	20	41	8	15	15	11	49	90	26%
Male	7	10	17	4	7	5	7	23	40	11%
Female	14	10	24	4	6	10	4	24	48	14%
Non-Binary	-	-	-	-	2	-	-	2	2	1%
More than One Race	5	7	12	7	-	6	1	14	26	7%
Male	1	2	3	2	-	1	1	4	7	2%
Female	4	5	9	3	-	5	-	8	17	5%
Non-Binary	-	-	-	2	-	-	-	2	2	-
Total	62	62	124	70	64	52	38	224	348	100%
Male	31	26	57	30	29	21	22	102	159	
%	50%	42%	46%	43%	45%	40%	58%	46%	46%	
Female	31	36	67	37	33	31	16	117	184	
%	50%	58%	54%	53%	52%	60%	42%	52%	53%	
Non-Binary	-	-	-	3	2	-	-	5	5	
%	0%	0%	0%	4%	3%	0%	0%	2%	1%	

¹ Enrollment as of February 2024

University of Colorado Colorado Springs
2023-24 Pre-Collegiate Development Program Enrollment by School ¹

Elementary and Middle Schools by District	7th Grade	8th Grade	Total	
Colorado Springs School District 11	20	21	41	33%
North Middle School	3	10	13	10%
Sabin Middle School	10	1	11	
West Middle School	7	10	17	14%
Fountain Fort-Carson District 8	6	15	21	17%
Fountain Middle School	6	15	21	17%
Ellicott District 22	-	-	-	0%
Ellicott Middle School			-	0%
Hanover District 28	-	-	-	0%
Hanover Junior/Senior High School			-	0%
Harrison School District 2	33	17	50	40%
Fox Meadow Middle School	12	5	17	14%
Soaring Eagles International School	1		1	1%
Sand Creek International School	3		3	2%
Mountain Vista Community Middle School	16	10	26	21%
Atlas Preparatory School	1	2	3	2%
Pueblo City Schools District 60	-	3	3	2%
Heaton Middle School			-	0%
Ersilia Cruz Middle School Pueblo District 60		3	3	2%
Other Elementary/Middle Schools*	3	6	9	7%
Total	62	62	124	100%

¹ Enrollment as of February 2024

* Middle schools where students have transferred from target schools. There is no recruitment of students at these schools.

University of Colorado Colorado Springs
2023-24 Pre-Collegiate Development Program Enrollment by School ¹

High Schools by District	9th Grade	10th Grade	11th Grade	12th Grade	Total	
Academy 20	2	4	7	17	30	13%
Academy Online High School	1				1	0%
Air Academy High School				1	1	0%
Aspen Valley High School					-	0%
Discovery Canyon Campus High School		4	3	4		
Liberty High School			2			
Pine Creek High School			1	6	7	3%
Rampart High School	1		1	6	8	4%
Village Academy Online School					-	0%
Colorado Springs 11	6	3	3	2	14	6%
Coronado High School	3	1	2		6	3%
Doherty High School	2				2	1%
Mitchell High School		1	1		2	1%
Odyssey Early College and Career Options					-	0%
Palmer High School	1	1		2	4	2%
Tesla Educational Opportunity School					-	0%
Falcon 49	1	9	-	2	12	5%
Sand Creek High School	1	8			9	4%
Springs Studio for Academic Excellence					-	0%
Vista Ridge High School		1		2	3	1%
Fountain Fort-Carson District 8	2	15	10	2	29	13%
Fountain Fort-Carson High School	2	15	10	2	29	13%
Welte Education Center					-	0%
Hanover 28	-	2	1	1	4	2%
Hanover Jr/Sr High School		2	1	1	4	2%
Harrison 2	3	3	3	-	9	4%
Harrison High School	2	3	1		6	3%
Sierra High School	1		2		3	1%
Pueblo City 60	5	-	2	4	11	5%
Dolores Huerta High School	4				4	2%
Centennial High School				2	2	1%
*Pueblo Central High School	1			1	2	1%
*Pueblo Centennial High School					-	0%
*Pueblo East High School			2	1	3	1%
Pueblo County	1	-	1	-	2	1%
*Pueblo County High School	-	-	1	-	1	0%
Pueblo West High School	1	-	-	-	1	0%
Widefield 3	-	2	1	-	3	1%
Mesa Ridge High School	-	2			2	1%
Widefield High School	-		1		1	0%
Ellicott 22	-	-	2	-	2	1%
Ellicott High School			2		2	1%
Charter/Other	18	23	19	9	69	31%
Astravo Online Academy					-	0%
Atlas Preparatory School	18	19	17	2	56	25%
Calhan High School					-	0%
James Irwin Charter High School		4	1	6	11	5%
Pikes Peak Online School					-	0%
The Classical Academy			1	1	2	1%
St. Mary's High School					-	0%
Other high schools*	32	3	3	1	39	17%
Total	70	64	52	38	224	100%

* High schools where students have transferred from target schools. There is no recruitment of students at these high schools.

**University of Colorado Colorado Springs
High School Graduation and College Admission**

Graduating Class	Pre-Collegiate/ High School Graduates	Applying to Host Campus	Admitted to Host Campus	Matriculated to Host Campus	Matriculated to CU System	Percent of Graduates Matriculated to CU System*	Graduates Planning to Attend a Postsecondary Institution	Percent of Graduates Planning to Attend a Postsecondary Institution*	Planning to Attend a Four- Year Institution	Planning to Attend a Two- Year Institution	Planning to Attend a Vocational School	Planning on Stopping Out	Unknown (no information on postsecondary matriculation or future plans)
2013-14	70	70	66	38	41	59%	61	100%	54	6	1	-	9
2014-15	68	68	55	23	20	29%	52	100%	45	7	-	-	16
2015-16	40	40	39	18	19	48%	32	100%	27	4	1	-	8
2016-17	52	52	51	14	18	35%	21	100%	20	1	-	-	31
2017-18	71	71	71	23	25	35%	48	100%	43	5	-	-	23
2018-19	77	77	74	30	35	45%	63	100%	51	12	-	-	14
2019-20	50	50	42	12	14	28%	33	100%	27	6	-	-	17
2020-21	82	92	90	27	26	32%	54	100%	47	7	-	-	28
2021-22	58	40	15	7	8	14%	40	69%	55	3	-	-	-
2022-23	36	30	21	8	10	28%	32	100%	29	3	-	-	4
10-Year Total	604	590	524	200	216	48%	436	96%	398	54	2	-	150

* Percentage is calculated based on the total number of pre-collegiate program/high school graduates with information available on postsecondary matriculation or future plans.

The year indicates when the students completed the pre-collegiate program and graduated high school. Plans for postsecondary enrollment refer to plans for the following fall term (the next academic year). Those who "stop out" include some who indicated that they plan to enlist in the military.

Note: Information is based on student self-reported data collected through surveys. For some years, all information is not available for all pre-collegiate program graduates. Some students may not have completed the survey or may not have completed all items. For example, students might have indicated that they plan to attend a postsecondary institution but did not indicate whether they planned to attend a two-year, four-year, or vocational institution. There are also cases in which students selected multiple response options (e.g. if they plan to attend a two-year college and then transfer to a four-year institution, they may have selected both). These issues are reflected in the subtotals and totals and may affect the percentages who matriculate to CU and who plan to attend a postsecondary institution.



University of Colorado Denver
Center for Pre-Collegiate and Academic Outreach Programs
2023-2024

University of Colorado Denver
2023-24 Pre-Collegiate Development Program Enrollment ¹

Denver Campus

	Middle School			High School					All	
	7th Grade	8th Grade	Total	9th Grade	10th Grade	11th Grade	12th Grade	Total		
African American	6	9	15	12	12	10	12	46	61	8%
Male	1	2	3	4	5	3	2	14	17	2%
Female	5	7	12	8	7	7	10	32	44	6%
Hispanic or Latino	66	89	155	108	125	97	66	396	551	74%
Male	18	25	43	43	54	23	22	142	185	25%
Female	48	64	112	65	71	74	44	254	366	49%
Asian/Pacific Islander	5	4	9	9	10	2	6	27	36	5%
Male	1	1	2	4	2		1	7	9	1%
Female	4	3	7	5	8	2	5	20	27	4%
American Indian	1	-	1	-	-	-	2	2	3	0%
Male	-	-	-	-	-	-	-	-	-	0%
Female	1	-	1	-	-	-	2	2	3	0%
White/Other	12	13	25	15	19	16	3	53	78	10%
Male	4	3	7	5	6	4	3	18	25	3%
Female	8	10	18	10	13	12	-	35	53	7%
More than One Race	1	3	4	4	6	1	2	13	17	2%
Male	1	1	2	1	1	1	1	4	6	1%
Female	-	2	2	3	5	-	1	9	11	1%
Total	91	118	209	148	172	126	91	537	746	100%
Male	25	32	57	57	68	31	29	185	242	
Female	66	86	152	91	104	95	62	352	504	
	27%	27%	27%	39%	40%	25%	32%	34%	32%	
	73%	73%	73%	61%	60%	75%	68%	66%	68%	

¹ Enrollment as of February 2024

University of Colorado Denver
2023-24 Pre-Collegiate Development Program Enrollment by School ¹

Denver Campus

Middle Schools by District	7th Grade	8th Grade	Total	
Adams 12	13	18	31	15%
The International School at Thornton Middle	13	18	31	15%
Aurora Public School	10	22	32	15%
Aurora Science & Tech Middle School	7	11	18	9%
Clyde Miller P-8 School	-	5	5	2%
Edna and John W. Mosley P-8	2	6	8	4%
North Middle School	1	-	1	0%
Brighton School 27J	9	5	14	7%
Stuart Middle School	9	5	14	7%
Denver Public Schools	17	27	44	21%
Compass Academy	-	3	3	1%
Grant Beacon Middle School	9	4	13	6%
Kepner Beacon Middle School	2	10	12	6%
Martin Luther King, Jr. Early College MS	6	7	13	6%
Morey Middle School	-	1	1	0%
STRIVE Prep - Federal	-	2	2	1%
Sheridan 2	4	23	27	13%
Ft. Logan Northgate 3-8 School	4	23	27	13%
Charter Schools	26	15	41	20%
Global Village Academy Northglenn	9	10	19	9%
Pinnacle Charter School	17	5	22	11%
Other middle schools*	12	8	20	10%
Total	91	118	209	100%

¹ Enrollment as of February 2024

* Middle schools where students have transferred from target schools. There is no recruitment of students at these schools.

University of Colorado Denver
2023-24 Pre-Collegiate Development Program Enrollment by School ¹

Denver Campus

High Schools by District	9th Grade	10th Grade	11th Grade	12th Grade	Total	
27 J	1	11	4	5	21	4%
Brighton High School			1		1	0%
Eagle Ridge High School		2			2	0%
Prairie View High School	1	6	1	3	11	2%
Riverdale Ridge High School		3	2	2	7	1%
29 J	-	-	1	-	1	0%
Bennet High School	-	-	1	-	1	0%
Adams 12	40	30	23	21	114	21%
Adams City High School	2				2	0%
Horizon High school		2	1	1	4	1%
Lakewood High School	1				1	0%
Legacy High School		1		2	3	1%
Mountain Range High School	6	5	2	3	16	3%
Northglenn High School	8	7	7	9	31	6%
Pinnacle high School	9	3	7	2	21	4%
Thornton High School	14	11	6	4	35	6%
Westgate Community School		1			1	0%
Adams 50	11	22	12	4	49	9%
Wesminster High School	11	22	12	4	49	9%
Aurora Public Schools	19	23	11	21	74	14%
Aurora Central High School	2	4	4	9	19	4%
Aurora Science and Tech High School		4			4	1%
Gateway High School	1	1		1	3	1%
Hinkley High School	2	2	3	6	13	2%
Lotus School of Excellence			2		2	0%
Rangeview High School	1	2	2	2	7	1%
William Smith High School	3	4		3	10	2%
Vanguard East High School					-	0%
Vista Peak Prep	10	6			16	3%
Cherry Creek 5	17	27	18	6	68	13%
Cherry Creek High school	1				1	0%
Grandview High School			1		1	0%
Overland High School		7	5	2	14	3%
Smoky Hill High School	16	20	12	4	52	10%
Cheyenne Mountain	-	1	-	-	1	0%
Cheyenne Mountain High School	-	1	-	-	1	0%
Denver Public Schools	31	15	22	23	91	17%
Abraham Lincoln High School	1	1			2	0%
Denver School of the Arts	1				1	0%
CEC Denver High School				1	1	0%
DCIS High School	2	1		3	6	1%
DSST Cedar Hill	1				1	0%
DSST College View High School		2			2	0%
DSST Elevate Northeast High School			1		1	0%
DSST Green Valley Ranch High School		2			2	0%
East High School		2		1	3	1%

University of Colorado Denver
2023-24 Pre-Collegiate Development Program Enrollment by School ¹

Denver Campus

High Schools by District	9th Grade	10th Grade	11th Grade	12th Grade	Total	
George Washington High School	3	1			4	1%
Jefferson High School	1		1		2	0%
JFK High School				1	1	0%
Kipp Denver Collegiate High School		1			1	0%
Kunsmiller High School	1		4	2	7	1%
Martin Luther King Jr. High School	13	3	11	12	39	7%
Montbello High School	1				1	0%
North High School	1		2	1	4	1%
Northeast Early College			2	1	3	1%
South High School	6	2		1	9	2%
West High School			1		1	0%
Douglas County	1	1	-	-	2	0%
Highlands Ranch High School	1				1	0%
Skyview Academy		1			1	0%
Independent	1	-	-	1	2	0%
Colorado Academy	1				1	0%
Mullen High School				1	1	0%
Jefferson County R-1	3	7	7	-	17	3%
Bear Creek High School	1		2		3	1%
D'Evelyn Junior-Senior High School	1				1	0%
Green Mountain High School			1		1	0%
Golden High School			1		1	0%
Jefferson High School		6	3		9	2%
Lakewood High School	1				1	0%
Pomona High School		1			1	0%
Littleton	1	-	1	-	2	0%
Arapahoe High School	1		1		2	0%
Mapleton	4	2	1	1	8	1%
Academy High School	4	2	1		7	1%
York International				1	1	0%
Sheridan	3	-	4	1	8	1%
Sheridan High School	3		4	1	8	1%
Private Schools	9	30	18	5	62	11%
Arrupe Jesuit High School	9	29	17	5	60	11%
Mullen High School			1		1	0%
Regis Jesuit High School		1			1	0%
Other high schools*	12	4	4	-	20	4%
Academy of Charter Schools	2				2	0%
Pine Creek High School			1		1	0%
Stargate Charter School	1				1	0%
STEAD School	1	1	2		4	1%
Rocky Mountain Prep SMART	8	3			11	2%
York International			1		1	0%
Total	153	173	126	88	540	100%

¹ Enrollment as of February 2024

* High schools where students have transferred from target schools. There is no recruitment of students at these high schools.

**University of Colorado Denver
High School Graduation and College Admission**

Denver Campus

Graduating Class	Pre-Collegiate/ High School Graduates	Applying to Host Campus	Admitted to Host Campus	Matriculated to Host Campus	Matriculated to CU System	Percent of Graduates Matriculated to CU System*	Graduates Planning to Attend a Postsecondary Institution	Percent of Graduates Planning to Attend a Postsecondary Institution*	Planning to Attend a Four- Year Institution	Planning to Attend a Two- Year Institution	Planning to Attend a Vocational School	Planning on Stopping Out	Unknown (no information on postsecondary matriculation or future plans)
2013-14	73	73	66	25	34	48%	70	99%	63	6	1	1	2
2014-15	62	62	54	22	28	46%	61	100%	53	8	-	-	1
2015-16	71	71	64	19	28	41%	67	99%	66	1	-	1	3
2016-17	71	70	66	19	32	47%	68	100%	66	2	-	-	3
2017-18	81	81	73	29	42	52%	81	100%	77	3	1	-	-
2018-19	72	72	69	28	37	51%	72	100%	66	6	-	-	-
2019-20	90	90	84	25	33	37%	73	100%	70	3	-	-	17
2020-21	168	157	145	44	64	38%	143	100%	138	5			25
2021-22	78	76	74	33	40	51%	67	100%	61	5	1		11
2022-23	98	75	75	31	42	43%	98	100%	84	13	1		
10-Year Total	864	827	770	275	380	47%	800	100%	744	52	4	2	62

* Percentage is calculated based on the total number of pre-collegiate program/high school graduates with information available on postsecondary matriculation or future plans. Data are based on students' reports of their intentions.

The year indicates when the students completed the pre-collegiate program and graduated high school. Plans for postsecondary enrollment refer to plans for the following fall term (the next academic year). Those who "stop out" include some who indicated that they plan to enlist in the military.

Note: Information is based on student self-reported data collected through surveys. For some years, all information is not available for all pre-collegiate program graduates. Some students may not have completed the survey or may not have completed all items. For example, students might have indicated that they plan to attend a postsecondary institution but did not indicate whether they planned to attend a two-year, four-year, or vocational institution. There are also cases in which students selected multiple response options (e.g. if they plan to attend a two-year college and then transfer to a four-year institution, they may have selected both). These issues are reflected in the subtotals and totals and may affect the percentages who matriculate to CU and who plan to attend a postsecondary institution.



Pre-Health Scholars Program

UNIVERSITY OF COLORADO **ANSCHUTZ MEDICAL CAMPUS**

University of Colorado Anschutz Medical Campus CU Pre-Health Scholars Program

2023-2024

**University of Colorado Denver|Anschutz Medical Campus
2023-24 Pre-Collegiate Development Program Enrollment ¹**

Anschutz Medical Campus - CU Pre-Health Scholars Program

	High School				All	
	9th Grade	10th Grade	11th Grade	12th Grade		
African American	1	3	5	4	13	33%
Male		1	3		4	10%
Female	1	2	2	4	9	23%
Hispanic or Latino	-	-	2	4	6	15%
Male			2		2	5%
Female				4	4	10%
Asian/Pacific Islander	1	3		6	10	26%
Male					-	0%
Female	1	3		6	10	26%
American Indian	-	1	-	-	1	3%
Male	-	1	-		1	2.6%
Female	-	-	-		-	0.0%
White/Other	1	-	4	-	5	13%
Male	1		1		2	5%
Female			3		3	8%
More than One Race	-	-	3	1	4	10%
Male			1	1	2	5%
Female			2		2	5.1%
Total	3	7	14	15	39	100%
Male	1	2	7	1	11	
Female	2	5	7	14	28	
	33%	29%	50%	7%	28%	
	67%	71%	50%	93%	72%	

¹ Enrollment as of February 2024

**University of Colorado Denver|Anschutz Medical Campus
2023-24 Pre-Collegiate Development Program Enrollment by School ¹**

Anschutz Medical Campus - CU Pre-Health Scholars Program

High Schools by District	9th Grade	10th Grade	11th Grade	12th Grade	Total	
Aurora Public Schools	-	1	-	-	1	2%
Gateway High School					-	0%
Rangeview High School					-	0%
Vista Peak Preparatory					-	0%
William Hinkley High School		1			1	2%
Cherry Creek 5	-	-	3	1	4	10%
Overland High School					-	0%
Smokey Hill High School			3	1	4	10%
Denver Public Schools	2	4	8	2	16	38%
Denver School of Science & Technology (Montview)	1	2	3		6	14%
Denver School of Science & Technology (Green Valley Ranch)			1		1	2%
Denver School of Science & Technology (Byers)			1		1	2%
East High School	1		1		2	5%
George Washington High School					-	0%
Martin Luther King Jr. Early College		2	2	2	6	14%
North High School					-	0%
Private Schools	-	-	-	2	2	5%
Arrupe Jesuit High School				2	2	5%
Other high schools*	3	2	3	11	19	45%
Colorado Early College of Parker			1		1	
Dakota Ridge				1	1	
Kipp North East Leadership Academy				2	2	
Lotus School for Excellence			2	2	4	
Other Form of School/Online	3	2		1	6	
Rock Canyon High School				5	5	12%
Other high schools*					-	-
Total	5	7	14	16	42	100%

* High schools where students have transferred from target schools. There is no recruitment of students at these high schools.

¹ Enrollment as of February 2024

**University of Colorado Denver|Anschutz Medical Campus
High School Graduation and College Admission**

Anschutz Medical Campus - CU Pre-Health Scholars Program

Graduating Class	Pre-Collegiate/ High School Graduates	Applying to Host Campus	Admitted to Host Campus	Matriculated to Host Campus	Matriculated to CU System	Percent of Graduates Matriculated to CU System	Graduates Planning to Attend a Postsecondary Institution	Percent of Graduates Planning to Attend a Postsecondary Institution	Planning to Attend a Four- Year Institution	Planning to Attend a Two- Year Institution	Planning to Attend a Vocational School	Planning on Stopping Out	Ascent / Concurrent Enrollment (5th year HS senior)	Unknown (no information on postsecondary matriculation or future plans)
2012-13	59	59	58	22	30	51%	59	100%	57	2	-	-	-	-
2013-14	78	78	71	30	41	55%	74	100%	69	5	-	-	-	4
2014-15	64	64	59	31	39	68%	56	98%	53	3	-	1	-	7
2015-16	59	59	54	16	28	54%	49	94%	47	2	-	3	-	7
2016-17	44	44	41	14	24	56%	41	95%	37	4	1	-	1	1
2017-18	34	34	34	15	16	48%	33	100%	30	3	-	-	-	1
2018-19	39	39	39	15	20	53%	38	100%	37	1	-	-	-	1
2019-20	39	29	27	18	19	54%	34	97%	31	3	-	1	-	4
2020-21	40	35	30	10	14	36%	38	97%	34	1	-	-	-	1
2021-22	33	30	30	5	15	50%	30	100%	27	3	-	-	-	3
10-Year Total	489	471	443	176	246	53%	452	98%	422	27	1	5	1	29

The year indicates when the students completed the pre-collegiate program and graduated high school. Plans for postsecondary enrollment refer to plans for the following fall term (the next academic year).



University of Colorado Boulder
Rural Outreach Program
2023-2024

Roaring Fork School District
2023-24 Pre-Collegiate Development Program Enrollment ¹
Pre-Collegiate Program Delivered in Partnership with the University of Colorado Boulder

	Middle School			High School					All	
	7th Grade	8th Grade	Total	9th Grade	10th Grade	11th Grade	12th Grade	Total		
African American	-	-	-	-	1	-	-	1	1	0%
Male	-	-	-	-	1	-	-	1	1	0%
Female	-	-	-	-	-	-	-	-	-	0%
Hispanic or Latino	42	50	92	67	60	58	66	251	343	93%
Male	13	13	26	21	21	22	25	89	115	31%
Female	29	37	66	46	39	36	41	162	228	62%
Asian/Pacific Islander	-	-	-	-	-	-	-	-	-	0%
Male	-	-	-	-	-	-	-	-	-	0%
Female	-	-	-	-	-	-	-	-	-	0%
American Indian	-	-	-	-	-	1	-	1	1	0%
Male	-	-	-	-	-	-	-	-	-	0%
Female	-	-	-	-	-	1	-	1	1	0%
White/Other	1	4	5	4	5	5	3	17	22	6%
Male	-	-	-	3	1	-	2	6	6	2%
Female	1	4	5	1	4	5	1	11	16	4%
More than One Race	-	-	-	-	-	-	-	-	-	0%
Male	-	-	-	-	-	-	-	-	-	0%
Female	-	-	-	-	-	-	-	-	-	0%
Total	43	54	97	71	66	64	69	270	367	100%
Male	13	13	26	24	23	22	27	96	122	
30%	24%	27%	34%	35%	34%	39%	36%	33%		
Female	30	41	71	47	43	42	42	174	245	
70%	76%	73%	66%	65%	66%	61%	64%	67%		

¹ Enrollment as of February 2024

Roaring Fork School District

2023-24 Pre-Collegiate Development Program Enrollment ¹

Pre-Collegiate Program Delivered in Partnership with the University of Colorado Boulder

Middle Schools	Middle School		Total
	7th Grade	8th Grade	
Basalt Middle School	8	14	22
Glenwood Springs Middle School	12	21	33
Carbondale Middle School	14	19	33
Riverview	9	4	13
Middle Schools Total	43	58	101

High Schools	High School				Total
	9th Grade	10th Grade	11th Grade	12th Grade	
Glenwood Springs High School	30	30	19	38	117
Basalt High School	17	17	25	11	70
Roaring Fork High School	21	20	22	20	83
High Schools Total	68	67	66	69	270

¹ Enrollment as of February 2024

**Roaring Fork Pre-College Program
High School Graduation and College Admission**

Graduating Class	Program High School Graduates	Applying to CU Sytem	Admitted to CU System	Matriculated to CU System	Percent of Graduates Matriculated to CU System*	Graduates Planning to Attend a Postsecondary Institution	Percent of Graduates Planning to Attend a Postsecondary Institution*	Planning to Attend a Four-Year Institution	Planning to Attend a Two-Year Institution	Planning to Attend a Vocational School	Planning on Stopping Out	Unknown (no information on postsecondary matriculation or future plans)
2013-14	28	7	7	6	21%	25	89%	18	7	0	0	0
2014-15	28	10	9	3	11%	20	71%	18	2	0	0	0
2015-16	34	10	10	2	6%	34	100%	29	5	0	0	0
2016-17	47	36	35	3	6%	44	94%	40	4	0	0	0
2017-18	44	32	32	5	11%	44	100%	35	9	0	0	0
2018-19	56	56	51	11	20%	56	100%	48	8	0	0	0
2019-20	57	57	55	12	21%	56	98%	48	8	0	1	0
2020-21	59	57	56	9	15%	58	98%	50	8	0	1	0
2021-22	52	52	52	5	10%	50	96%	38	12	0	2	0
2022-23	52	51	49	5	10%	50	96%	38	12	0	2	0
Cummulative Total	457	368	356	61	13%	437	96%	362	75	0	6	0

* Percentage is calculated based on the total number of pre-collegiate program/high school graduates with information available on postsecondary matriculation or future plans. Data are based on students' reports of their intentions.

The year indicates when the students completed the pre-collegiate program and graduated high school. Plans for postsecondary enrollment refer to plans for the following fall term (the next academic year). Those who "stop out" include some who indicated that they plan to enlist in the military.

Note: Information is based on student self-reported data collected through surveys. For some years, all information is not available for all pre-collegiate program graduates. Some students may not have completed the survey or may not have completed all items. For example, students might have indicated that they plan to attend a postsecondary institution but did not indicate whether they planned to attend a two-year, four-year, or vocational institution. There are also cases in which students selected multiple response options (e.g. if they plan to attend a two-year college and then transfer to a four-year institution, they may have selected both). These issues are reflected in the subtotals and totals and may affect the percentages who matriculate to CU and who plan to attend a postsecondary institution.

Summit School District

2023-24 Pre-Collegiate Development Program Enrollment ¹

Pre-Collegiate Program Delivered in Partnership with the University of Colorado Boulder

	Middle School				High School					All	
	6th Grade	7th Grade	8th Grade	Total	9th Grade	10th Grade	11th Grade	12th Grade	Total		
African American	-	-	-	-	-	-	-	1	1	1	0%
Male				-					-	-	0%
Female				-				1	1	1	0%
Hispanic or Latino	29	30	38	97	37	35	32	35	139	236	93%
Male	15	8	18	41	15	10	8	14	47	88	35%
Female	14	22	20	56	22	25	24	21	92	148	58%
Asian/Pacific Islander	-	-	-	-	1	-	3	-	4	4	2%
Male				-			1		1	1	0%
Female				-	1		2		3	3	1%
American Indian	-	-	-	-	-	-	-	-	-	-	0%
Male				-	-	-	-	-	-	-	0%
Female				-	-	-	-	-	-	-	0%
White/Other	1	1	-	2	1	2	2	2	7	9	4%
Male	-			-			1		1	1	0%
Female	1	1		2	1	2	1	2	6	8	3%
More than One Race	-	2	-	2	-	1	1	1	3	5	2%
Male	-	-	-	-		1	1		2	2	1%
Female	-	2	-	2				1	1	3	1%
Total	30	33	38	101	39	38	38	39	154	255	100%
Male	15	8	18	41	15	11	11	14	51	92	
Female	15	25	20	60	24	27	27	25	103	163	
	50%	76%	53%	59%	62%	71%	71%	64%	67%	64%	

¹ Enrollment as of February 2024

Summit School District

2023-24 Pre-Collegiate Development Program Enrollment ¹

Pre-Collegiate Program Delivered in Partnership with the University of Colorado Boulder

Middle Schools	6th Grade	7th Grade	8th Grade	Total
Summit Middle School	30	33	38	101
Total	30	33	38	101

High Schools	9th Grade	10th Grade	11th Grade	12th Grade	Total
Summit High School	39	38	38	39	154
Total	39	38	38	39	154

¹ Enrollment as of February 2024

**Summit Pre-College Program
High School Graduation and College Admission**

Graduating Class	Program High School Graduates	Applying to CU Sytem	Admitted to CU System	Matriculated to CU System	Percent of Graduates Matriculated to CU System*	Graduates Planning to Attend a Postsecondary Institution	Percent of Graduates Planning to Attend a Postsecondary Institution*	Planning to Attend a Four-Year Institution	Planning to Attend a Two-Year Institution	Planning to Attend a Vocational School	Planning on Stopping Out	Unknown (no information on postsecondary matriculation or future plans)
2013-14	22	5	4	2	9%	21	95%	11	10	0	1	0
2014-15	27	5	4	0	0%	23	85%	11	11	1	4	0
2015-16	33	7	3	0	0%	30	91%	12	15	3	3	0
2016-17	23	16	12	0	0%	21	91%	13	8	0	2	0
2017-18	22	22	16	1	5%	21	95%	13	8	0	1	0
2018-19	33	28	19	1	3%	31	94%	13	14	4	2	0
2019-20	34	32	21	1	3%	28	82%	11	14	5	4	0
2020-21	31	28	26	1	3%	24	77%	18	6	2	5	0
2021-22	28	28	25	2	7%	26	93%	20	4	2	2	0
2022-23	39	38	35	5	7%	38	98%	25	8	5	1	0
Cummulative Total	292	209	165	13	4%	263	90%	147	98	22	25	0

* Percentage is calculated based on the total number of pre-collegiate program/high school graduates with information available on postsecondary matriculation or future plans. Data are based on students' reports of their intentions.

The year indicates when the students completed the pre-collegiate program and graduated high school. Plans for postsecondary enrollment refer to plans for the following fall term (the next academic year). Those who "stop out" include some who indicated that they plan to enlist in the military.

Note: Information is based on student self-reported data collected through surveys. For some years, all information is not available for all pre-collegiate program graduates. Some students may not have completed the survey or may not have completed all items. For example, students might have indicated that they plan to attend a postsecondary institution but did not indicate whether they planned to attend a two-year, four-year, or vocational institution. There are also cases in which students selected multiple response options (e.g. if they plan to attend a two-year college and then transfer to a four-year institution, they may have selected both). These issues are reflected in the subtotals and totals and may affect the percentages who matriculate to CU and who plan to attend a postsecondary institution.

Appendix - Target School Characteristics

Fall 2022

Source: Colorado Department of Education
<https://www.cde.state.co.us/cdereval/pupilcurrent>

University of Colorado Boulder - Target Middle Schools, Fall 2022 Student Characteristics

School District/School	Free or Reduced Lunch	Female	Male	American Indian	Asian	Black	Hispanic	White	Native Hawaiian/ other Pacific Islander	Two or More Races
ADAMS 12 FIVE STAR SCHOOLS										
Northglenn Middle School	80.2%	43.3%	56.7%	0.6%	2.1%	1.7%	75.3%	19.0%	0.0%	1.3%
Shadow Ridge Middle School	46.0%	46.7%	53.3%	0.4%	4.3%	1.2%	49.9%	40.5%	0.0%	3.8%
Silver Hills Middle School	60.5%	48.0%	52.0%	0.7%	3.7%	2.2%	58.8%	30.3%	0.1%	4.3%
STEM Launch	70.1%	46.5%	53.5%	0.5%	0.8%	0.3%	78.2%	18.3%	0.0%	1.9%
Thornton High School	65.6%	48.2%	51.8%	0.9%	4.2%	2.4%	71.9%	18.1%	0.1%	2.4%
ADAMS COUNTY 14										
Adams City Middle School	71.8%	46.3%	53.7%	0.6%	0.0%	1.5%	86.9%	9.6%	0.2%	1.2%
Kearney Middle School	80.5%	46.4%	53.6%	0.8%	0.0%	2.5%	87.8%	7.7%	0.0%	1.2%
ADAMS-ARAPAHOE 28J										
North Middle School Health Sciences And Technology Campus	88.8%	46.3%	53.7%	1.3%	3.9%	15.8%	69.2%	4.9%	2.1%	2.8%
South Middle School	86.0%	50.1%	49.9%	1.1%	1.7%	14.0%	71.4%	6.2%	2.2%	3.4%
BOULDER VALLEY RE 2										
Angevine Middle School	44.5%	46.1%	53.9%	0.2%	2.7%	1.1%	37.9%	52.8%	0.0%	5.3%
Broomfield Heights Middle School	30.8%	47.5%	52.5%	0.2%	1.7%	2.3%	27.9%	62.6%	0.2%	5.0%
BRIGHTON 27J										
Vikan Middle School	50.7%	44.4%	55.6%	0.0%	0.5%	1.1%	65.7%	30.5%	0.0%	2.3%
DENVER COUNTY 1										
Skinner Middle School	42.9%	48.3%	51.7%	0.3%	0.5%	2.2%	49.2%	44.9%	0.0%	3.0%
MAPLETON 1										
Achieve Academy	59.2%	49.9%	50.1%	0.0%	1.5%	2.0%	83.6%	10.6%	0.0%	2.3%
Clayton Partnership School	58.2%	52.1%	47.9%	0.5%	2.2%	2.2%	83.8%	10.6%	0.0%	0.7%
Global Leadership Academy	70.4%	50.8%	49.2%	0.0%	0.6%	0.6%	92.3%	5.5%	0.0%	1.0%
Mapleton Expeditionary School of the Arts	43.4%	53.2%	46.8%	0.9%	1.3%	1.3%	77.8%	15.3%	0.2%	3.1%
Meadow Community School	53.8%	50.4%	49.6%	0.2%	3.6%	2.4%	76.6%	14.6%	0.0%	2.4%
Monterey Community School	61.7%	53.8%	46.2%	0.8%	2.2%	0.8%	83.3%	12.0%	0.5%	0.3%
York International	43.5%	50.2%	49.8%	0.0%	2.8%	1.3%	86.1%	8.2%	0.0%	1.5%
ST VRAIN VALLEY RE 1J										
Timberline PK-8	80.8%	49.3%	50.7%	0.5%	0.2%	1.4%	83.4%	12.5%	0.0%	1.9%
WELD COUNTY S/D RE-8										
Fort Lupton Middle School	61.7%	48.4%	51.6%	0.7%	0.4%	0.2%	76.4%	21.0%	0.0%	1.3%
WESTMINSTER PUBLIC SCHOOLS										
Shaw Heights Middle School	77.1%	45.2%	54.8%	0.5%	3.2%	2.9%	76.5%	14.9%	0.0%	2.0%

University of Colorado Boulder - Target High Schools, Fall 2022 Student Characteristics

School District/School	Free or Reduced Lunch	Female	Male	American Indian	Asian	Black	Hispanic	White	Native Hawaiian/ other Pacific Islander	Two or More Races
ADAMS 12 FIVE STAR SCHOOLS										
Northglenn High School	62.2%	47.0%	53.0%	0.6%	2.7%	1.9%	72.7%	19.3%	0.1%	2.7%
Thornton High School	65.6%	48.2%	51.8%	0.9%	4.2%	2.4%	71.9%	18.1%	0.1%	2.4%
ADAMS COUNTY 14										
Adams City High School	63.4%	48.3%	51.7%	0.6%	0.5%	1.5%	89.2%	7.2%	0.3%	0.7%
ADAMS-ARAPAHOE 28J										
Aurora Central High School	79.1%	46.5%	53.5%	0.8%	4.2%	16.5%	69.9%	4.3%	1.1%	3.1%
BOULDER VALLEY RE 2										
Broomfield High School	14.9%	49.9%	50.1%	0.4%	4.4%	1.2%	19.8%	69.4%	0.1%	4.6%
Centaurus High School	26.9%	44.9%	55.1%	0.4%	2.4%	1.1%	28.5%	61.9%	0.0%	5.6%
SCHOOL DISTRICT 27J										
Brighton High School	35.2%	48.3%	51.7%	0.4%	0.5%	1.0%	56.9%	38.5%	0.3%	2.4%
DENVER COUNTY 1										
East High School	28.7%	53.5%	46.5%	0.2%	2.4%	16.1%	22.1%	51.2%	0.3%	7.7%
DCIS At Montbello	89.9%	47.3%	52.7%	0.0%	1.2%	9.1%	83.8%	1.6%	3.3%	1.1%
MAPLETON 1										
Academy High School	44.7%	42.3%	57.7%	0.2%	2.8%	0.9%	83.8%	11.3%	0.0%	1.1%
Global Leadership Academy	70.4%	50.8%	49.2%	0.0%	0.6%	0.6%	92.3%	5.5%	0.0%	1.0%
Mapleton Early College High School	46.6%	57.3%	42.7%	0.7%	3.2%	1.1%	81.4%	11.8%	0.4%	1.4%
Mapleton Expeditionary School of the Arts	43.4%	53.2%	46.8%	0.9%	1.3%	1.3%	77.8%	15.3%	0.2%	3.1%
York International	43.5%	50.2%	49.8%	0.0%	2.8%	1.3%	86.1%	8.2%	0.0%	1.5%
ST VRAIN VALLEY RE 1J										
Skyline High School	50.6%	46.3%	53.7%	0.9%	1.4%	0.8%	62.2%	31.8%	0.5%	2.4%
WELD COUNTY S/D RE-8										
Fort Lupton High School	54.3%	45.7%	54.3%	0.3%	0.1%	0.6%	78.9%	19.4%	0.1%	0.6%
WESTMINSTER PUBLIC SCHOOLS										
Westminster High School	72.0%	49.2%	50.8%	0.8%	4.6%	1.9%	78.1%	11.9%	0.6%	2.0%

University of Colorado Colorado Springs - Target Middle Schools, Fall 2022 Student Characteristics

School District/School	Free or Reduced Lunch	Female	Male	American Indian	Asian	Black	Hispanic	White	Native Hawaiian/ other Pacific Islander	Two or More Races
COLORADO SPRINGS 11										
Jack Swigert Aerospace Academy	75.9%	47.5%	52.5%	0.4%	1.9%	7.5%	55.8%	24.3%	0.8%	9.3%
McAuliffe Elementary	47.6%	47.6%	52.4%	0.8%	1.6%	9.5%	29.3%	44.9%	1.2%	12.6%
Russell Middle School	58.4%	47.8%	52.2%	0.2%	1.6%	8.9%	36.1%	45.3%	0.5%	7.5%
West Middle School	71.7%	50.8%	49.2%	0.5%	1.0%	4.2%	36.1%	49.7%	0.0%	8.4%
ELLICOTT 22										
Ellicott Middle School	40.6%	42.6%	57.4%	1.0%	0.5%	3.5%	40.1%	52.0%	0.0%	3.0%
FALCON 49										
Falcon Middle School	21.1%	46.8%	53.2%	0.6%	1.2%	4.9%	18.9%	64.7%	0.1%	9.5%
Horizon Middle School	41.2%	48.4%	51.6%	0.8%	2.1%	7.8%	33.7%	44.3%	0.1%	11.1%
Remington Elementary School	33.1%	45.4%	54.6%	0.2%	2.4%	4.6%	29.0%	48.7%	0.0%	15.1%
Stetson Elementary School	27.2%	48.0%	52.0%	0.0%	2.8%	7.6%	28.5%	50.5%	0.0%	10.6%
FOUNTAIN 8										
Fountain Middle School	42.2%	48.3%	51.7%	0.9%	0.9%	9.0%	28.1%	48.0%	1.7%	11.3%
HANOVER 28										
Hanover Junior-Senior High School	72.9%	40.6%	59.4%	0.6%	0.0%	5.8%	19.4%	69.7%	0.0%	4.5%
HARRISON 2										
Fox Meadow Middle School	69.9%	44.5%	55.5%	0.6%	2.2%	13.4%	49.1%	24.8%	0.0%	9.8%
James Irwin Charter Elementary School	41.2%	47.8%	52.2%	0.0%	1.3%	7.0%	46.0%	39.2%	0.2%	6.4%
James Irwin Charter Middle School	44.2%	50.1%	49.9%	0.4%	1.7%	6.3%	49.9%	29.4%	1.3%	10.9%
Mountain Vista Community School	59.9%	49.3%	50.7%	1.0%	2.3%	11.8%	58.0%	17.7%	0.5%	8.7%
Otero Elementary School	56.5%	47.3%	52.7%	0.4%	3.9%	14.5%	41.7%	28.3%	0.0%	11.3%
Panorama Middle School	76.8%	50.1%	49.9%	0.6%	1.9%	20.5%	52.9%	18.8%	0.2%	5.1%
Soaring Eagles Elementary School	52.6%	52.6%	47.4%	0.7%	4.3%	11.3%	44.8%	26.6%	2.2%	10.0%
PUEBLO CITY 60										
Belmont Elementary School	70.6%	47.5%	52.5%	0.2%	1.3%	2.0%	66.7%	25.5%	0.0%	4.2%
Minnequa Elementary School	91.0%	45.2%	54.8%	1.7%	0.3%	3.0%	75.6%	17.1%	0.3%	2.0%
Roncalli STEM Academy	86.8%	43.6%	56.4%	0.4%	0.6%	2.8%	69.1%	24.5%	0.0%	2.6%
W H Heaton Middle School	74.3%	47.8%	52.2%	0.5%	0.8%	2.8%	72.2%	20.1%	0.8%	2.8%
WIDEFIELD 3										
French Elementary School	41.2%	48.3%	51.7%	0.0%	1.6%	9.5%	30.4%	44.3%	1.6%	12.6%
Janitell Junior High School	37.4%	46.8%	53.2%	0.5%	1.6%	8.8%	32.6%	44.7%	1.6%	10.2%
Sproul Junior High School	44.2%	52.0%	48.0%	0.2%	1.4%	6.9%	35.7%	45.1%	0.9%	9.8%
Venetucci Elementary School	57.1%	41.5%	58.5%	0.7%	0.3%	7.7%	37.3%	46.0%	0.0%	8.0%
Watson Junior High School	47.1%	50.5%	49.5%	1.1%	1.5%	7.2%	30.2%	49.5%	1.1%	9.3%
Webster Elementary School	39.0%	49.8%	50.2%	0.4%	1.8%	7.5%	32.3%	44.9%	2.4%	10.6%

University of Colorado Colorado Springs - Target High Schools, Fall 2022 Student Characteristics

School District/School	Free or Reduced Lunch	Female	Male	American Indian	Asian	Black	Hispanic	White	Native Hawaiian/ other Pacific Islander	Two or More Races
ACADEMY 20										
Air Academy High School	6.6%	50.3%	49.7%	0.4%	3.3%	2.7%	14.6%	71.9%	0.1%	6.8%
Aspen Valley Campus	*	35.0%	65.0%	0.0%	1.7%	1.7%	17.9%	69.2%	0.0%	9.4%
Discovery Canyon Campus High School	5.9%	49.7%	50.3%	0.3%	5.7%	1.7%	13.4%	70.8%	0.0%	8.1%
Liberty High School	8.8%	49.6%	50.4%	0.6%	2.2%	4.1%	16.2%	70.2%	0.3%	6.4%
Pine Creek High School	5.1%	48.3%	51.7%	0.3%	5.7%	2.7%	17.4%	65.0%	0.3%	8.6%
Rampart High School	13.9%	51.8%	48.2%	0.4%	4.9%	4.1%	21.2%	61.0%	0.7%	7.8%
COLORADO SPRINGS 11										
Coronado High School	42.6%	47.8%	52.2%	0.9%	1.4%	3.5%	27.8%	59.5%	0.3%	6.5%
Doherty High School	43.1%	47.8%	52.2%	0.7%	2.0%	6.9%	28.9%	53.2%	0.6%	7.6%
Mitchell High School	65.2%	47.1%	52.9%	1.1%	0.8%	10.2%	53.0%	28.4%	0.4%	6.3%
Palmer High School	54.0%	50.7%	49.3%	0.8%	0.6%	9.8%	35.8%	44.5%	0.3%	8.1%
Nikola Tesla Education Opportunity Center	67.7%	49.8%	50.2%	0.4%	1.1%	8.0%	51.0%	33.5%	0.8%	5.3%
ELLICOTT 22										
Ellicott Senior High School	43.8%	46.7%	53.3%	0.7%	1.1%	2.5%	40.6%	53.6%	0.0%	1.4%
FALCON 49										
Falcon High School	17.7%	49.2%	50.8%	0.6%	2.3%	3.8%	20.6%	64.3%	0.0%	8.3%
Sand Creek High School	33.8%	47.6%	52.4%	0.2%	3.9%	9.3%	31.7%	43.6%	0.3%	11.0%
Springs Studio for Academic Excellence	*	46.9%	53.1%	0.5%	1.2%	3.1%	13.7%	71.7%	0.2%	9.7%
Vista Ridge High School	21.0%	48.1%	51.9%	0.5%	4.1%	6.6%	24.9%	52.4%	0.6%	10.9%
FOUNTAIN 8										
Fountain-Fort Carson High School	38.7%	47.9%	52.1%	0.8%	1.3%	11.1%	29.5%	45.4%	2.0%	10.0%
Welte Education Center	56.5%	35.7%	64.3%	1.7%	0.9%	8.7%	33.9%	48.7%	0.9%	5.2%
HANOVER 28										
Hanover Junior-Senior High School	72.9%	40.6%	59.4%	0.6%	0.0%	5.8%	19.4%	69.7%	0.0%	4.5%
HARRISON 2										
Harrison High School	65.7%	44.8%	55.2%	1.0%	2.0%	16.1%	53.9%	19.7%	0.9%	6.4%
James Irwin Charter High School	32.9%	53.4%	46.6%	0.7%	4.1%	6.5%	48.3%	31.5%	1.0%	7.9%
Sierra High School	66.3%	48.1%	51.9%	0.6%	2.8%	20.0%	51.6%	16.9%	0.7%	7.3%
PUEBLO CITY 60										
Chavez/Huerta K-12 Preparatory Academy	77.3%	50.0%	50.0%	0.5%	0.7%	0.5%	86.2%	11.8%	0.2%	0.1%
Centennial High School	62.4%	52.1%	47.9%	0.6%	1.7%	2.9%	62.9%	29.5%	0.6%	1.8%
Central High School	69.1%	46.1%	53.9%	0.7%	0.2%	1.9%	71.5%	22.9%	0.0%	2.8%
East High School	73.0%	46.9%	53.1%	0.7%	0.3%	2.1%	79.6%	15.7%	0.2%	1.3%
South High School	64.9%	47.3%	52.7%	0.6%	0.6%	2.5%	66.2%	26.5%	0.1%	3.4%
PUEBLO COUNTY 70										
Pueblo County High School	42.8%	47.6%	52.4%	0.1%	0.4%	0.8%	41.6%	53.3%	0.0%	3.8%
WIDEFIELD 3										
Mesa Ridge High School	34.2%	44.7%	55.3%	0.8%	2.1%	8.9%	30.8%	44.2%	2.2%	10.9%
Widefield High School	33.5%	47.2%	52.8%	0.8%	1.7%	8.3%	29.3%	45.3%	1.7%	12.8%

University of Colorado Denver - Target Middle Schools, Fall 2022 Student Characteristics

School District/School	Free or Reduced Lunch	Female	Male	American Indian	Asian	Black	Hispanic	White	Native Hawaiian/ other Pacific Islander	Two or More Races
ADAMS 12 FIVE STAR SCHOOLS										
Thornton Middle School	79.7%	47.0%	53.0%	1.0%	2.6%	3.5%	77.4%	13.1%	0.5%	1.9%
ADAMS-ARAPAHOE 28J										
AXL Academy	72.4%	48.9%	51.1%	1.1%	0.3%	29.9%	38.8%	23.2%	1.7%	5.0%
Clyde Miller K-8	74.1%	49.6%	50.4%	0.4%	3.4%	9.9%	70.0%	8.6%	1.1%	6.5%
North Middle School Health Sciences And Technology Campus	88.8%	46.3%	53.7%	1.3%	3.9%	15.8%	69.2%	4.9%	2.1%	2.8%
South Middle School	86.0%	50.1%	49.9%	1.1%	1.7%	14.0%	71.4%	6.2%	2.2%	3.4%
BRIGHTON 27J										
Otho E Stuart Middle School	26.7%	49.7%	50.3%	0.3%	3.8%	4.3%	45.9%	39.7%	0.1%	5.9%
DENVER COUNTY 1										
DSST: Green Valley Ranch Middle School	73.7%	51.4%	48.6%	0.0%	9.6%	25.9%	55.9%	3.3%	1.5%	3.8%
Girls Athletic Leadership School Middle School	34.8%	100.0%	0.0%	0.4%	1.3%	11.0%	34.8%	45.4%	0.0%	7.0%
Kepner Beacon Middle School	87.9%	47.2%	52.8%	0.2%	1.9%	4.4%	88.3%	3.0%	0.0%	2.1%
KIPP Sunshine Peak Academy	89.1%	51.7%	48.3%	0.5%	0.3%	1.0%	95.8%	1.8%	0.0%	0.5%
Kunsmiller Creative Arts Academy	73.3%	56.1%	43.9%	1.3%	3.7%	3.1%	78.6%	10.7%	0.0%	2.7%
Dr. Martin Luther King Jr. Early College	76.0%	48.6%	51.4%	0.3%	7.4%	23.0%	59.3%	4.1%	2.0%	3.9%
Morey Middle School	27.3%	39.7%	60.3%	0.7%	2.6%	9.8%	25.4%	54.5%	0.0%	6.9%
Noel Community Arts School	86.7%	55.1%	44.9%	0.5%	1.3%	26.2%	59.2%	4.6%	4.6%	3.6%
Strive Prep - Federal	82.5%	51.4%	48.6%	0.0%	3.1%	1.1%	89.7%	3.9%	1.4%	0.8%
Strive Prep - Sunnyside	82.6%	51.1%	48.9%	0.0%	0.5%	10.5%	79.5%	5.3%	1.1%	3.2%
Strive Prep - Westwood	84.2%	48.9%	51.1%	0.3%	1.9%	2.3%	94.5%	0.6%	0.0%	0.3%
JEFFERSON COUNTY R-1										
Alameda International Junior/Senior High School	73.3%	47.8%	52.2%	0.8%	4.5%	1.8%	78.1%	11.8%	0.1%	2.9%
Jefferson Junior/Senior High School	78.0%	49.0%	51.0%	1.1%	0.3%	4.0%	82.3%	10.2%	0.3%	1.8%
SHERIDAN 2										
Fort Logan Northgate	92.1%	51.4%	48.6%	0.9%	2.2%	3.5%	79.4%	11.8%	0.2%	2.0%

University of Colorado Denver | Anschutz Medical Campus - Target High Schools, Fall 2022 Student Characteristics

School District/School	Free or Reduced Lunch	Female	Male	American Indian	Asian	Black	Hispanic	White	Native Hawaiian/ other Pacific Islander	Two or More Races
ADAMS 12 FIVE STAR SCHOOLS										
Northglenn High School	62.2%	47.0%	53.0%	0.6%	2.7%	1.9%	72.7%	19.3%	0.1%	2.7%
ADAMS-ARAPAHOE 28J										
Aurora Central High School	79.1%	46.5%	53.5%	0.8%	4.2%	16.5%	69.9%	4.3%	1.1%	3.1%
Aurora West College Preparatory Academy	92.7%	47.9%	52.1%	0.6%	7.1%	11.1%	74.6%	3.8%	0.6%	2.1%
Gateway High School	71.2%	45.1%	54.9%	1.0%	3.7%	18.6%	59.9%	10.9%	1.8%	4.0%
Hinkley High School	80.3%	48.5%	51.5%	1.1%	3.5%	11.0%	74.7%	4.5%	2.4%	2.8%
Lotus School for Excellence	87.1%	50.7%	49.3%	0.2%	1.3%	44.2%	40.6%	11.9%	0.2%	1.6%
Rangeview High School	56.6%	49.2%	50.8%	0.6%	5.2%	19.7%	45.5%	20.3%	0.5%	8.2%
William Smith High School	73.1%	47.7%	52.3%	0.3%	4.5%	8.5%	70.7%	13.9%	0.3%	1.9%
Vanguard Classical School - East	51.0%	50.2%	49.8%	0.1%	2.2%	37.4%	39.6%	16.0%	0.3%	4.4%
Vista Peak 9-12 Preparatory	49.8%	45.8%	54.2%	0.8%	5.4%	16.2%	51.5%	19.3%	0.3%	6.6%
CHERRY CREEK 5										
Cherry Creek High School	12.5%	48.3%	51.7%	0.4%	12.8%	3.5%	13.6%	64.0%	0.2%	5.5%
Eaglecrest High School	26.5%	46.4%	53.6%	0.5%	7.2%	14.8%	23.2%	47.0%	0.4%	6.8%
Overland High School	59.3%	46.0%	54.0%	0.8%	4.4%	28.9%	40.3%	18.7%	0.8%	6.1%
Grandview High School	19.5%	47.7%	52.3%	0.7%	12.6%	8.6%	15.8%	55.1%	0.4%	6.9%
Smoky Hill High School	39.2%	47.8%	52.2%	0.6%	6.3%	17.8%	27.6%	39.8%	0.7%	7.4%
DENVER COUNTY 1										
Abraham Lincoln High School	85.4%	45.3%	54.7%	0.5%	3.0%	4.6%	87.5%	3.6%	0.2%	0.5%
Denver Center for International Studies	65.5%	55.2%	44.8%	1.0%	2.7%	3.9%	67.4%	20.5%	0.0%	4.5%
DSST: Byers Middle School	48.1%	45.0%	55.0%	0.2%	2.7%	19.7%	30.9%	40.1%	0.0%	6.3%
DSST: Cole High School	86.8%	50.7%	49.3%	0.0%	1.1%	10.4%	84.0%	3.4%	0.3%	0.8%
DSST: College View High School	80.6%	46.3%	53.7%	0.7%	6.7%	1.0%	87.3%	3.4%	0.2%	0.7%
DSST: Green Valley Ranch High School	67.6%	52.7%	47.3%	0.2%	8.8%	23.9%	59.8%	3.4%	0.9%	3.0%
DSST: Green Valley Ranch High School	67.6%	52.7%	47.3%	0.2%	8.8%	23.9%	59.8%	3.4%	0.9%	3.0%
East High School	28.7%	53.5%	46.5%	0.2%	2.4%	16.1%	22.1%	51.2%	0.3%	7.7%
George Washington High School	44.2%	50.3%	49.7%	0.3%	3.8%	24.3%	29.0%	36.1%	0.1%	6.3%
John F Kennedy High School	71.3%	49.3%	50.7%	1.3%	4.3%	3.4%	79.5%	9.5%	0.1%	1.9%
Kunsmiller Creative Arts Academy	73.3%	56.1%	43.9%	1.3%	3.7%	3.1%	78.6%	10.7%	0.0%	2.7%
Dr. Martin Luther King Jr. Early College	76.0%	48.6%	51.4%	0.3%	7.4%	23.0%	59.3%	4.1%	2.0%	3.9%

Montbello Career and Technical High School	72.6%	41.1%	58.9%	1.1%	0.0%	17.9%	75.8%	1.1%	2.1%	2.1%
Noel Community Arts School	86.7%	55.1%	44.9%	0.5%	1.3%	26.2%	59.2%	4.6%	4.6%	3.6%
North High School*	84.4%	0.0%	100.0%	0.0%	0.0%	0.0%	100.0%	0.0%	0.0%	0.0%
Highline Academy Northeast	64.7%	46.1%	53.9%	0.2%	11.0%	36.6%	32.2%	12.4%	0.9%	6.8%
Northfield High School	31.4%	50.6%	49.4%	0.2%	2.1%	13.5%	31.2%	45.2%	0.3%	7.6%
South High School	38.6%	50.4%	49.6%	0.9%	4.9%	9.4%	32.4%	47.2%	0.1%	5.1%
Strive Prep - Smart Academy	89.0%	43.7%	56.3%	0.0%	1.6%	0.2%	96.7%	1.4%	0.0%	0.2%
Thomas Jefferson High School*	46.5%	43.9%	56.1%	0.4%	2.6%	21.8%	41.3%	27.3%	0.8%	5.8%
DOUGLAS COUNTY RE 1										
Douglas County High School	13.2%	48.8%	51.2%	0.9%	2.5%	1.4%	18.2%	70.2%	0.3%	6.4%
JEFFERSON COUNTY R-1										
Alameda International Junior/Senior High School	73.3%	47.8%	52.2%	0.8%	4.5%	1.8%	78.1%	11.8%	0.1%	2.9%
Bear Creek High School	42.1%	46.7%	53.3%	0.9%	6.6%	1.5%	41.4%	45.7%	0.3%	3.7%
Jefferson Junior/Senior High School	78.0%	49.0%	51.0%	1.1%	0.3%	4.0%	82.3%	10.2%	0.3%	1.8%
Lakewood High School	33.7%	53.5%	46.5%	0.7%	5.0%	2.3%	37.3%	49.5%	0.4%	4.9%
Standley Lake High School	27.7%	49.3%	50.7%	0.8%	6.5%	1.5%	22.1%	64.1%	0.1%	4.9%
Wheat Ridge High School	44.6%	47.0%	53.0%	0.8%	0.6%	1.4%	36.8%	57.0%	0.1%	3.2%
LITTLETON 6										
Arapahoe High School	6.3%	48.7%	51.3%	0.4%	2.7%	1.8%	11.0%	78.7%	0.1%	5.4%
Littleton High School	20.6%	48.7%	51.3%	0.5%	2.7%	2.6%	30.6%	58.9%	0.3%	4.3%
MAPLETON 1										
Academy High School	44.7%	42.3%	57.7%	0.2%	2.8%	0.9%	83.8%	11.3%	0.0%	1.1%
Mapleton Early College High School	46.6%	57.3%	42.7%	0.7%	3.2%	1.1%	81.4%	11.8%	0.4%	1.4%
York International	43.5%	50.2%	49.8%	0.0%	2.8%	1.3%	86.1%	8.2%	0.0%	1.5%
SHERIDAN 2										
Sheridan High School	84.7%	52.2%	47.8%	0.9%	1.6%	4.1%	80.6%	10.6%	0.3%	1.9%
THOMPSON R2-J										
Loveland High School	20.1%	47.3%	52.7%	0.5%	1.6%	1.4%	23.0%	70.7%	0.1%	2.8%
WESTMINSTER PUBLIC SCHOOLS										
Westminster High School	72.0%	49.2%	50.8%	0.8%	4.6%	1.9%	78.1%	11.9%	0.6%	2.0%

* Target school for Health Careers Program only.

Summit School District - Target Schools, Fall 2022 Student Characteristics

School District/School	Free or Reduced Lunch	Female	Male	American Indian	Asian	Black	Hispanic	White	Native Hawaiian/ other Pacific Islander	Two or More Races
FORT MORGAN RE-3										
Fort Morgan High School	38.3%	46.3%	53.7%	0.7%	0.4%	4.5%	65.4%	27.4%	0.0%	1.5%

Roaring Fork School District - Target Schools, Fall 2022 Student Characteristics

School District/School	Free or Reduced Lunch	Female	Male	American Indian	Asian	Black	Hispanic	White	Native Hawaiian/ other Pacific Islander	Two or More Races
ROARING FORK RE-1										
Basalt High School	29.9%	53.0%	47.0%	0.0%	1.3%	0.0%	52.8%	45.0%	0.0%	0.9%
Basalt Middle School	43.5%	51.0%	49.0%	0.2%	0.2%	0.0%	60.8%	36.8%	0.0%	1.9%
Carbondale Middle School	44.0%	50.6%	49.4%	0.0%	0.3%	1.4%	52.9%	43.1%	0.0%	2.3%
Glenwood Springs High School	28.3%	47.4%	52.6%	0.6%	0.7%	0.4%	51.0%	45.1%	0.0%	2.2%
Glenwood Springs Middle School	41.9%	53.1%	46.9%	0.2%	0.2%	0.2%	60.9%	35.3%	0.0%	3.1%
Roaring Fork High School	27.8%	47.0%	53.0%	0.8%	0.0%	0.3%	52.2%	44.7%	0.0%	2.1%

Summit School District - Target Schools, Fall 2022 Student Characteristics

School District/School	Free or Reduced Lunch	Female	Male	American Indian	Asian	Black	Hispanic	White	Native Hawaiian/ other Pacific Islander	Two or More Races
SUMMIT RE-1										
Summit Middle School	32.8%	49.0%	51.0%	0.1%	0.5%	0.5%	41.4%	54.7%	0.0%	2.8%
Summit High School	21.3%	45.6%	54.4%	0.0%	0.5%	1.1%	38.3%	57.1%	0.0%	3.0%