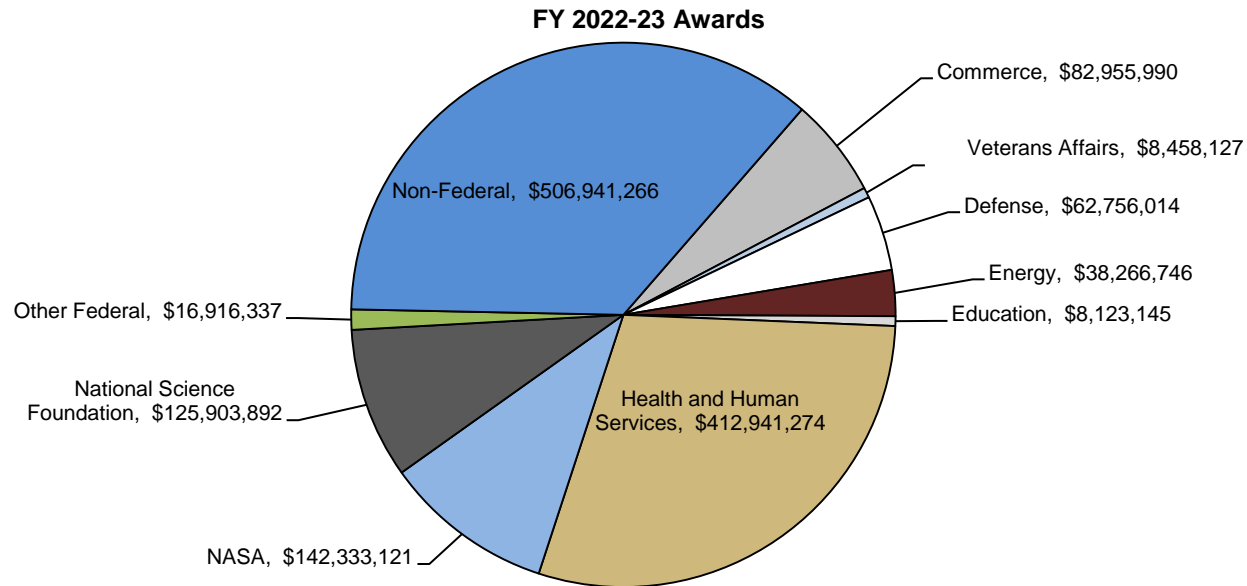


FY 2022-23 Sponsored Research Awards

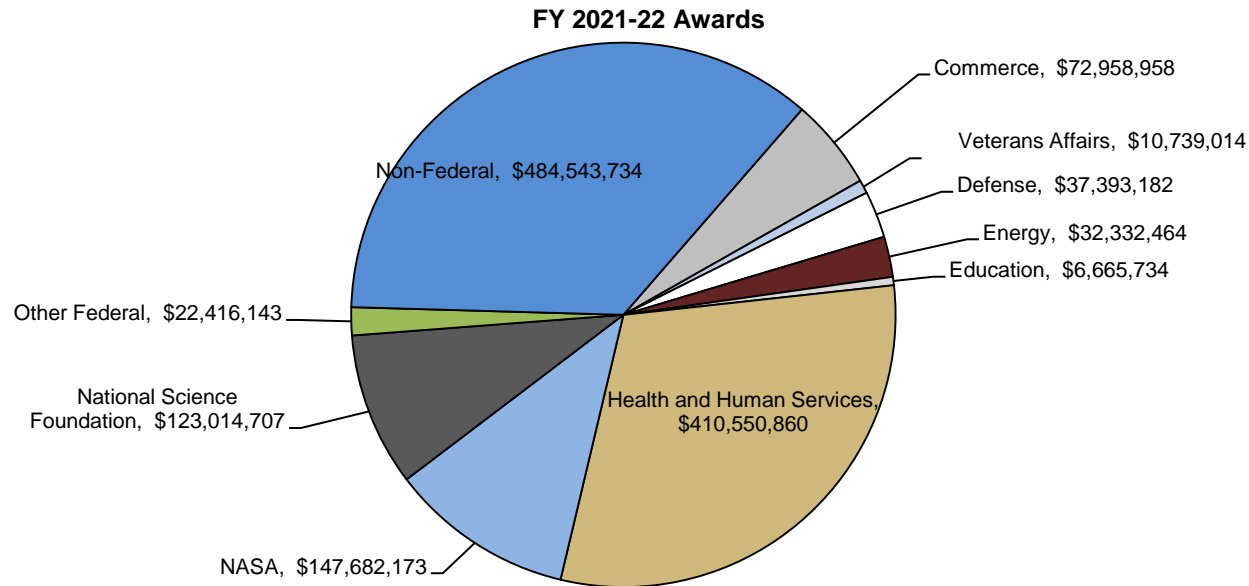
Award Sponsor	Boulder	Colorado Springs	Denver	Anschutz	CU total
Federal	\$ 485,817,667	\$ 5,307,003	\$ 16,947,521	\$ 390,582,455	\$ 898,654,646
Commerce	\$ 82,955,990	\$ -	\$ -	\$ -	\$ 82,955,990
Veterans Affairs	\$ -	\$ -	\$ -	\$ 8,458,127	\$ 8,458,127
Defense	\$ 36,776,270	\$ 274,098	\$ 728,845	\$ 24,976,801	\$ 62,756,014
Energy	\$ 38,266,746	\$ -	\$ -	\$ -	\$ 38,266,746
Education	\$ 2,776,206	\$ 111,696	\$ 3,991,079	\$ 1,244,164	\$ 8,123,145
Health and Human Services	\$ 57,586,541	\$ 1,280,880	\$ 3,414,054	\$ 350,659,799	\$ 412,941,274
NASA	\$ 142,333,121	\$ -	\$ -	\$ -	\$ 142,333,121
National Science Foundation	\$ 115,259,633	\$ 1,858,248	\$ 5,153,619	\$ 3,632,392	\$ 125,903,892
Other Federal	\$ 9,863,160	\$ 1,782,081	\$ 3,659,924	\$ 1,611,172	\$ 16,916,337
Non-Federal	\$ 170,548,464	\$ 10,536,548	\$ 11,629,619	\$ 314,226,635	\$ 506,941,266
Total	\$ 656,366,131	\$ 15,843,551	\$ 28,577,140	\$ 704,809,090	\$ 1,405,595,912



Summary prepared by CU System Institutional Research
 Source: Campus Offices of Grants & Contracts
 Note: Total does not include CU Foundation gifts supporting research

FY 2021-22 Sponsored Research Awards

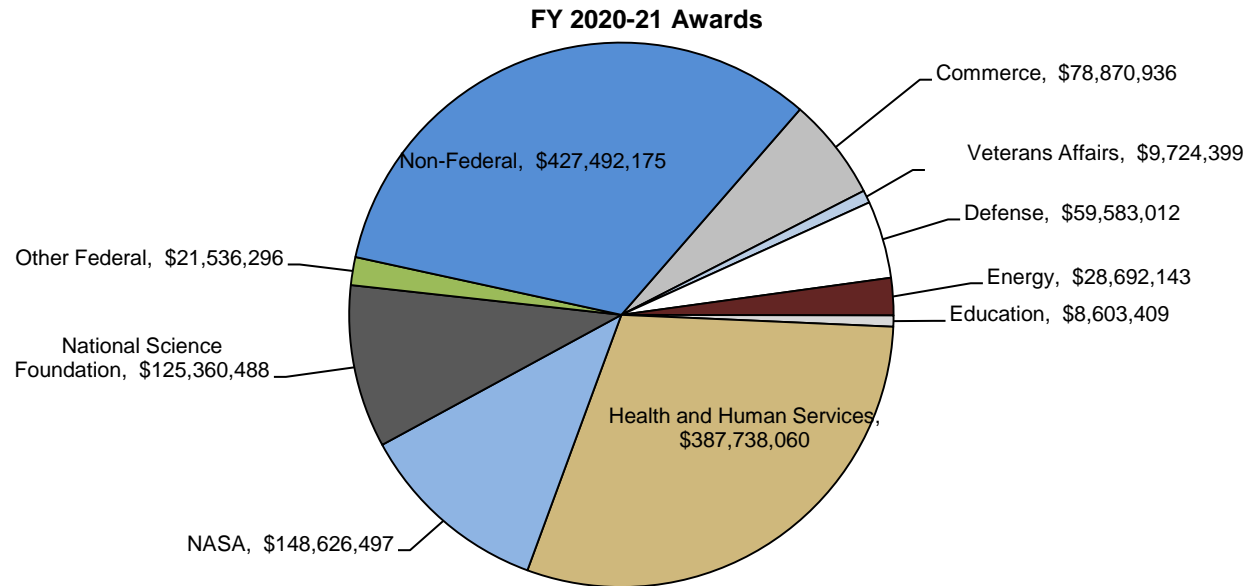
Award Sponsor	Boulder	Colorado Springs	Denver	Anschutz	CU total
Federal	\$ 473,560,519	\$ 3,210,953	\$ 9,403,549	\$ 377,578,214	\$ 863,753,235
Commerce	\$ 72,958,958	\$ -	\$ -	\$ -	\$ 72,958,958
Veterans Affairs	\$ -	\$ -	\$ -	\$ 10,739,014	\$ 10,739,014
Defense	\$ 29,637,468	\$ 360,501	\$ 397,046	\$ 6,998,167	\$ 37,393,182
Energy	\$ 32,332,464	\$ -	\$ -	\$ -	\$ 32,332,464
Education	\$ 4,849,005	\$ 143,794	\$ 1,672,935	\$ -	\$ 6,665,734
Health and Human Services	\$ 54,705,015	\$ -	\$ 2,576,090	\$ 353,269,755	\$ 410,550,860
NASA	\$ 147,682,173	\$ -	\$ -	\$ -	\$ 147,682,173
National Science Foundation	\$ 115,123,590	\$ 1,488,096	\$ 2,893,366	\$ 3,509,655	\$ 123,014,707
Other Federal	\$ 16,271,846	\$ 1,218,562	\$ 1,864,112	\$ 3,061,623	\$ 22,416,143
Non-Federal	\$ 156,524,917	\$ 4,463,718	\$ 9,486,729	\$ 314,068,370	\$ 484,543,734
Total	\$ 630,085,436	\$ 7,674,671	\$ 18,890,278	\$ 691,646,584	\$ 1,348,296,969



Summary prepared by CU System Institutional Research
 Source: Campus Offices of Grants & Contracts
 Note: Total does not include CU Foundation gifts supporting research

FY 2020-21 Sponsored Research Awards

Award Sponsor	Boulder	Colorado Springs	Denver	Anschutz	CU total
Federal	\$ 480,731,262	\$ 10,653,706	\$ 12,262,412	\$ 365,087,860	\$ 868,735,240
Commerce	\$ 78,870,936	\$ -	\$ -	\$ -	\$ 78,870,936
Veterans Affairs	\$ -	\$ -	\$ -	\$ 9,724,399	\$ 9,724,399
Defense	\$ 34,683,722	\$ 329,901	\$ 1,082,360	\$ 23,487,029	\$ 59,583,012
Energy	\$ 28,648,983	\$ 43,160	\$ -	\$ -	\$ 28,692,143
Education	\$ 6,284,198	\$ 631,377	\$ 1,687,834	\$ -	\$ 8,603,409
Health and Human Services	\$ 57,799,061	\$ -	\$ 2,644,982	\$ 327,294,017	\$ 387,738,060
NASA	\$ 148,626,497	\$ -	\$ -	\$ -	\$ 148,626,497
National Science Foundation	\$ 111,153,239	\$ 4,588,856	\$ 5,637,123	\$ 3,981,270	\$ 125,360,488
Other Federal	\$ 14,664,626	\$ 5,060,412	\$ 1,210,113	\$ 601,145	\$ 21,536,296
Non-Federal	\$ 121,027,463	\$ 5,276,144	\$ 12,063,956	\$ 289,124,612	\$ 427,492,175
Total	\$ 601,758,725	\$ 15,929,850	\$ 24,326,368	\$ 654,212,472	\$ 1,296,227,415



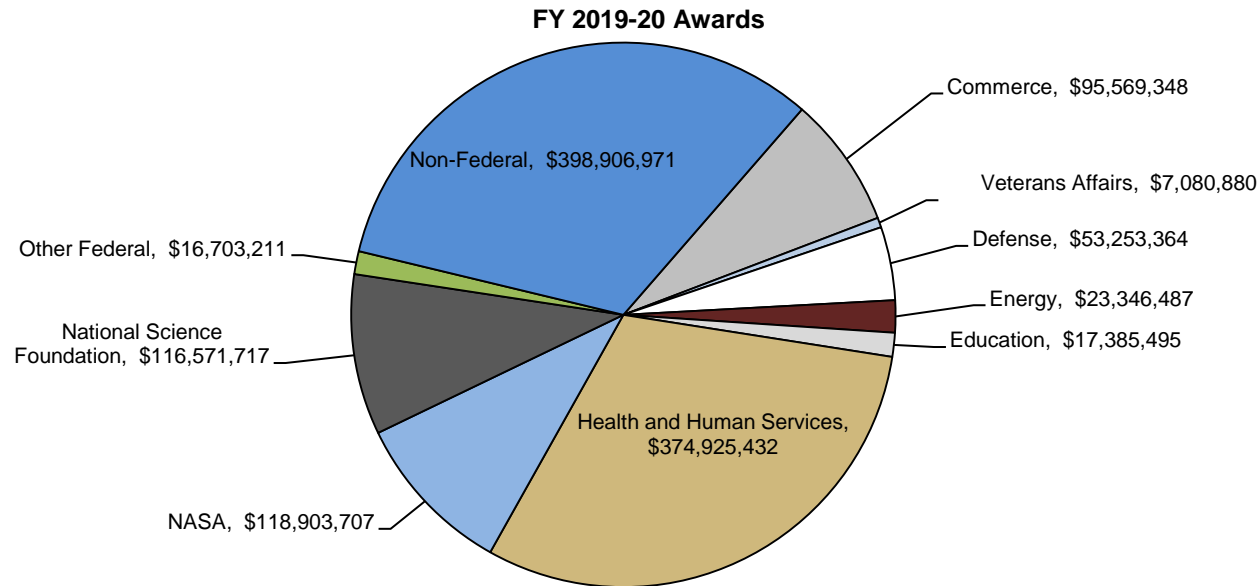
Summary prepared by CU System Institutional Research

Source: Campus Offices of Grants & Contracts

Note: Total does not include CU Foundation gifts supporting research (\$32.6 million at Boulder, \$116.1 million at Anschutz)

FY 2019-20 Sponsored Research Awards

Award Sponsor	Boulder	Colorado Springs	Denver	Anschutz	CU total
Federal	\$ 456,738,271	\$ 7,242,197	\$ 9,925,410	\$ 349,833,763	\$ 823,739,641
Commerce	\$ 92,819,348	\$ 2,750,000			\$ 95,569,348
Veterans Affairs				\$ 7,080,880	\$ 7,080,880
Defense	\$ 33,957,581	\$ 166,584	\$ 614,757	\$ 18,514,442	\$ 53,253,364
Energy	\$ 23,346,487				\$ 23,346,487
Education	\$ 15,495,686	\$ 683,794	\$ 1,206,015		\$ 17,385,495
Health and Human Services	\$ 56,687,295		\$ 2,704,242	\$ 315,533,895	\$ 374,925,432
NASA	\$ 118,903,707				\$ 118,903,707
National Science Foundation	\$ 102,728,893	\$ 2,881,455	\$ 4,217,681	\$ 6,743,688	\$ 116,571,717
Other Federal	\$ 12,799,274	\$ 760,364	\$ 1,182,715	\$ 1,960,858	\$ 16,703,211
Non-Federal	\$ 136,445,088	\$ 5,186,057	\$ 8,070,219	\$ 249,205,607	\$ 398,906,971
Total	\$ 593,183,359	\$ 12,428,254	\$ 17,995,629	\$ 599,039,370	\$ 1,222,646,612



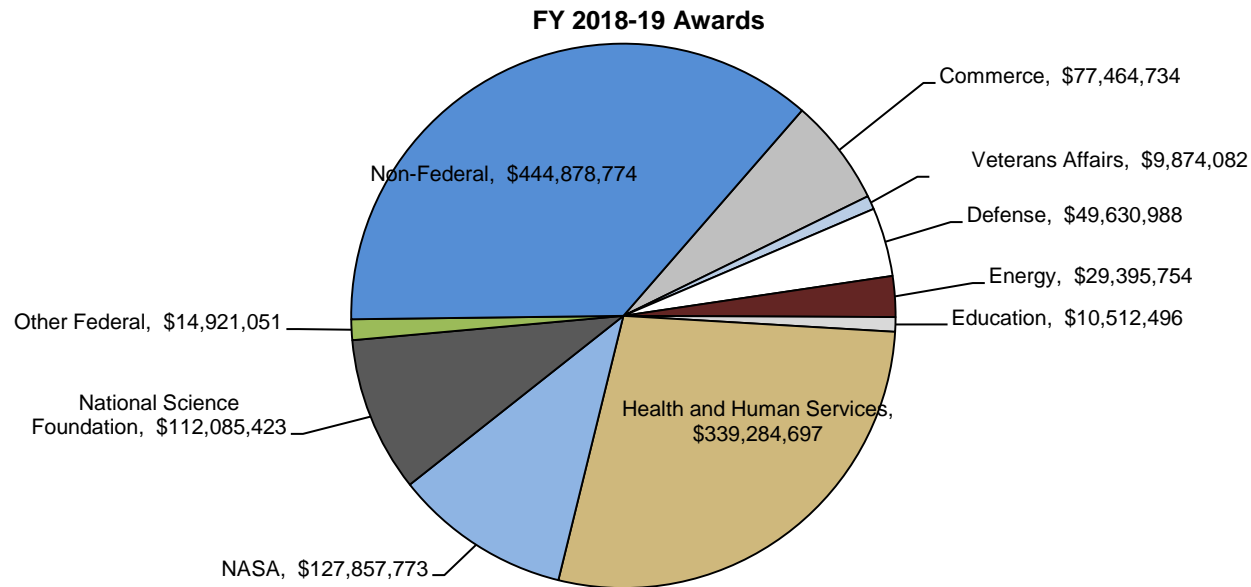
Summary prepared by CU System Institutional Research

Source: Campus Offices of Grants & Contracts

Note: Total does not include CU Foundation gifts supporting research (\$20.7 million at Boulder, \$163.2 million at Anschutz)

FY 2018-19 Sponsored Research Awards

Award Sponsor	Boulder	Colorado Springs	Denver	Anschutz	CU total
Federal	\$ 446,392,989	\$ 3,719,906	\$ 14,862,913	\$ 306,051,190	\$ 771,026,998
Commerce	\$ 77,464,734				\$ 77,464,734
Veterans Affairs				\$ 9,874,082	\$ 9,874,082
Defense	\$ 32,381,247	\$ 309,496	\$ 2,013,853	\$ 14,926,392	\$ 49,630,988
Energy	\$ 29,395,754				\$ 29,395,754
Education	\$ 6,020,373	\$ 988,906	\$ 3,503,217		\$ 10,512,496
Health and Human Services	\$ 60,312,865		\$ 1,924,974	\$ 277,046,858	\$ 339,284,697
NASA	\$ 127,857,773				\$ 127,857,773
National Science Foundation	\$ 102,813,396	\$ 1,802,425	\$ 5,964,250	\$ 1,505,352	\$ 112,085,423
Other Federal	\$ 10,146,847	\$ 619,079	\$ 1,456,619	\$ 2,698,506	\$ 14,921,051
Non-Federal	\$ 184,524,392	\$ 4,315,206	\$ 8,575,212	\$ 247,463,964	\$ 444,878,774
Total	\$ 630,917,381	\$ 8,035,112	\$ 23,438,125	\$ 553,515,154	\$ 1,215,905,772



Summary prepared by CU System Institutional Research

Source: Campus Offices of Grants & Contracts

Note: Total does not include CU Foundation gifts supporting research (\$56.5 million at Boulder, \$252.2 million at Anschutz)