

## University of Colorado Research Awards (in Millions)

	FY 2014	FY 2015	FY 2016	FY 2017	FY 2018	FY 2019	FY 2020	FY 2021	FY 2022	FY 2023	FY 2024	% of Total (FY 2024)	1 Year % Change (FY 2023)	5 Year % Change (FY 2019)	10 Year % Change (FY 2014)
<b>Total Awards (excluding CUF Gifts Supporting Research)</b>															
Boulder	\$412.1	\$425.6	\$436.8	\$507.9	\$511.1	\$574.4	\$593.2	\$601.8	\$630.1	\$656.4	\$715.4	47%	9%	25%	74%
Colorado Springs	\$9.4	\$10.3	\$8.0	\$10.2	\$6.9	\$8.0	\$12.4	\$15.9	\$7.7	\$15.8	\$19.0	1%	20%	136%	102%
Denver	\$18.5	\$22.2	\$25.0	\$25.9	\$18.8	\$23.4	\$18.0	\$24.9	\$18.9	\$28.6	\$31.3	2%	10%	34%	69%
Anschutz	\$423.3	\$420.3	\$454.1	\$490.3	\$516.2	\$553.5	\$599.0	\$653.7	\$691.6	\$704.8	\$756.8	50%	7%	37%	79%
<b>CU Total</b>	<b>\$863.3</b>	<b>\$878.3</b>	<b>\$923.9</b>	<b>\$1,034.3</b>	<b>\$1,053.1</b>	<b>\$1,159.4</b>	<b>\$1,222.6</b>	<b>\$1,296.2</b>	<b>\$1,348.3</b>	<b>\$1,405.6</b>	<b>\$1,522.5</b>	<b>100%</b>	<b>8%</b>	<b>31%</b>	<b>76%</b>
<b>Federal Awards</b>															
Boulder	\$330.6	\$293.2	\$331.9	\$354.1	\$368.9	\$446.4	\$456.7	\$480.7	\$473.6	\$485.8	\$495.5	53%	2%	11%	50%
Colorado Springs	\$5.7	\$6.0	\$5.8	\$5.4	\$3.6	\$3.7	\$7.2	\$10.7	\$3.2	\$5.3	\$10.9	1%	105%	192%	92%
Denver	\$10.4	\$13.6	\$15.8	\$16.2	\$10.3	\$14.9	\$9.9	\$13.2	\$9.4	\$16.9	\$16.0	2%	-6%	7%	53%
Anschutz	\$248.5	\$255.8	\$252.7	\$261.3	\$280.8	\$306.1	\$349.8	\$365.6	\$377.6	\$390.6	\$420.4	45%	8%	37%	69%
<b>CU Total</b>	<b>\$595.2</b>	<b>\$568.7</b>	<b>\$606.1</b>	<b>\$637.1</b>	<b>\$663.5</b>	<b>\$771.0</b>	<b>\$823.7</b>	<b>\$870.2</b>	<b>\$863.8</b>	<b>\$898.7</b>	<b>\$942.8</b>	<b>100%</b>	<b>5%</b>	<b>22%</b>	<b>58%</b>
<b>Non-Federal Awards</b>															
Boulder	\$81.5	\$132.4	\$105.0	\$153.8	\$142.3	\$128.0	\$136.4	\$121.0	\$156.5	\$170.5	\$219.9	38%	29%	72%	170%
Colorado Springs	\$3.7	\$4.3	\$2.2	\$4.8	\$3.3	\$4.3	\$5.2	\$5.3	\$4.5	\$10.5	\$8.1	1%	-23%	88%	117%
Denver	\$8.0	\$8.5	\$9.2	\$9.6	\$8.5	\$8.6	\$8.1	\$11.6	\$9.5	\$11.6	\$15.3	3%	32%	79%	91%
Anschutz	\$174.8	\$164.5	\$201.4	\$229.0	\$235.5	\$247.5	\$249.2	\$288.1	\$314.1	\$314.2	\$336.4	58%	7%	36%	92%
<b>CU Total</b>	<b>\$268.1</b>	<b>\$309.7</b>	<b>\$317.8</b>	<b>\$397.3</b>	<b>\$389.6</b>	<b>\$388.4</b>	<b>\$398.9</b>	<b>\$426.0</b>	<b>\$484.5</b>	<b>\$506.9</b>	<b>\$579.7</b>	<b>100%</b>	<b>14%</b>	<b>49%</b>	<b>116%</b>
<b>Number of Awards</b>															
Boulder	1,880	2,026	1,868	2,019	2,195	2,299	2,263	2,257	2,326	2,283	2,195	40%	-4%	-5%	17%
Colorado Springs	64	83	66	81	86	78	80	84	76	90	91	2%	1%	17%	42%
Denver	160	163	178	197	160	157	150	177	160	171	167	3%	-2%	6%	4%
Anschutz	2,217	2,113	2,224	2,454	2,431	2,479	2,699	2,838	3,042	3,117	3,058	55%	-2%	23%	38%
<b>CU Total</b>	<b>4,321</b>	<b>4,385</b>	<b>4,336</b>	<b>4,751</b>	<b>4,872</b>	<b>5,013</b>	<b>5,192</b>	<b>5,356</b>	<b>5,604</b>	<b>5,661</b>	<b>5,511</b>	<b>100%</b>	<b>-3%</b>	<b>10%</b>	<b>28%</b>
<b>CU Foundation Gifts Supporting Research</b>															
Boulder			No data reported			\$56.5	\$20.7	\$32.7	\$27.9	\$27.9	\$26.9	15%	-4%	-52%	-
Colorado Springs				No data reported					\$1.7	\$1.3	\$0.3	0%	-75%	-	-
Denver				No data reported					\$0.6	\$0.4	\$0.3	0%	-20%	-	-
Anschutz			No data reported			\$252.2	\$163.2	\$116.1	\$86.1	\$162.2	\$153.2	85%	-6%	-39%	-
<b>CU Total</b>			No data reported			<b>\$308.7</b>	<b>\$183.9</b>	<b>\$148.8</b>	<b>\$116.3</b>	<b>\$191.8</b>	<b>\$180.8</b>	<b>100%</b>	<b>-6%</b>	<b>-41%</b>	<b>-</b>
<b>Total Awards + Gifts (including CUF Gifts Supporting Research)</b>															
Boulder	\$412.1	\$425.6	\$436.8	\$507.9	\$511.1	\$630.9	\$613.9	\$634.4	\$658.0	\$684.2	\$742.2	44%	8%	18%	80%
Colorado Springs	\$9.4	\$10.3	\$8.0	\$10.2	\$6.9	\$8.0	\$12.4	\$15.9	\$9.3	\$17.1	\$19.3	1%	13%	140%	105%
Denver	\$18.5	\$22.2	\$25.0	\$25.9	\$18.8	\$23.4	\$18.0	\$24.9	\$19.5	\$29.0	\$31.7	2%	9%	35%	71%
Anschutz	\$423.3	\$420.3	\$454.1	\$490.3	\$516.2	\$805.7	\$762.2	\$769.8	\$777.8	\$867.0	\$910.0	53%	5%	13%	115%
<b>CU Total</b>	<b>\$863.3</b>	<b>\$878.3</b>	<b>\$923.9</b>	<b>\$1,034.3</b>	<b>\$1,053.1</b>	<b>\$1,468.1</b>	<b>\$1,406.6</b>	<b>\$1,445.0</b>	<b>\$1,464.6</b>	<b>\$1,597.4</b>	<b>\$1,703.2</b>	<b>100%</b>	<b>7%</b>	<b>16%</b>	<b>97%</b>

Summary prepared by CU System Institutional Research (ir@cu.edu)

Source: Campus Offices of Grants & Contracts, Office of Advancement. Data as of 9/13/2024.

Revision note: FY 2023 Denver gifts supporting research revised from \$259k to \$438k based on updated reporting (Sep 2024)

# FY 2023-24 University of Colorado Research Awards+Gifts (in Millions)

**\$1.7 Billion**  
(Awards+Gifts)  
CU FY 2024 Total

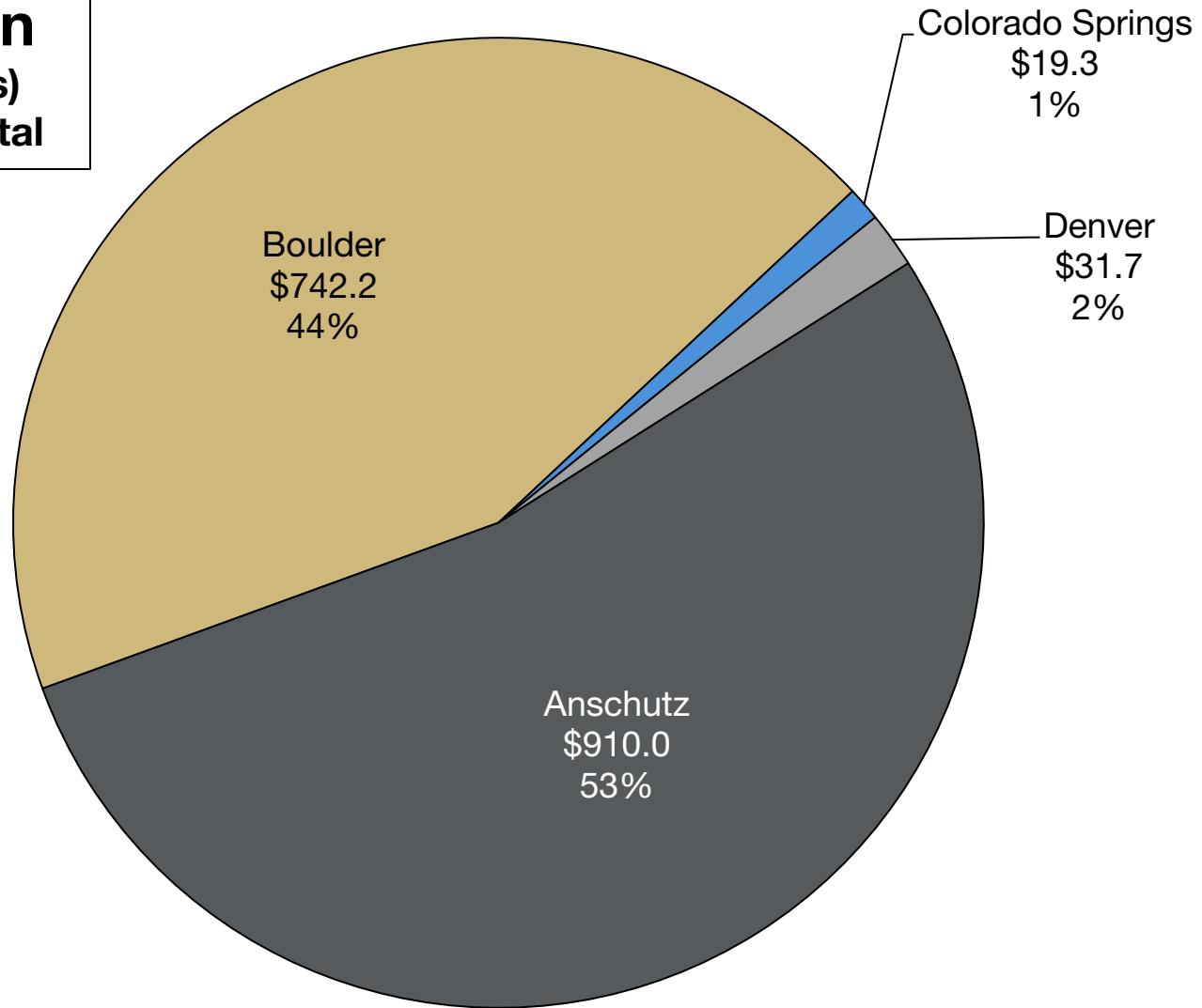


Chart excludes CU Foundation Gifts Supporting Research

## FY 2023-24 University of Colorado Research Awards (in Millions)

**\$1.52 Billion**  
(Awards Only)  
CU FY 2024 Total

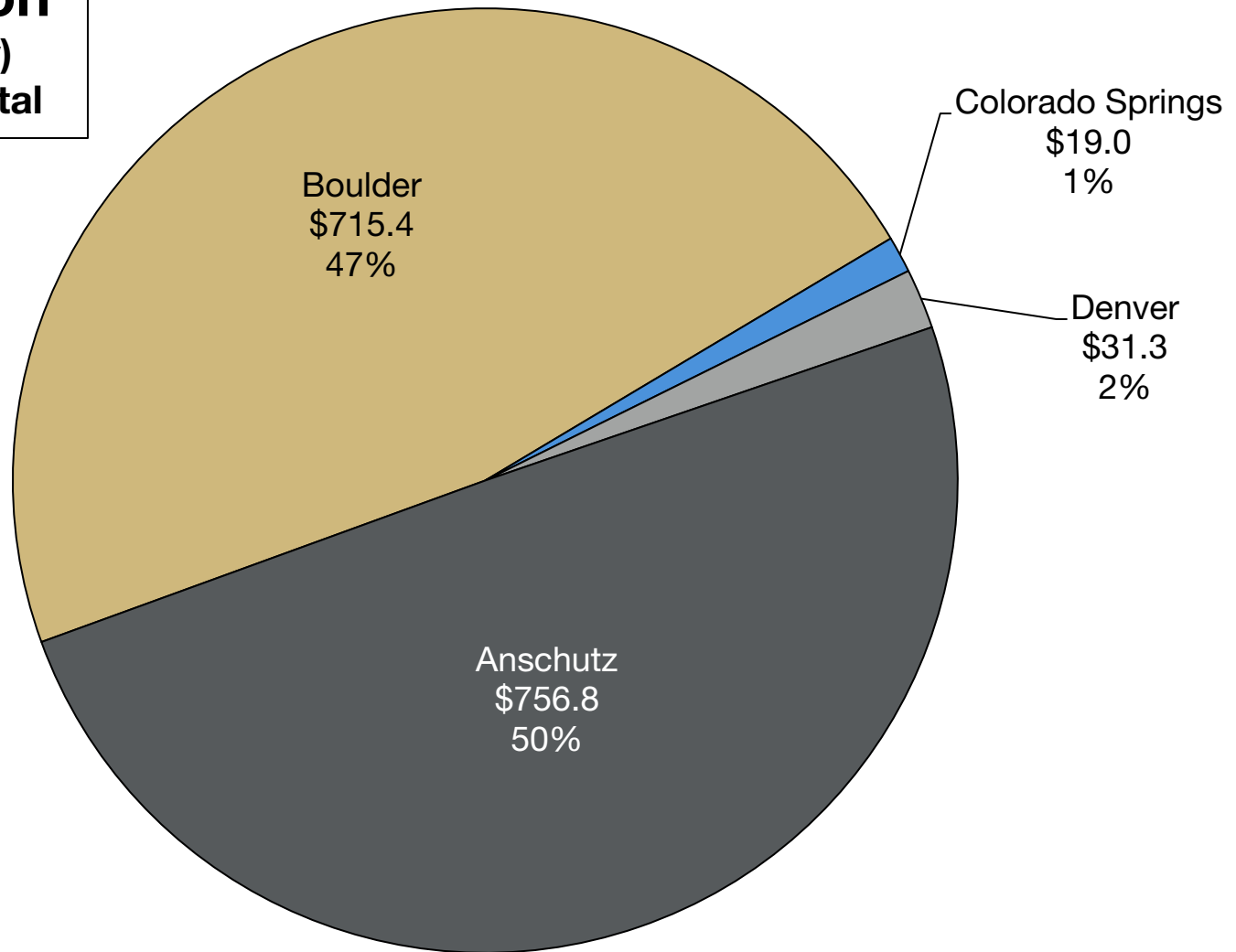


Chart excludes CU Foundation Gifts Supporting Research

## University of Colorado Sponsored Research Awards (in millions)

■ Boulder   
 ■ Colorado Springs   
 ■ Denver   
 ■ Anschutz

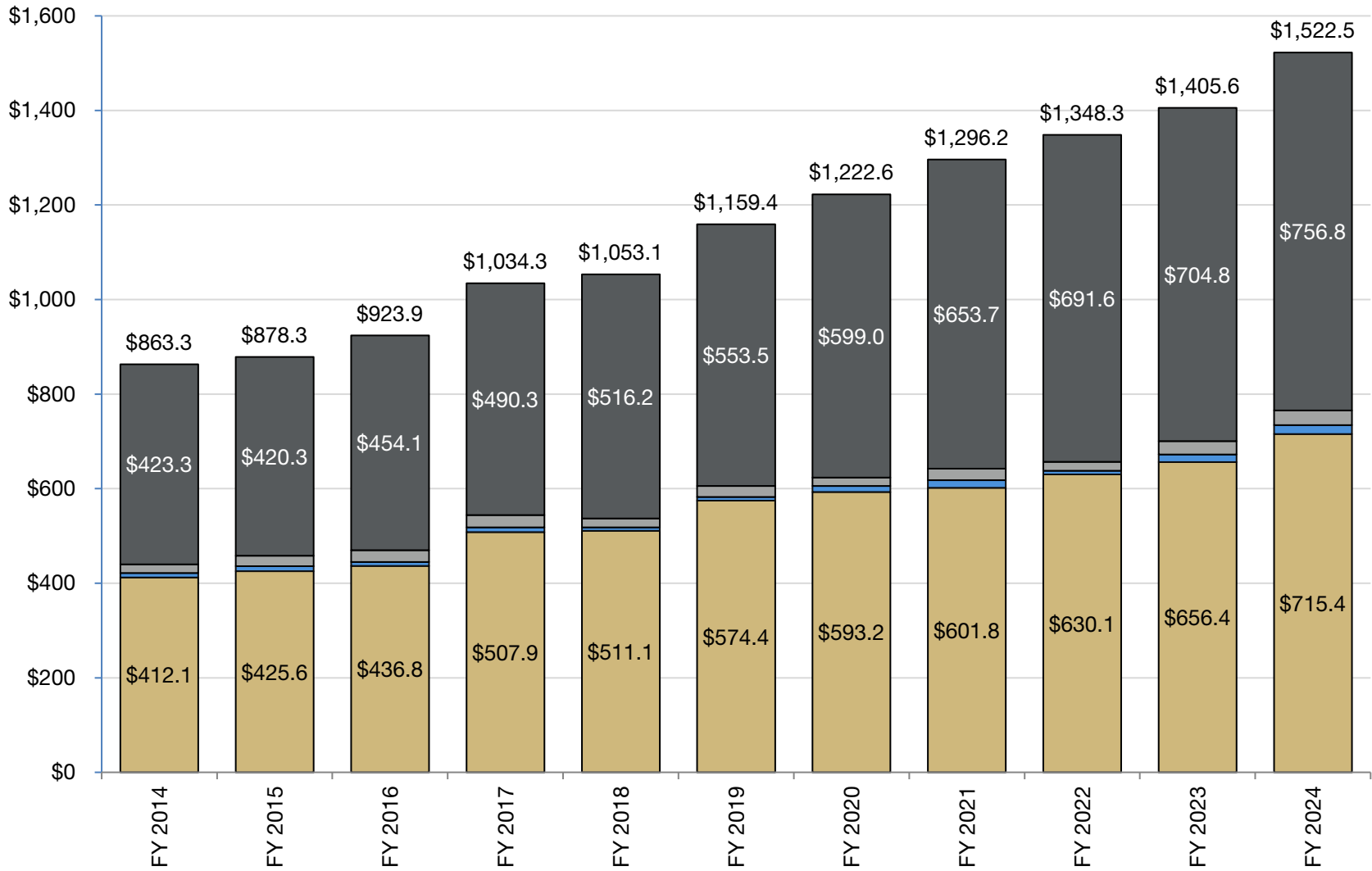


Chart excludes CU Foundation Gifts Supporting Research

## University of Colorado Sponsored Research Awards by Funding Source (in millions)

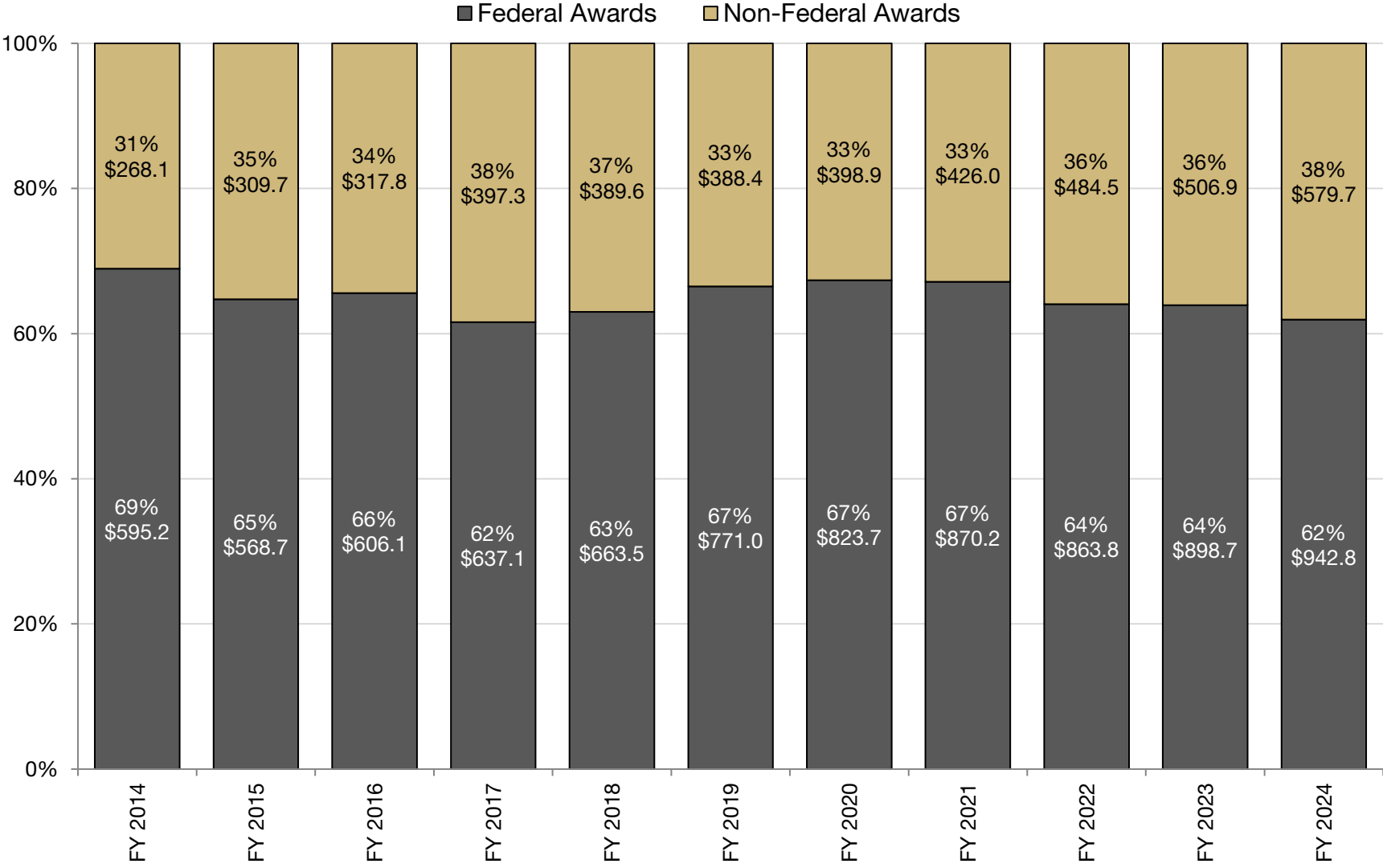
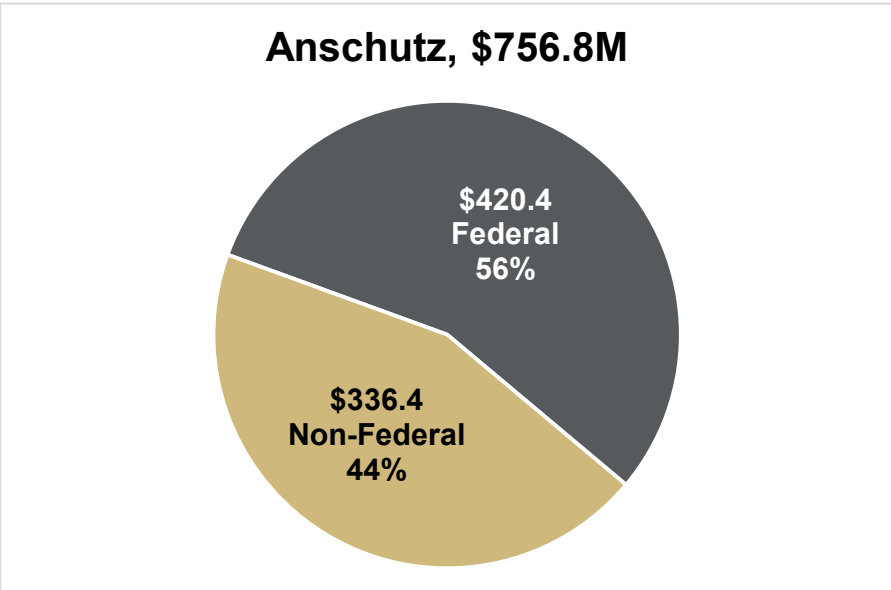
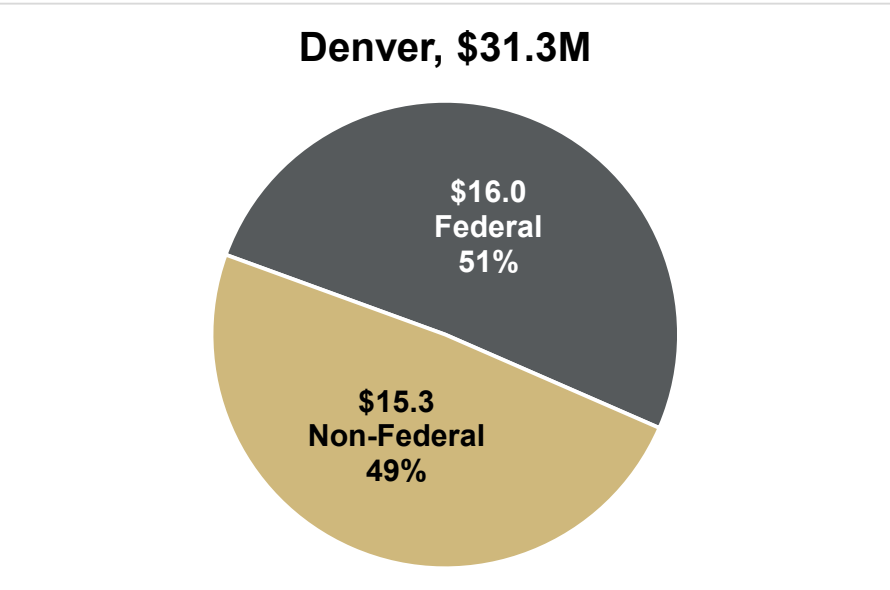
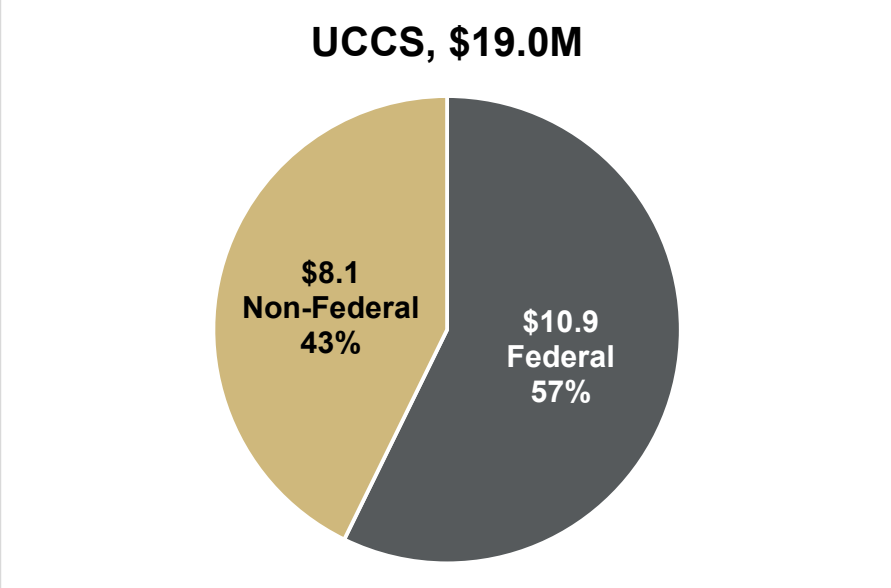
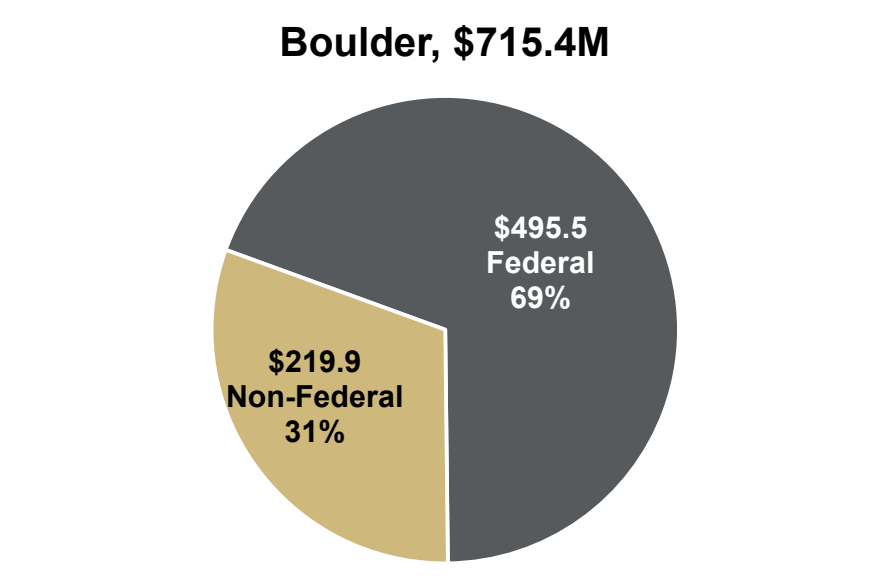


Chart excludes CU Foundation Gifts Supporting Research

# FY 2023-24 Sponsored Research Awards



Charts exclude CU Foundation Gifts Supporting Research