

Innovating for the Future

2021 – 2026 Strategic Plan

Annual Status Update
CU Board of Regents Retreat
July 12-14, 2023




University of Colorado

Boulder | Colorado Springs | Denver | Anschutz Medical Campus

Fulfilling CU's Mission

From 2019–2021, the University of Colorado conducted a collaborative and inclusive strategic planning process to identify common themes that would help guide the university for the next five years and beyond. Priorities identified collectively by stakeholders involved throughout the process will advance CU's Mission.

“The University of Colorado is a public research university with multiple campuses serving Colorado, the nation, and the world through leadership in high-quality education and professional training, public service, advancing research and knowledge, and state-of-the-art health care.”



STRATEGIC PILLARS

PILLAR 1



Affordability & Student Success

The University of Colorado is devoted to helping our students reach their full potential. The focus areas within this pillar encourage the intellectual, personal and professional development of our students.

PILLAR 2



Discovery & Impact

At the University of Colorado, we believe research and healthcare are keystones to advancing knowledge, inspiring innovation, fostering creativity and improving the quality of life for Coloradans.

PILLAR 3



Diversity, Inclusion, Equity & Access

The University of Colorado celebrates and recognizes the strength of diverse communities and perspectives. We are committed to creating an inclusive culture in pursuit of goals of excellence and meeting the needs of the state, nation and world.

PILLAR 4



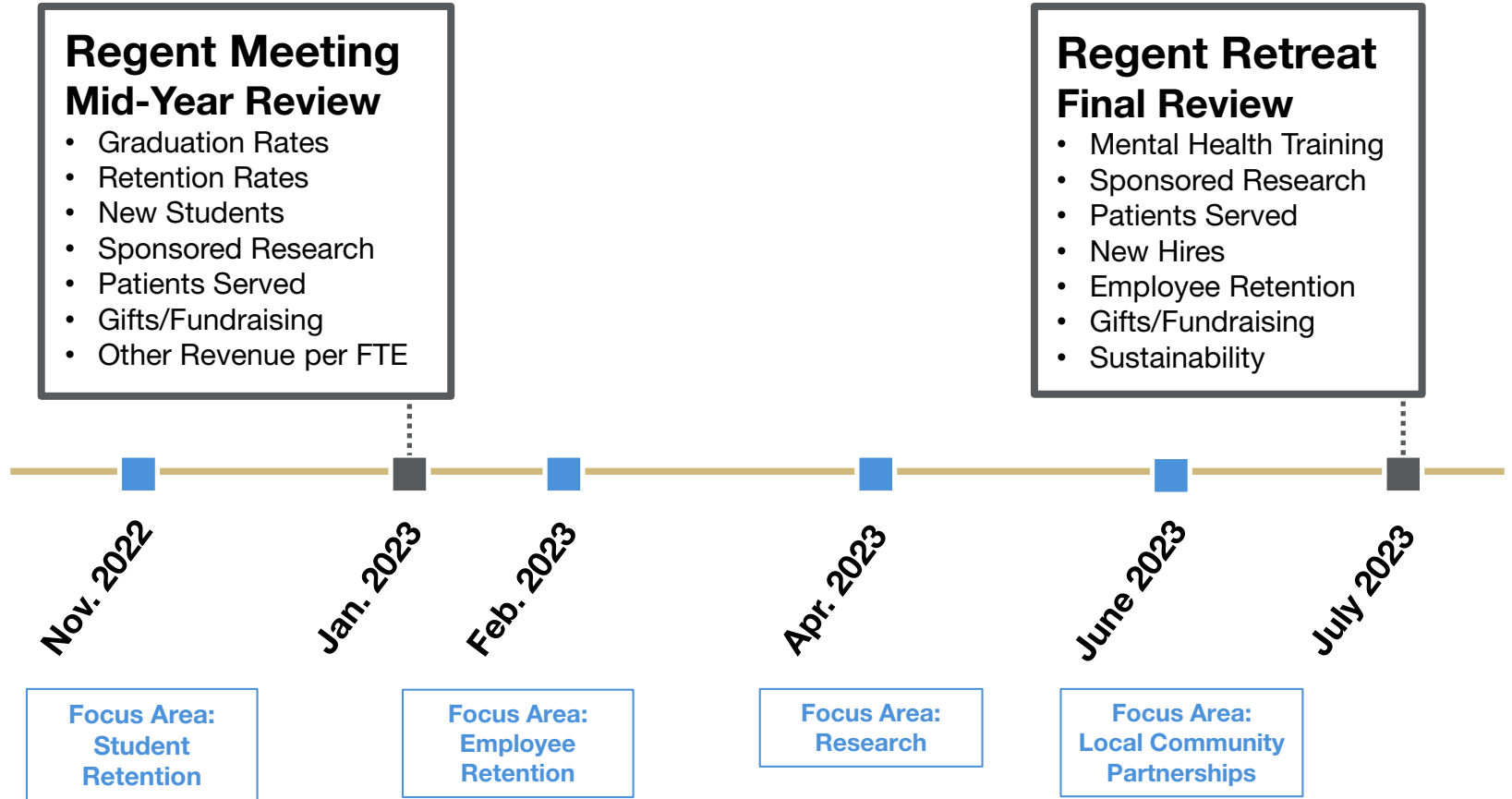
Fiscal Strength

The University of Colorado focuses on improving policies, procedures and practices to ensure current and future sustainability, highlighting financial management and risk management.

Looking Ahead: Future Strategic Plan Development

- Current *Innovating for the Future* strategic plan concludes June 2026
- Future CU Strategic Planning 2.0 efforts:
 - Evaluate prior strategic plan
 - Develop process
 - Begin in early 2025, complete by June 2026 (**tentative**)
 - Engage Regents, leadership, and campus communities
 - Ask the right questions
 - Refine metrics as needed
 - Set future goals

FY 2022-23 Strategic Metrics Reporting Timeline



Annual Reporting

Pillar	Final	Strategic Plan Metrics with Goals
1	January	4-Year Graduation Rate (First-Time Freshmen)
1	January	6-Year Graduation Rate (First-Time Freshmen)
1	January	4-Year Graduation Rate (URM)
1	January	6-Year Graduation Rate (URM)
1	January	Freshman Retention Rates (First-Time Freshmen)
1	January	Freshman Retention Rates (URM)
1	July	Percentage of students, faculty, & staff who participate in mental health trainings
2	July	Sponsored research (Awards + Gifts)
2	July	Patients Served
3	July	URM Faculty Retention
3	July	URM Staff Retention
3	July	Percent of new faculty (veteran)
3	July	Percent of new faculty (URM)
3	July	Percent of new staff (veteran)
3	July	Percent of new staff (URM)
3	January	Percent of new students (military affiliation)
3	January	Percent of new students (URM)
4	July	Gifts & Fundraising
4	January	Other revenue per FTE
4	July*	Facility Condition Index
4	July*	Energy Use Intensity
4	July*	Greenhouse Gas Emissions

Goals - Boulder

Pillar	Final	Goal	2022-23 Metrics Actual	2026 Goal	2022-23 Annual Progress Toward Goal
1	Jan	4-Year Graduation Rate (First-Time Freshmen)	57.4%	63.0%	Yes
1	Jan	6-Year Graduation Rate (First-Time Freshmen)	74.0%	81.0%	Yes
1	Jan	4-Year Graduation Rate (URM)	50.0%	55.0%	Yes
1	Jan	6-Year Graduation Rate (URM)	68.6%	78.0%	Yes
1	Jan	Freshman Retention Rates (First-Time Freshmen)	87.8%	96.0%	Yes
1	Jan	Freshman Retention Rates (URM)	81.8%	94.0%	No
1	July	Percentage of undergraduate students who participate in mental health trainings	99.1%	100.0%	Yes
1	July	Percentage of graduate students who participate in mental health trainings	9.6%	75.0%	Yes
1	July	Percentage of faculty & staff who participate in mental health trainings	22.6%	75.0%	Yes
2	July	Sponsored research (Awards + Gifts)	\$635M*	\$800M	Pending
3	July	URM Faculty Retention	86%	90%	No
3	July	URM Staff Retention	84%	90%	Yes
3	July	Percent of new faculty (veteran)	1%	3.5%	No
3	July	Percent of new faculty (URM)	15%	21%	Yes
3	July	Percent of new staff (veteran)	3%	5%	Yes
3	July	Percent of new staff (URM)	24%	21%	Yes
3	Jan	Percent of new students (military affiliation)	1%	4%	No
3	Jan	Percent of new students (URM)	20%	25%	Yes
4	July	Gifts & Fundraising	\$146M*	\$192M	Pending
4	Jan	Other revenue per FTE	\$206K	\$208K	Yes
4	May	Facility Condition Index	56	56	Yes
4	May	Energy Use Intensity	106	100	Yes
4	May	Greenhouse Gas Emissions	121,863	107,056	Yes

* Preliminary Final, subject to fiscal year end reconciliation

Goals - UCCS

Pillar	Final	Goal	2022-23 Metrics Actual	2026 Goal	2022-23 Annual Progress Toward Goal
1	Jan	4-Year Graduation Rate (First-Time Freshmen)	27.7%	28.0%	Yes
1	Jan	6-Year Graduation Rate (First-Time Freshmen)	41.7%	51.0%	No
1	Jan	4-Year Graduation Rate (URM)	14.5%	24.0%	No
1	Jan	6-Year Graduation Rate (URM)	34.6%	45.0%	No
1	Jan	Freshman Retention Rates (First-Time Freshmen)	66.7%	73.5%	No
1	Jan	Freshman Retention Rates (URM)	60.1%	70.5%	No
1	July	Percentage of faculty who participate in mental health trainings	5.8%	27.5%	Yes
1	July	Percentage of staff who participate in mental health trainings	27.3%	44.0%	Yes
1	July	Percentage of students who participate in mental health trainings	6.7%	25.0%	Yes
2	July	Sponsored research (Awards)	\$16.0M*	\$13.5M	Yes
3	July	URM Faculty Retention	90%	94%	Yes
3	July	URM Staff Retention	80%	80%	Yes
3	July	Percent of new faculty (veteran)	2%	6%	No
3	July	Percent of new faculty (URM)	32%	27%	Yes
3	July	Percent of new staff (veteran)	6%	8%	No
3	July	Percent of new staff (URM)	32%	26%	Yes
3	Jan	Percent of new students (military affiliation)	18%	22%	Yes
3	Jan	Percent of new students (URM)	34%	40%	No
4	July	Gifts & Fundraising	\$18.3M*	\$25.5M	Yes
4	Jan	Other revenue per FTE	\$130k	\$150K	Yes
4	May	Facility Condition Index	83.1	86.5	No
4	May	Energy Use Intensity	70	62	Yes
4	May	Greenhouse Gas Emissions	22,306	20,219	Yes

* Preliminary Final, subject to fiscal year end reconciliation

Goals - Denver

Pillar	Final	Goal	2022-23 Metrics Actual	2026 Goal	2022-23 Annual Progress Toward Goal
1	Jan	4-Year Graduation Rate (First-Time Freshmen)	28.8%	25.0%	Yes
1	Jan	6-Year Graduation Rate (First-Time Freshmen)	43.8%	50.0%	No
1	Jan	4-Year Graduation Rate (URM)	23.0%	22.0%	Yes
1	Jan	6-Year Graduation Rate (URM)	39.0%	44.0%	No
1	Jan	Freshman Retention Rates (First-Time Freshmen)	69.5%	77.0%	No
1	Jan	Freshman Retention Rates (URM)	69.5%	75.0%	No
1	July	Percentage of faculty & staff who participate in mental health trainings	7.9%	25.0%	Yes
1	July	Percentage of students who participate in mental health trainings	1.5%	15.0%	Yes
2	July	Sponsored research (Awards)	\$24.2M*	\$23.0M	Yes
3	July	URM Faculty Retention	85%	95%	No
3	July	URM Staff Retention	75%	85%	No
3	July	Percent of new faculty (veteran)	3%	4%	Yes
3	July	Percent of new faculty (URM)	18%	15%	Yes
3	July	Percent of new staff (veteran)	1%	4%	Yes
3	July	Percent of new staff (URM)	20%	25%	No
3	Jan	Percent of new students (military affiliation)	8%	6%	Yes
3	Jan	Percent of new students (URM)	33%	35%	Yes
4	July	Gifts & Fundraising	\$12.3M*	\$20.0M	Yes
4	Jan	Other revenue per FTE	\$145K	\$125K	Yes
4	May	Facility Condition Index	82.4	84.5	No
4	May	Energy Use Intensity	63	59	Yes
4	May	Greenhouse Gas Emissions	7,844	4,110	Yes

* Preliminary Final, subject to fiscal year end reconciliation

Goals - Anschutz

Pillar	Final	Goal	2022-23 Metrics Actual	2026 Goal	2022-23 Annual Progress Toward Goal
1	July	Percentage of faculty who participate in mental health trainings	36.0%	24.0%	Yes
1	July	Percentage of staff who participate in mental health trainings	36.0%	24.0%	Yes
1	July	Percentage of students who participate in mental health trainings	36.0%	24.0%	Yes
2	July	Sponsored research (Awards + Gifts)	\$709.0M*	\$825.0M	Pending
2	July	Patients served by Anschutz clinical faculty	701.6K*	706.9K	Yes
3	July	URM Faculty Retention	92%	85%	Yes
3	July	URM Staff Retention	82%	85%	Yes
3	July	Percent of new faculty (veteran)	1%	4%	No
3	July	Percent of new faculty (URM)	9%	17%	Yes
3	July	Percent of new staff (veteran)	1%	7%	No
3	July	Percent of new staff (URM)	24%	20%	Yes
3	Jan	Percent of new students (military affiliation)	2%	7%	No
3	Jan	Percent of new students (URM)	21%	21%	Yes
4	July	Gifts & Fundraising	\$233M**	\$225M	Yes
4	Jan	Other revenue per FTE	\$233K	\$240K	Yes
4	May	Facility Condition Index	83.7	85.5	Yes
4	May	Energy Use Intensity	172	152	Yes
4	May	Greenhouse Gas Emissions	64,713	54,469	Yes

* Sponsored Research and Patients Served data as of May 2023

** Preliminary Final as of June 2023, subject to fiscal year end reconciliation

Goals – System Administration

Pillar	Final	Goal	2022-23 Metrics Actual	2026 Goal	2022-23 Annual Progress Toward Goal
3	July	Percent of URM staff retention	86%	86%	Yes
3	July	Percent of new staff (veteran)	0%	4%	No
3	July	Percent of new staff (URM)	20%	24%	Yes

PILLAR 1: Affordability & Student Success



Mental Health Training – UCCS

Annual Mental Health Trainings			
	2021-22 (Baseline)	2022-23	2026 Goal
Students	4.7%	6.7%	25%
Faculty	4.9%	5.8%	27.5%
Staff	10.5%	27.3%	44%



Annual progress goal achieved
(annual improvement):

Yes

Action Steps

1. Established online QPR training to help faculty, staff and students identify students struggling with mental health issues
2. Continued with preventative, resilience and peer support programs/trainings



Mental Health Training – CU Denver

Annual Mental Health Trainings			
	2021-22 (Baseline)	2022-23	2026 Goal
Students	0.8%	1.5%	15%
Faculty & Staff	7.3%	7.9%	25%



Annual progress goal achieved
(annual improvement):
Yes

Action Steps

1. Expand current mental health training to additional students, faculty and staff
2. Improve coordination of mental health services on campus
3. Conduct cabinet and deans training regarding mental health issues experienced by BIPOC community members



Mental Health Training – CU Anschutz

Annual Mental Health Trainings			
	2021-22 (Baseline)	2022-23	2026 Goal
Students, Faculty & Staff	51%	36%	24%



Annual progress goal achieved
(annual improvement):
Yes

Action Steps

1. Expand current mental health first aid training to additional students, faculty and staff
2. Improve coordination of mental health efforts on campus

*Staff includes postdocs and residents

Source: Campus budget office.



Mental Health Training – CU Boulder

Annual Mental Health Trainings			
	2021-22 (Baseline)	2022-23	2026 Goal
Undergraduate Students	99.0%	99.1%	100%
Graduate Students	6.9%	9.6%	75%
Faculty & Staff	12.3%	22.6%	75%



Annual progress goal achieved
(annual improvement):
Yes

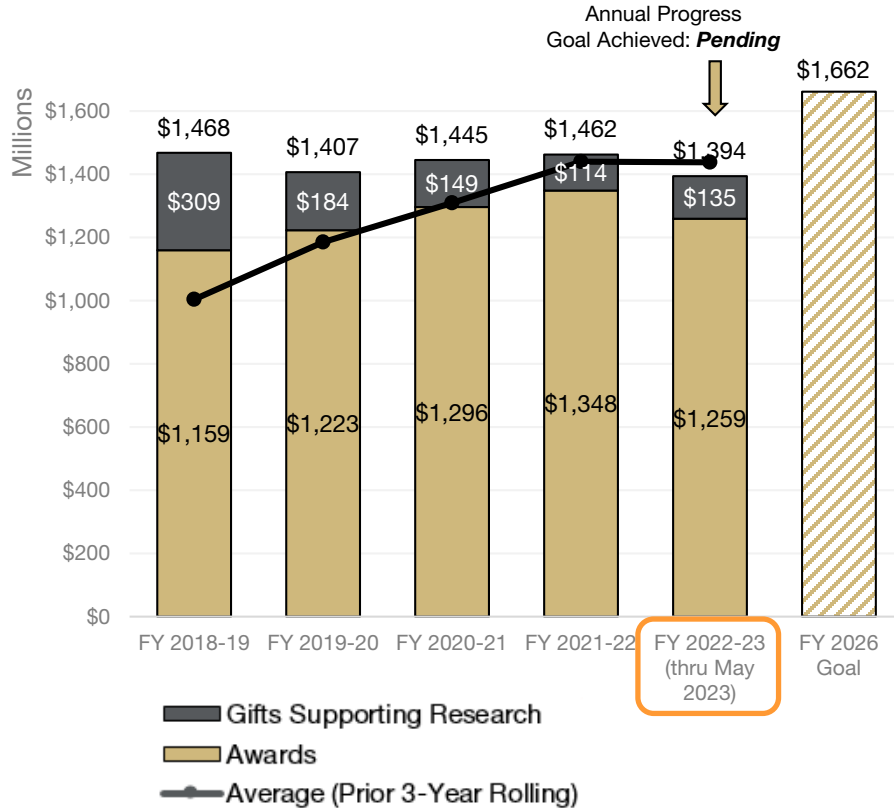
Action Steps

1. Encourage/incentivize students to participate in either a First Year Academic Experience seminar or the online orientation Health and Wellness module, with a goal of having at least one of these experiences during their time at CU Boulder
2. Encourage/incentivize faculty/staff/graduate students to participate in mental health and wellness training modules, workshops and counseling services
3. Develop a comprehensive approach to suicide prevention
4. Launch the mental health collaborative

PILLAR 2: Discovery & Impact



CU Total Sponsored Research (Awards + Gifts)

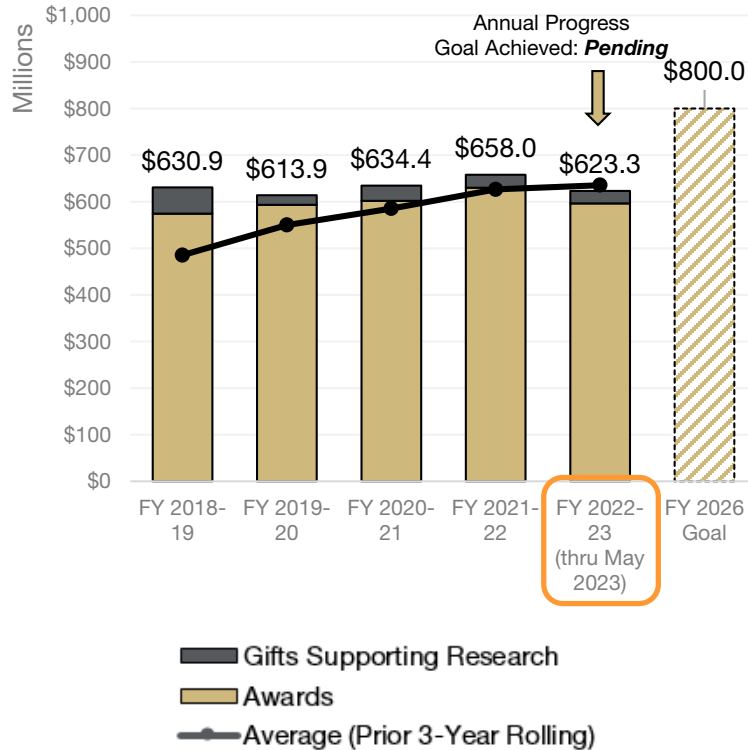


Campus	FY 2022-23 (thru May 2023)	FY 2026 Goal
CU Boulder	\$623M	\$800M
UCCS	\$16M	\$13.5M
CU Denver	\$24M	\$23M
CU Anschutz	\$730M	\$825M
Total	\$1,394M	\$1,661.5M

Source: Data provided by campus budget offices. Note: Boulder & Anschutz gifts supporting research are not reflected prior to FY 2018-19. "Gifts Supporting Research" only reflect gifts from Boulder & Anschutz. Denver and UCCS do not include gifts supporting research in goals.



Boulder Sponsored Research (Awards + Gifts)

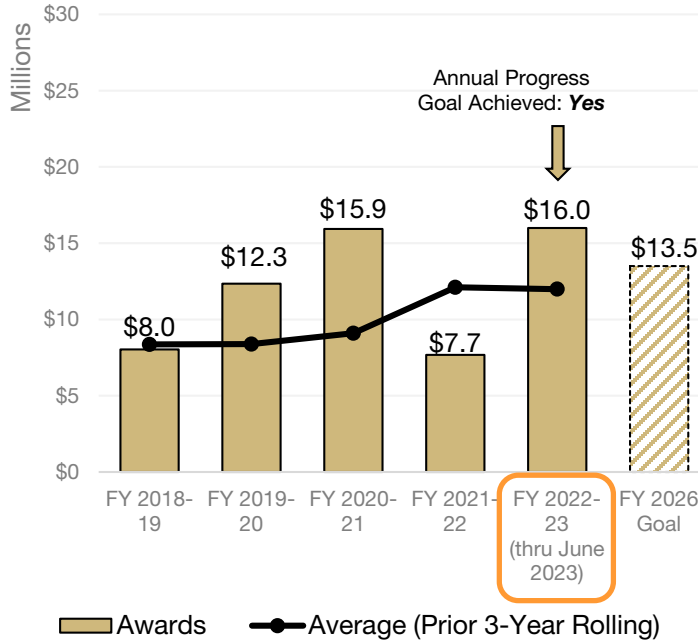


Action Steps

1. Grow national security research
2. Grow collaboration with AMC to enhance NIH funding



UCCS Sponsored Research (Awards Only)



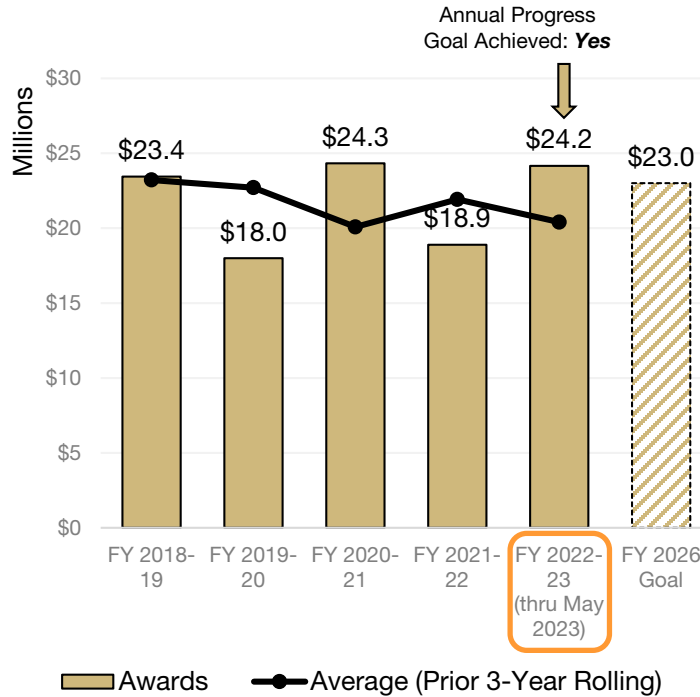
Action Steps

Growing sponsored program awards, supporting sustained peer-review dissemination outputs, and concerted efforts to steadily increase the number of Ph.D. graduates especially in our two themes of cross-cutting research:

1. Partner and grow the National (Cyber) Security Research Initiative with CU Boulder and our own community stakeholders
2. Partner and grow the Health Wellness and Resilience Research Initiative with CU Denver/Anschutz and our own community stakeholders



Denver Sponsored Research (Awards Only)

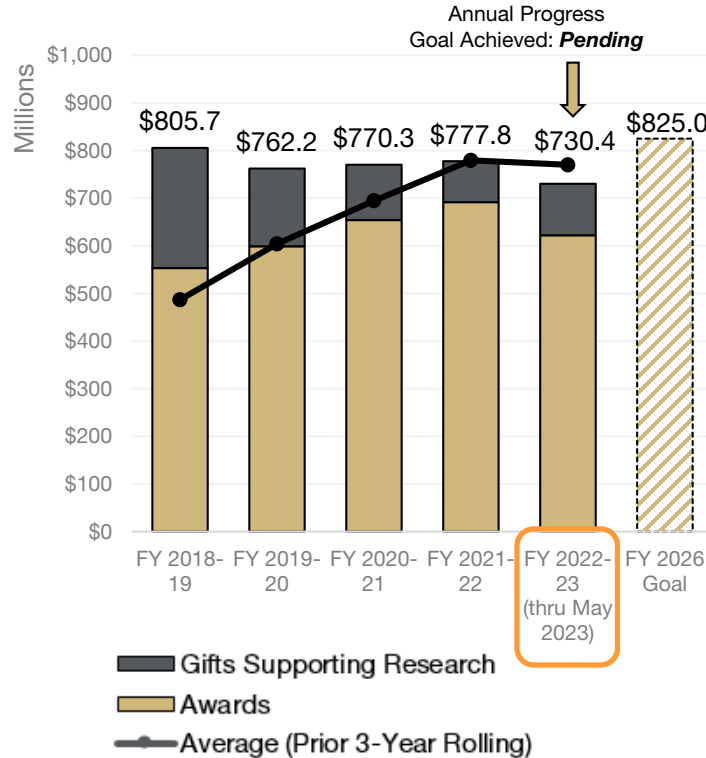


Action Steps

1. Leverage MSI and AANAPISI status to access additional funding opportunities
2. Enhance federal funding efforts
3. Hire full-time chief research officer



Anschutz Sponsored Research (Awards + Gifts)

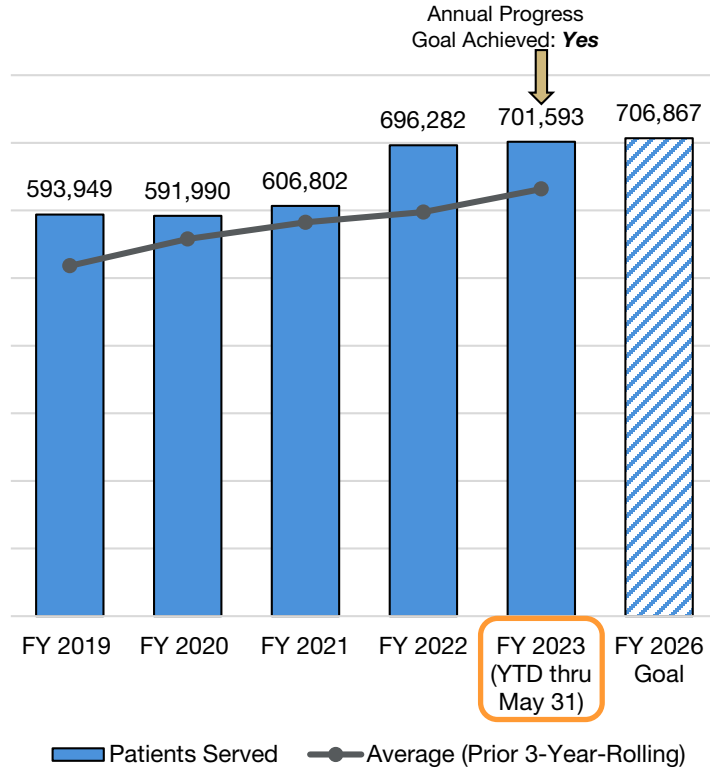


Action Steps

1. High profile recruitments in health artificial intelligence and bioinformatics, and bioengineering investments
2. COVID research and clinical trials
3. Mental health research expansion
4. Innovation/Industry – collaboration growth
5. Collaborative/Program project grants seed programs
6. AB Nexus collaboration with Boulder



Patients Served by Anschutz Clinical Faculty



Source: CU Anschutz

Action Steps

1. Expand services to additional populations (e.g., URM, FQHC)
2. Increase marketing efforts
3. Increase telehealth services and remote patient monitoring

PILLAR 3: Diversity, Inclusion, Equity & Access



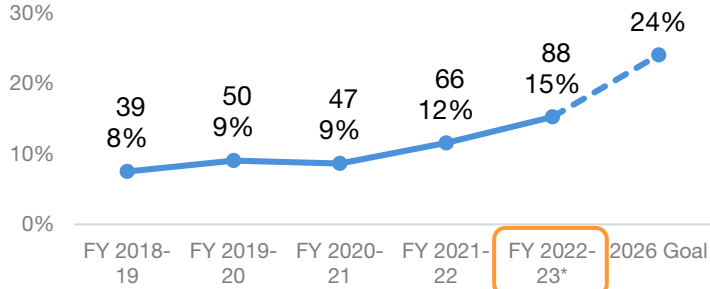
University of Colorado
Boulder



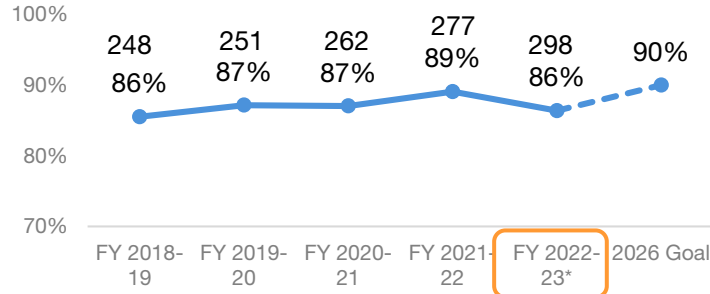
Boulder URM – Faculty Retention & New Hires Summary

Annual progress goal achieved (annual improvement):
 New Hires: **Yes** Retention: **No**

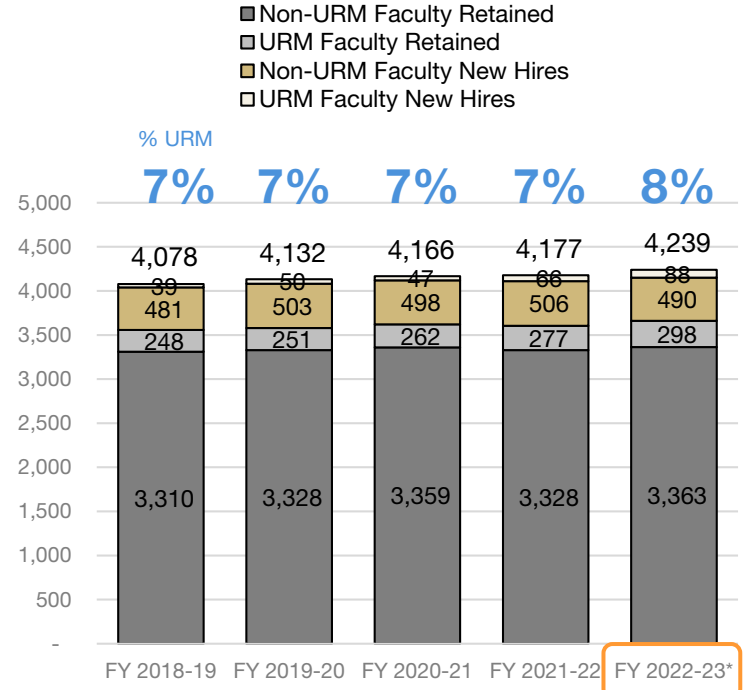
% URM Faculty New Hires



URM Faculty Retention Rates



Boulder Faculty (Retained + New Hires)

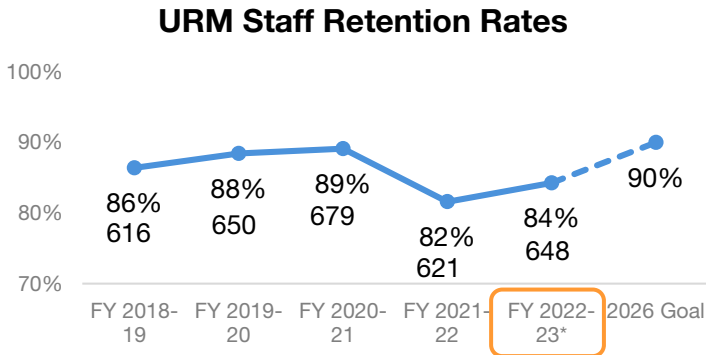
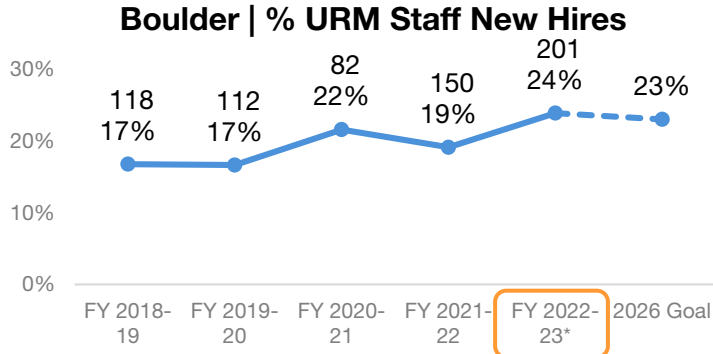


Source: CU System Office of Institutional Research. Data excludes supplemental and other faculty. * FY 2022-23 data as of 7/6/23
 Boulder URM includes Hispanic/Latino, Black/African American, American Indian, and Pacific Islander, plus those in "More than one race" who fall in any of these categories.

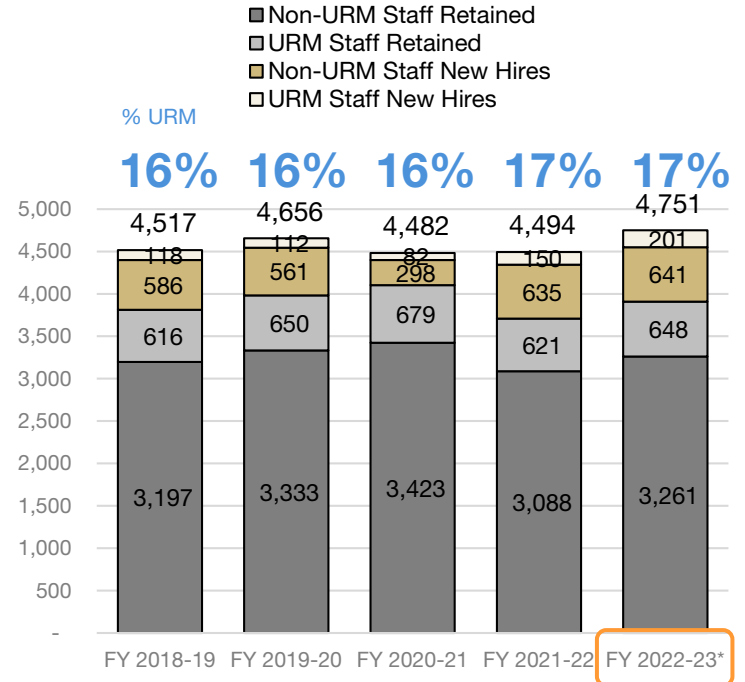


Boulder URM – Staff Retention & New Hires Summary

Annual progress goal achieved (annual improvement):
 New Hires: **Yes** Retention: **Yes**



Boulder Staff (Retained + New Hires)



Source: CU System Office of Institutional Research. Data excludes supplemental and other faculty. * FY 2022-23 data as of 7/6/23
 Boulder URM includes Hispanic/Latino, Black/African American, American Indian, and Pacific Islander, plus those in "More than one race" who fall in any of these categories.

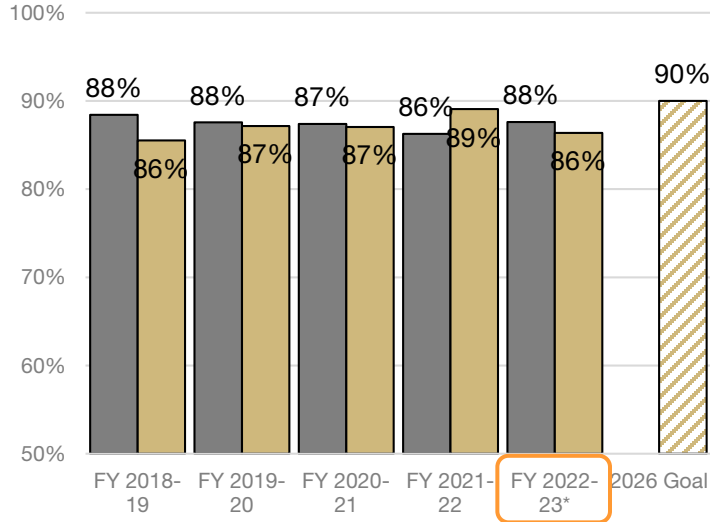


Boulder – Faculty & Staff Retention

Annual progress goal achieved
(annual improvement):
Faculty: **No** Staff: **Yes**

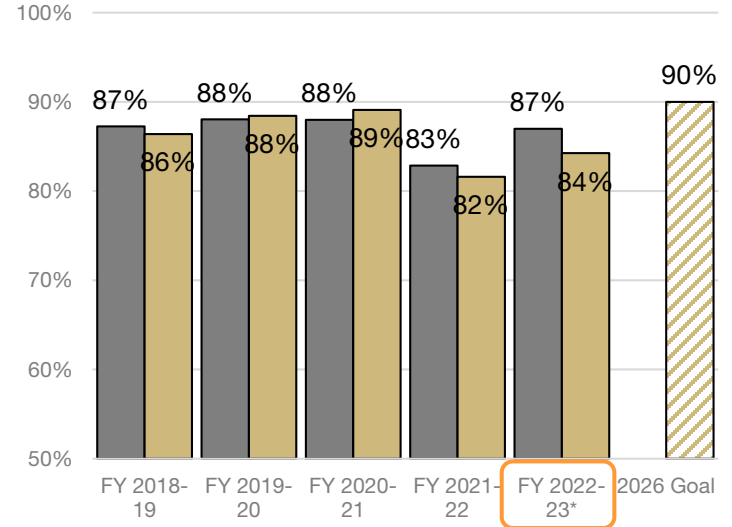
Faculty Retention Rates

■ % Total Faculty Retained
■ % URM Faculty Retained (Boulder)



Staff Retention Rates

■ % Total Staff Retained
■ % URM Staff Retained (Boulder)



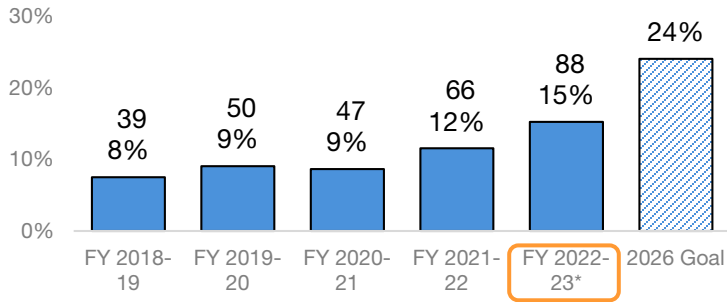
Source: CU System Office of Institutional Research. Data excludes supplemental and other faculty. * FY 2022-23 data as of 7/6/23
Boulder URM includes Hispanic/Latino, Black/African American, American Indian, and Pacific Islander, plus those in "More than one race" who fall in any of these categories.
Veteran includes people who have served in the US Armed Forces



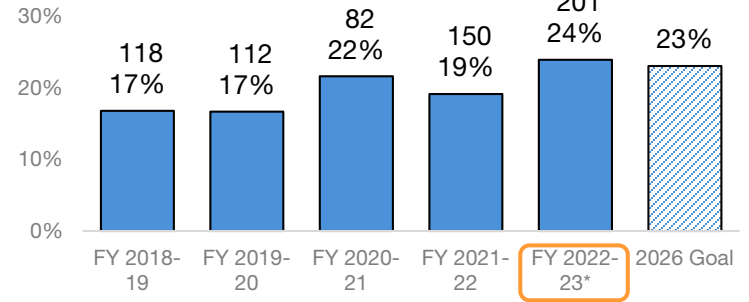
Boulder – New Faculty & Staff

Annual progress goal achieved (annual improvement):
 URM Faculty: **Yes** URM Staff: **Yes**
 Veteran Faculty: **No** Veteran Staff: **Yes**

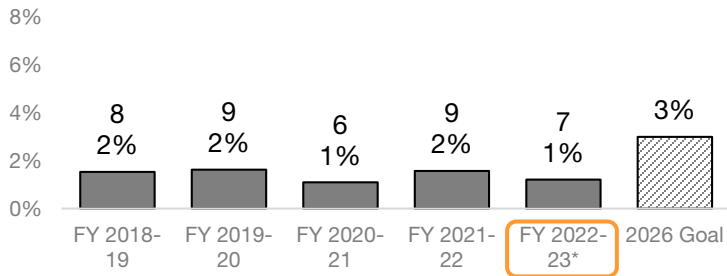
% URM Faculty New Hires



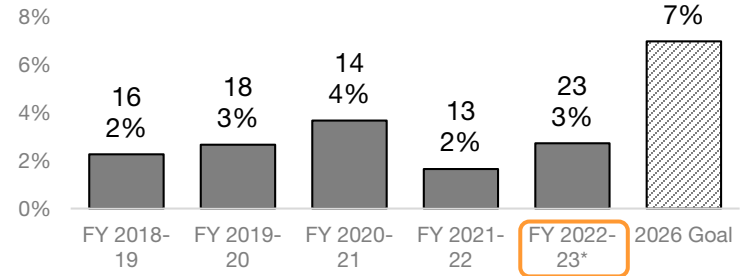
% URM Staff New Hires



% Veteran Faculty New Hires



% Veteran Staff New Hires



Source: CU System Office of Institutional Research. Data excludes supplemental and other faculty. * FY 2022-23 data as of 7/6/23
 Boulder URM includes Hispanic/Latino, Black/African American, American Indian, and Pacific Islander, plus those in "More than one race" who fall in any of these categories.
 Veteran includes people who have served in the US Armed Forces



Boulder – Faculty & Staff Retention and New Hires Action Steps

Action Steps – Faculty

- Increase recruitment outreach efforts for underrepresented minorities, specifically racial minorities and veterans as well as build affinity groups for underrepresented minorities within the campus
- Improve and expand the implicit bias and inclusive hiring practices trainings for faculty search committees, while also continuing the gains made in hiring more minorities in faculty searches
- Increase support for the Faculty Diversity Action Plan
- Support and expand the Chancellor’s Postdoctoral Fellowship Program

Action Steps – Staff

- Increase recruitment outreach efforts for underrepresented minorities as well as build affinity groups for underrepresented populations within the campus
- Improve and expand implicit bias and inclusive hiring practices for staff searches that mirrors the faculty training
- Expanding the pipeline from student to employee with 24 students as part of this cohort
- Continue use of Textio for job postings and evaluation of minimum qualifications to eliminate barriers to hire
- Create partnerships with local groups to support staff on campus and in the community

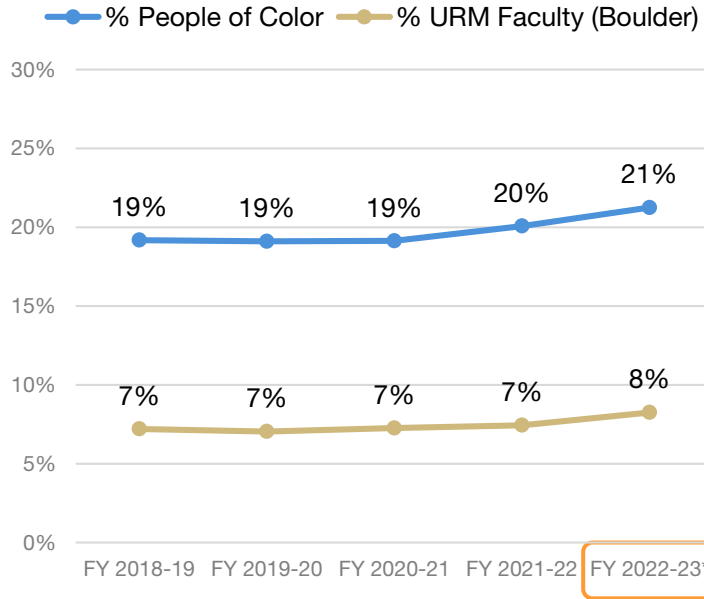


Diversity, Inclusion, Equity & Access

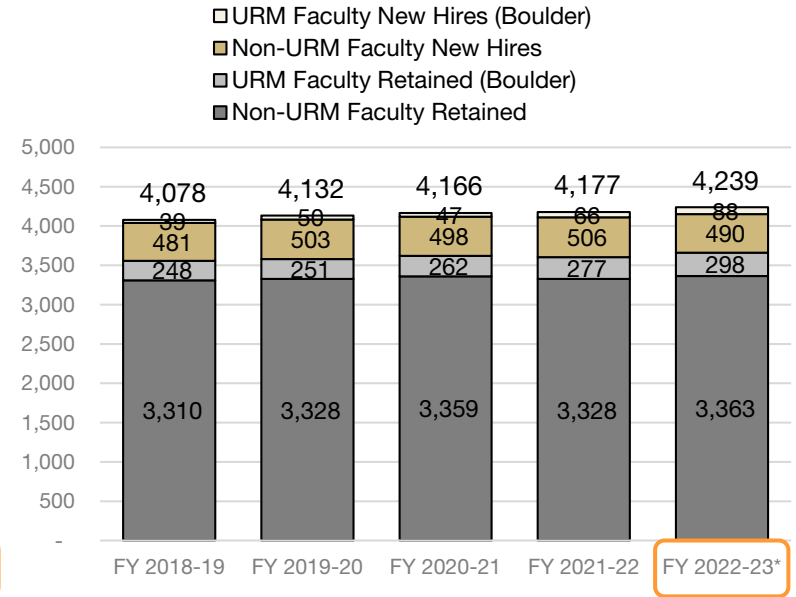
Boulder – Faculty Population

Charts display the number and percentage of instructional, clinical, and research faculty

% URM and % POC | Faculty Only



Boulder Faculty (Retained + New Hires)



Source: CU System Office of Institutional Research. Data excludes supplemental and other faculty. * FY 2022-23 data as of 7/6/23

Boulder URM includes Hispanic/Latino, Black/African American, American Indian, and Pacific Islander, plus those in "More than one race" who fall in any of these categories. Veteran includes people who have served in the US Armed Forces

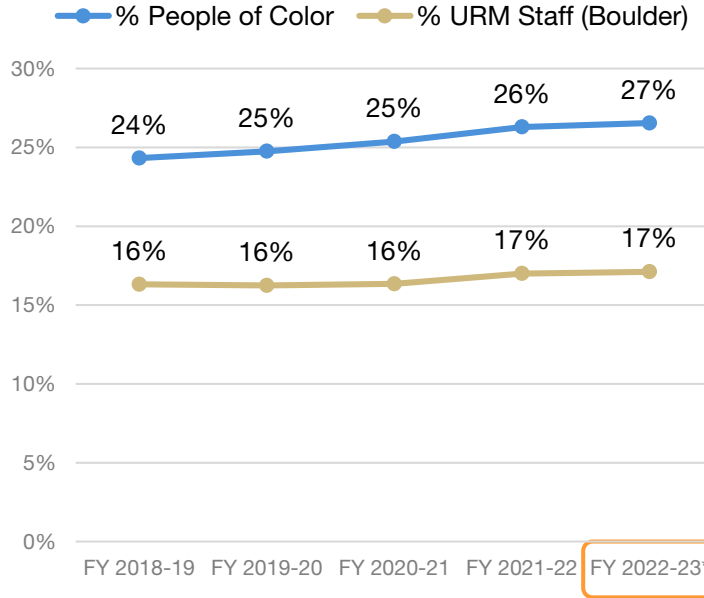


Diversity, Inclusion, Equity & Access

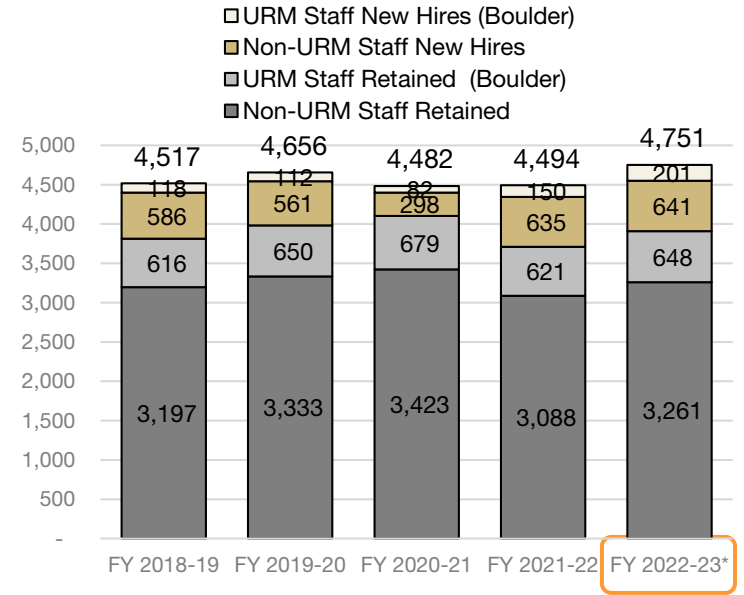
Boulder – Staff Population

Charts display the number and percentage of staff

% URM and % POC | Staff Only



Boulder Staff (Retained + New Hires)



Source: CU System Office of Institutional Research. Data excludes supplemental and other faculty. * FY 2022-23 data as of 7/6/23

Boulder URM includes Hispanic/Latino, Black/African American, American Indian, and Pacific Islander, plus those in "More than one race" who fall in any of these categories.

Veteran includes people who have served in the US Armed Forces



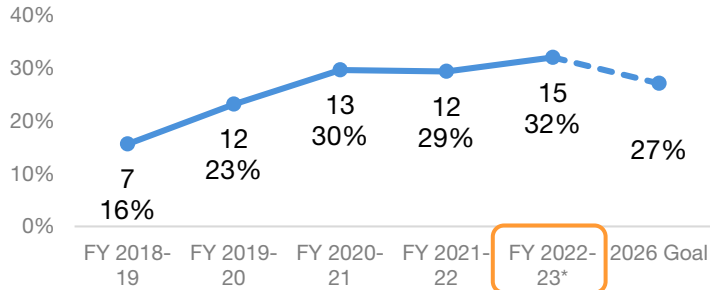
University of Colorado
Colorado Springs



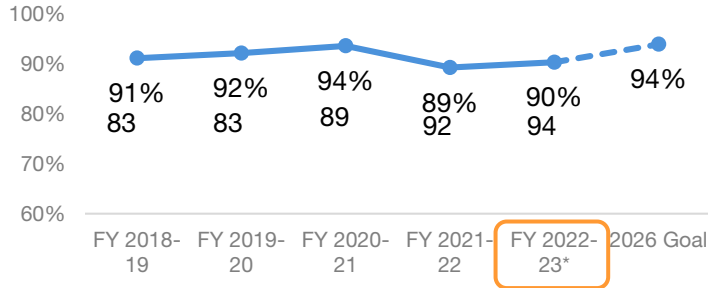
UCCS URM – Faculty Retention & New Hires Summary

Annual progress goal achieved (annual improvement):
 New Hires: **Yes** Retention: **Yes**

% URM Faculty New Hires

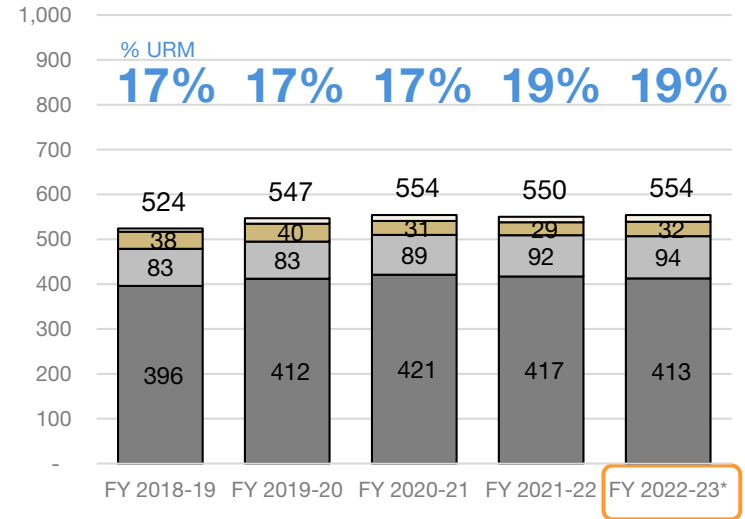


URM Faculty Retention Rates



UCCS Faculty (Retained + New Hires)

- Non-URM Faculty Retained
- URM Faculty Retained
- Non-URM Faculty New Hires
- URM New Hires

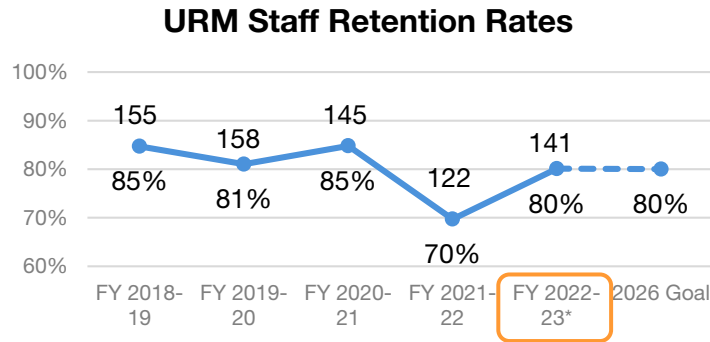
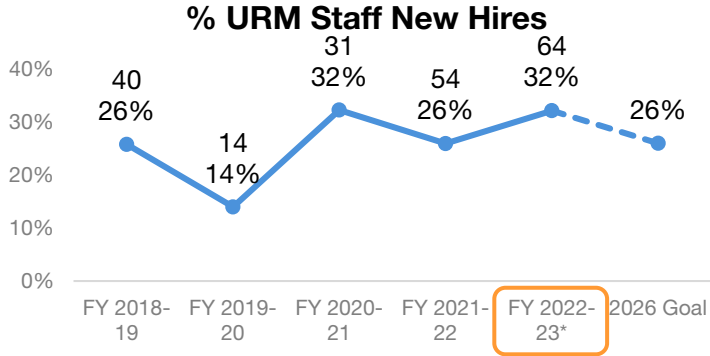


Source: CU System Office of Institutional Research. Data excludes supplemental and other faculty. * FY 2022-23 data as of 7/6/23
 UCCS URM is defined to include all non-white and non-unknown race ethnicities.

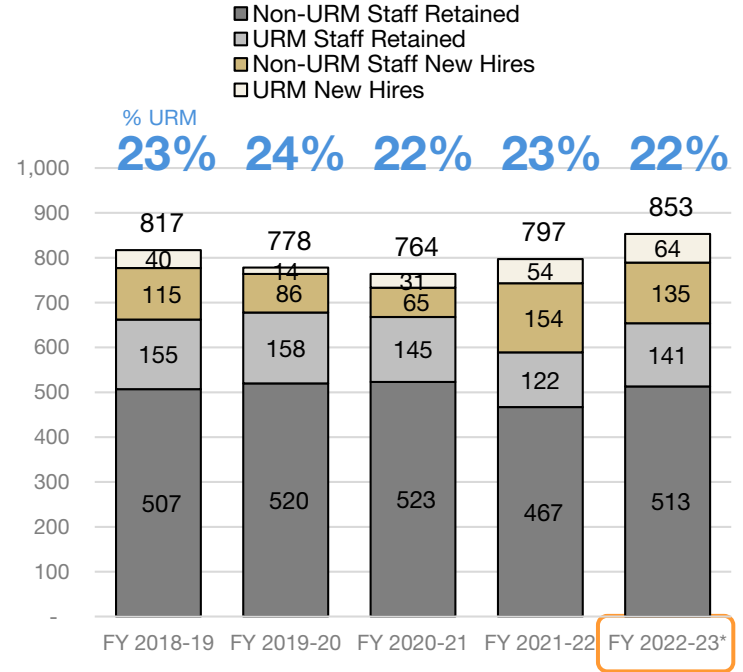


UCCS URM – Staff Retention & New Hires Summary

Annual progress goal achieved (annual improvement):
 New Hires: **Yes** Retention: **Yes**



UCCS Staff (Retained + New Hires)



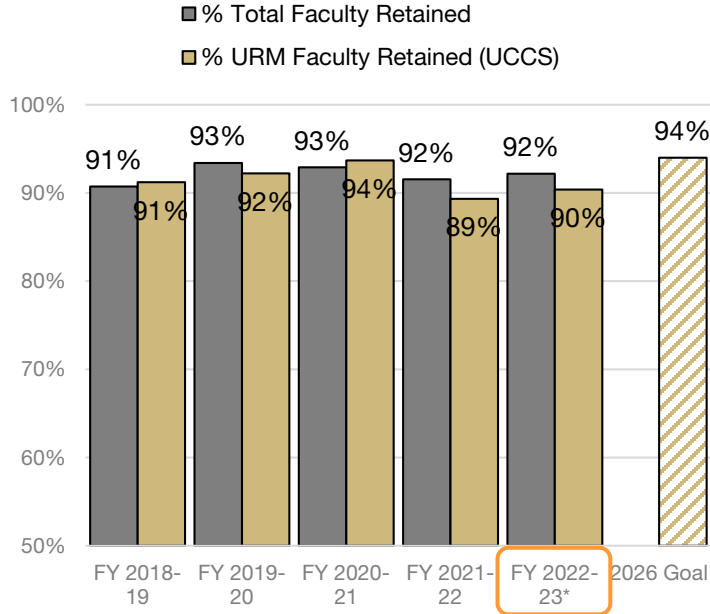
Source: CU System Office of Institutional Research. Data excludes supplemental and other faculty. * FY 2022-23 data as of 7/6/23
 UCCS URM is defined to include all non-white and non-unknown race ethnicities.



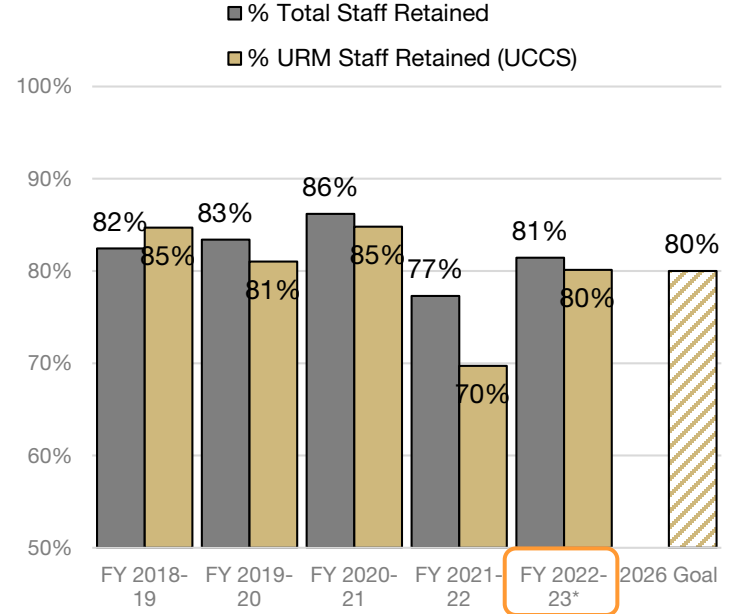
UCCS – Faculty & Staff Retention

Annual progress goal achieved
(annual improvement):
Faculty: **Yes** Staff: **Yes**

Faculty Retention Rates



Staff Retention Rates

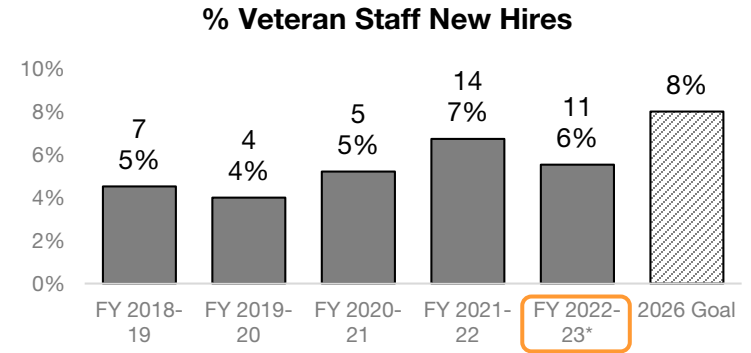
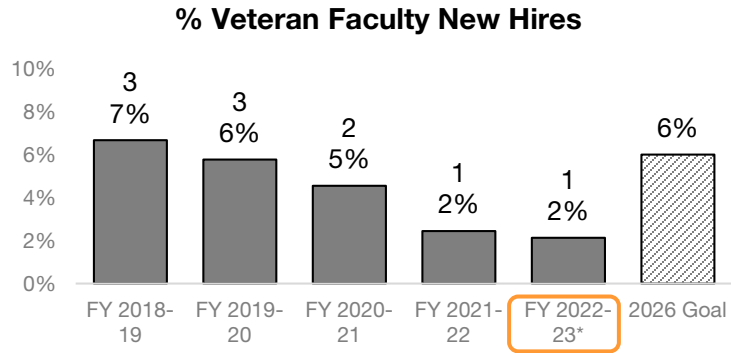
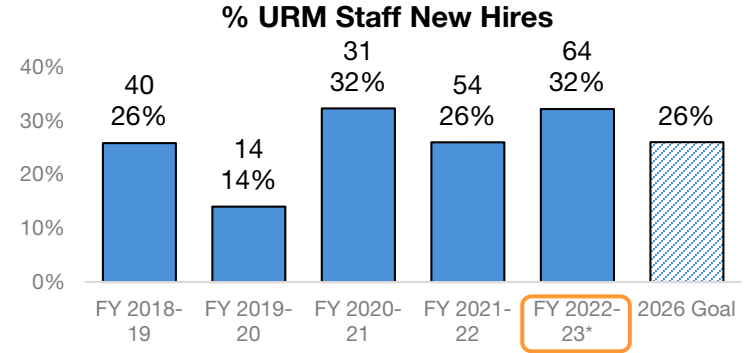
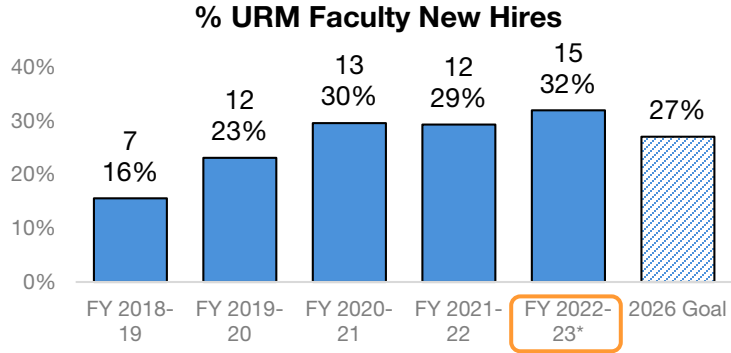


Source: CU System Office of Institutional Research. Data excludes supplemental and other faculty. * FY 2022-23 data as of 7/6/23
UCCS URM is defined to include all non-white and non-unknown race ethnicities.
Veteran includes people who have served in the US Armed Forces



UCCS – New Faculty & Staff

Annual progress goal achieved (annual improvement):
 URM Faculty: **Yes** URM Staff: **Yes**
 Veteran Faculty: **No** Veteran Staff: **No**



Source: CU System Office of Institutional Research. Data excludes supplemental and other faculty. * FY 2022-23 data as of 7/6/23
 UCCS URM is defined to include all non-white and non-unknown race ethnicities.
 Veteran includes people who have served in the US Armed Forces



UCCS – New Faculty & Staff Action Steps

Action Steps – Faculty

- Continue the implicit bias and inclusive hiring practices training for faculty search committees, while also continuing the gains made in hiring more minorities in faculty searches

Action Steps – Staff

- Goals established will be informed by expert consideration (Chief Diversity Officer – CDO) in consultation with UCCS Cabinet. Currently, the campus has an interim CDO – search efforts are being expedited for the fall 2021 with goals and actions steps submitted spring 2022.
-

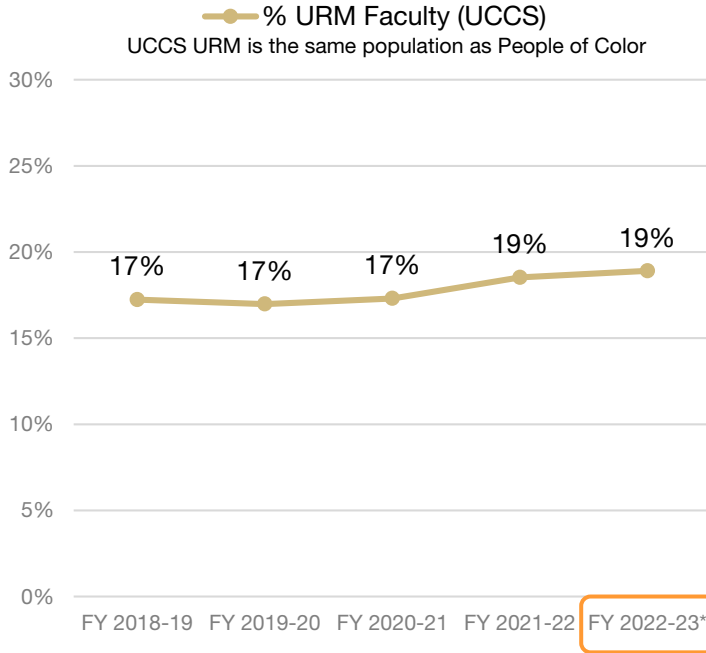


Diversity, Inclusion, Equity & Access

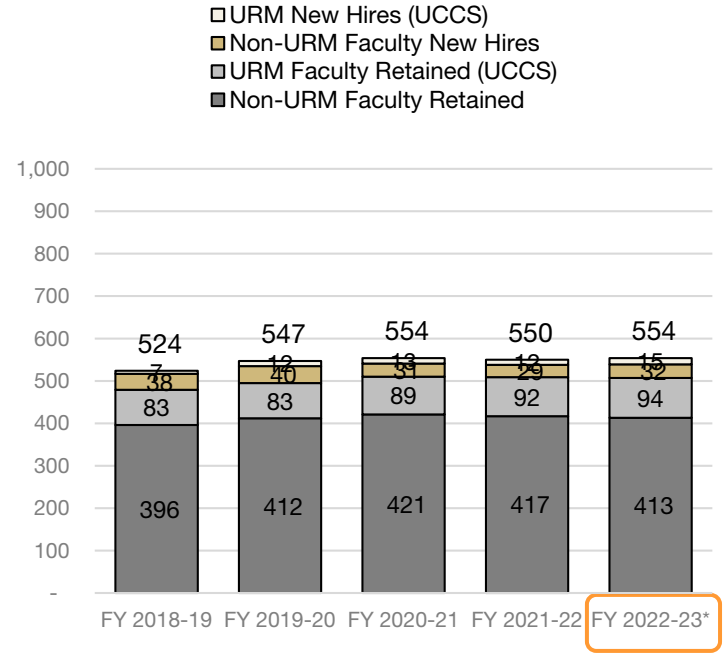
UCCS – Faculty Population

Charts display the number and percentage of instructional, clinical, and research faculty

% URM | Faculty Only



UCCS Faculty (Retained + New Hires)



Source: CU System Office of Institutional Research. Data excludes supplemental and other faculty. * FY 2022-23 data as of 7/6/23
 UCCS URM is defined to include all non-white and non-unknown race ethnicities.
 Veteran includes people who have served in the US Armed Forces

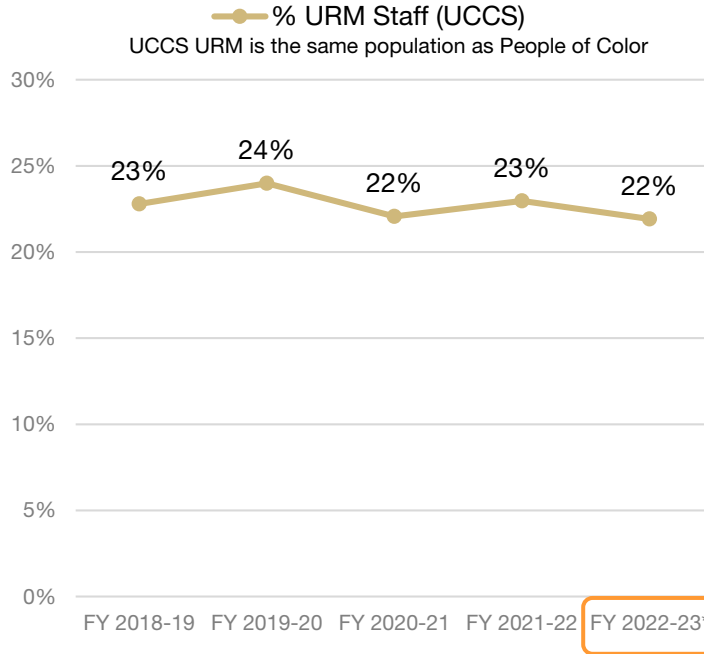


Diversity, Inclusion, Equity & Access

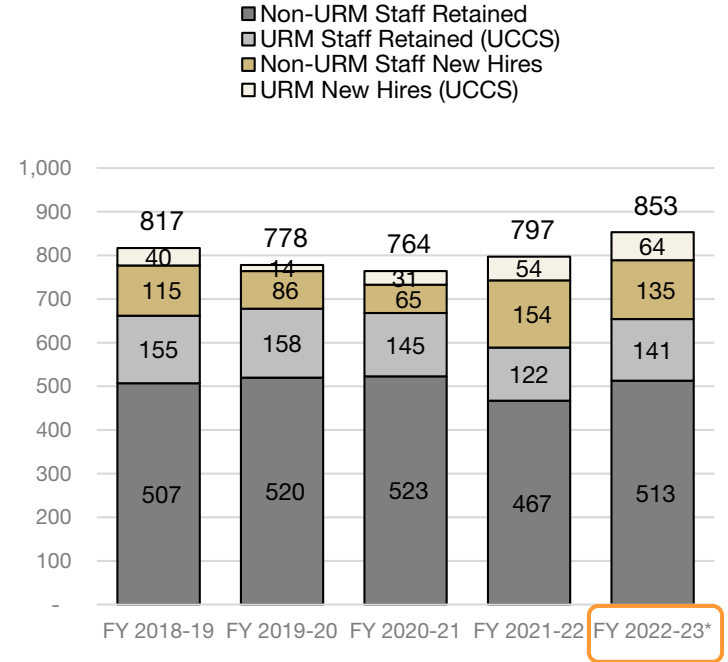
UCCS – Staff Population

Charts display the number and percentage of staff

% URM and % POC | Staff Only



UCCS Staff (Retained + New Hires)



Source: CU System Office of Institutional Research. Data excludes supplemental and other faculty. * FY 2022-23 data as of 7/6/23
 UCCS URM is defined to include all non-white and non-unknown race ethnicities.
 Veteran includes people who have served in the US Armed Forces



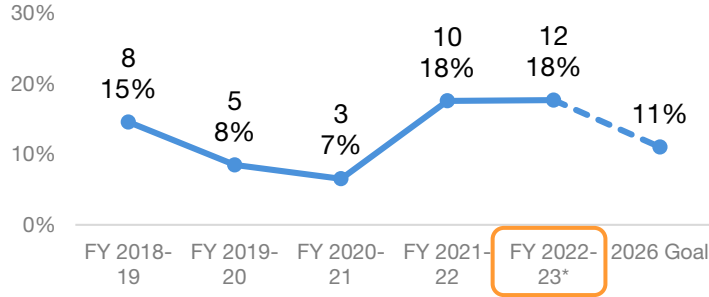
Denver



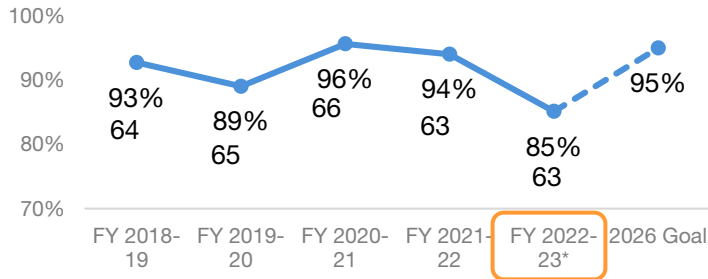
Denver URM – Faculty Retention & New Hires Summary

Annual progress goal achieved (annual improvement):
 New Hires: **Yes** Retention: **No**

% URM Faculty New Hires

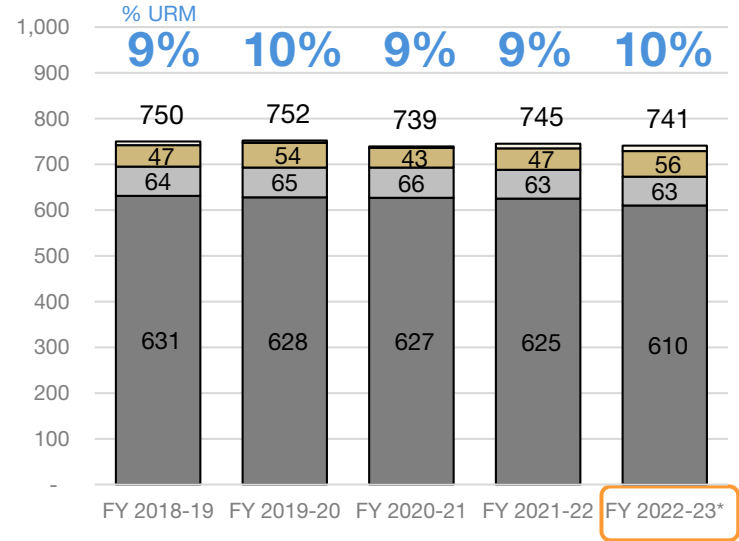


URM Faculty Retention Rates



Denver Faculty (Retained + New Hires)

- Non-URM Faculty Retained
- URM Faculty Retained
- Non-URM Faculty New Hires
- URM New Hires



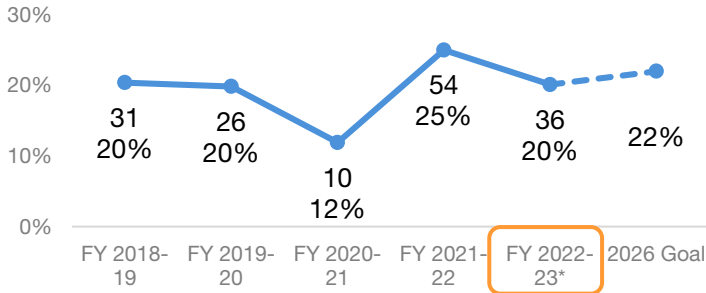
Source: CU System Office of Institutional Research. Data excludes supplemental and other faculty. * FY 2022-23 data as of 7/6/23
 Denver URM includes Hispanic/Latino, Black/African American, American Indian, and Pacific Islander.



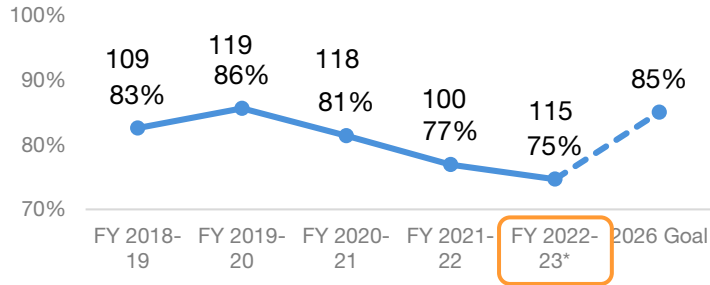
Denver URM – Staff Retention & New Hires Summary

Annual progress goal achieved (annual improvement):
 New Hires: **No** Retention: **No**

% URM Staff New Hires

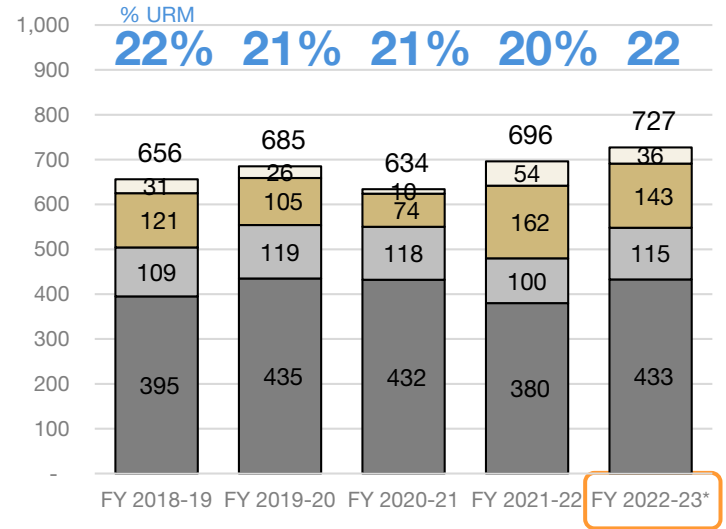


URM Staff Retention Rates



Denver Staff (Retained + New Hires)

- Non-URM Staff Retained
- URM Staff Retained
- Non-URM Staff New Hires
- URM New Hires



Source: CU System Office of Institutional Research. Data excludes supplemental and other faculty. * FY 2022-23 data as of 7/6/23
 Denver URM includes Hispanic/Latino, Black/African American, American Indian, and Pacific Islander.

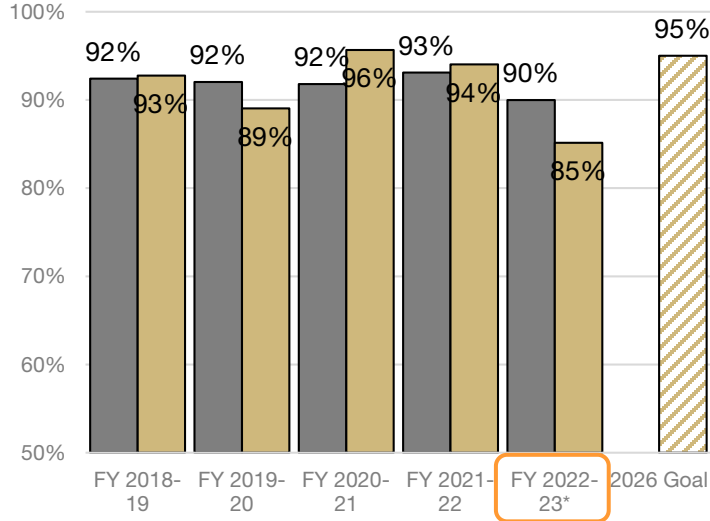


Denver – Faculty & Staff Retention

Annual progress goal achieved
(annual improvement):
Faculty: **No** Staff: **No**

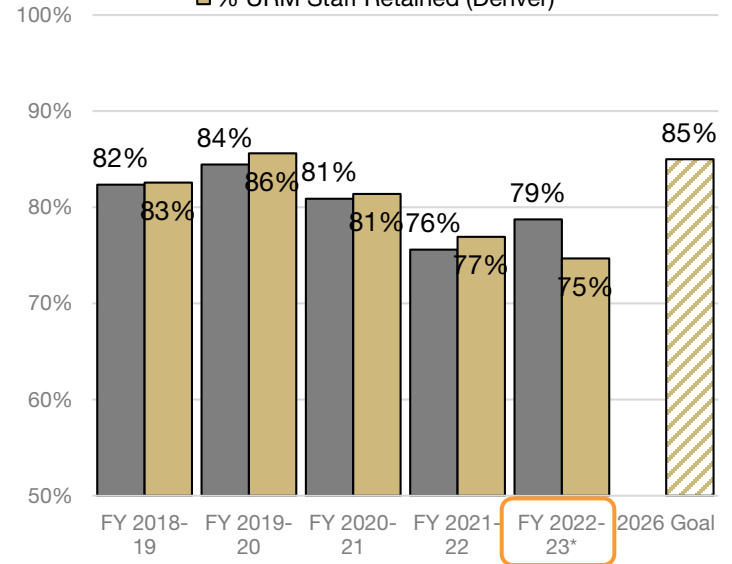
Faculty Retention Rates

■ % Total Faculty Retained
■ % URM Faculty Retained (Denver)



Staff Retention Rates

■ % Total Staff Retained
■ % URM Staff Retained (Denver)



Source: CU System Office of Institutional Research. Data excludes supplemental and other faculty. * FY 2022-23 data as of 7/6/23
Denver URM includes Hispanic/Latino, Black/African American, American Indian, and Pacific Islander.
Veteran includes people who have served in the US Armed Forces



Denver – Faculty & Staff Retention Action Steps

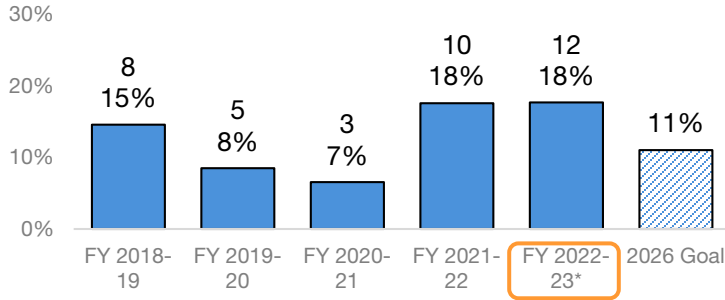
- Create deliberate postdoc to tenure-track pathway in STEM for diverse candidates in coordination with Hispanic Serving Research Universities (HRSU).
 - Support faculty and staff with workshops on micro empowerments. Acknowledging the institution's role in histories of exclusion while advancing towards inclusivity.
 - Offer professional development programs and leadership development that support recruitment and retention efforts, examine unconscious biases within the university's culture, and foster a nurturing environment for people of diverse backgrounds.
-



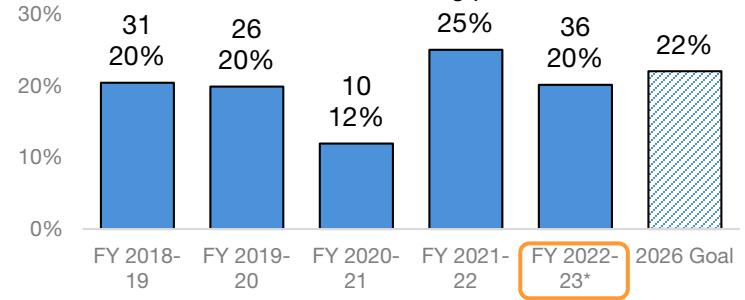
Denver – New Faculty & Staff

Annual progress goal achieved (annual improvement):
 URM Faculty: **Yes** URM Staff: **No**
 Veteran Faculty: **Yes** Veteran Staff: **Yes**

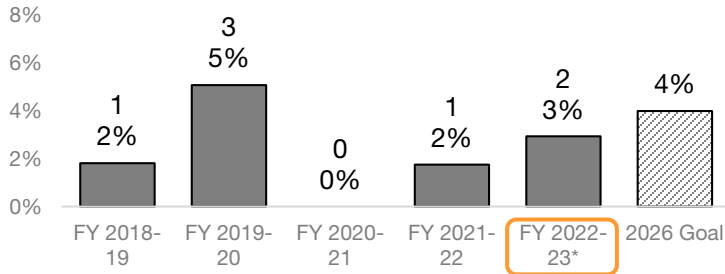
% URM Faculty New Hires



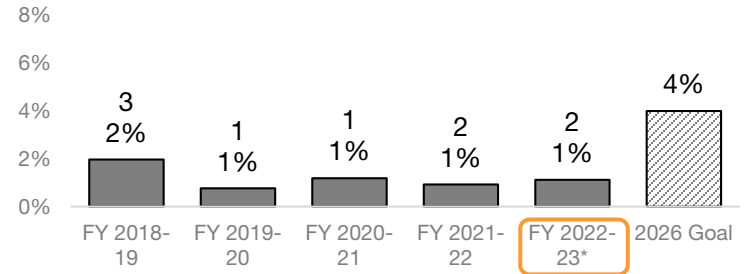
% URM Staff New Hires



% Veteran Faculty New Hires



% Veteran Staff New Hires



Source: CU System Office of Institutional Research. Data excludes supplemental and other faculty. * FY 2022-23 data as of 7/6/23
 Denver URM includes Hispanic/Latino, Black/African American, American Indian, and Pacific Islander.
 Veteran includes people who have served in the US Armed Forces



Denver – New Faculty & Staff Action Steps

- Continue recruitment outreach efforts for underrepresented minorities and veterans.
 - Strengthen inclusive hiring practices training for faculty search committees, while also continuing the gains made in hiring more underrepresented minorities in faculty & staff searches.
-

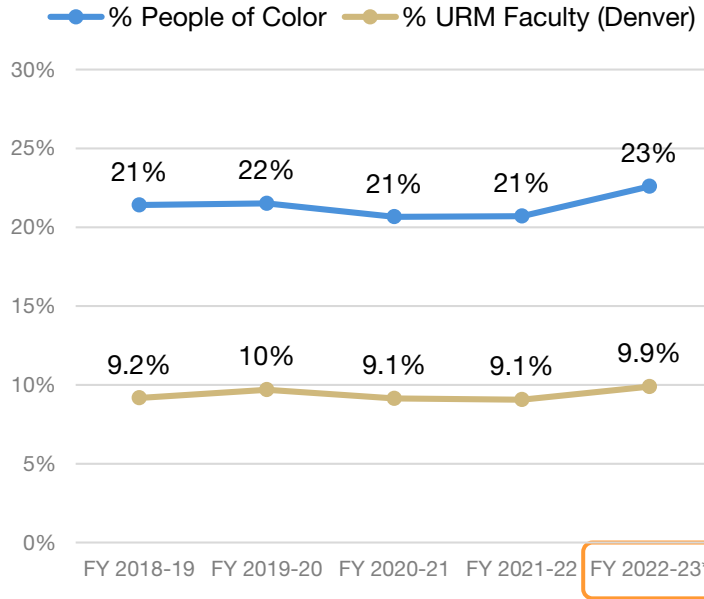


Diversity, Inclusion, Equity & Access

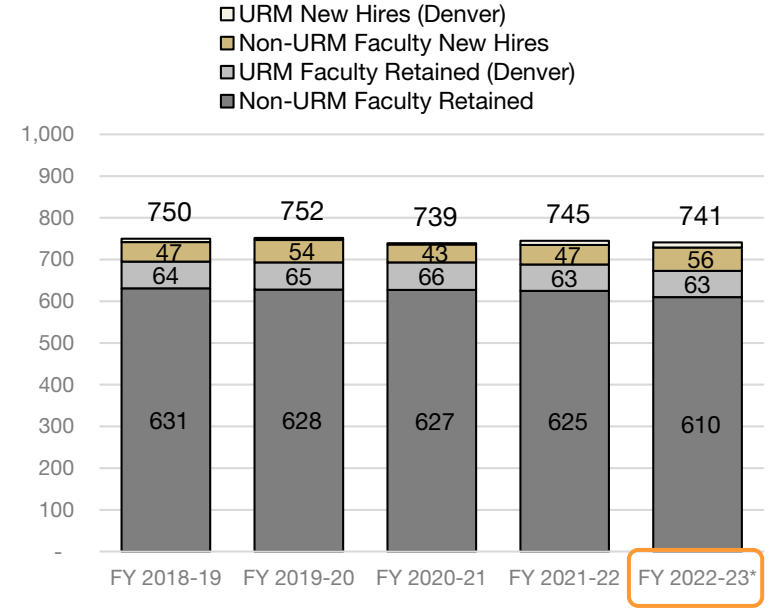
Denver – Faculty Population

Chart displays the number and percentage of instructional, clinical, and research faculty

% URM and % POC | Faculty Only



Denver Faculty (Retained + New Hires)



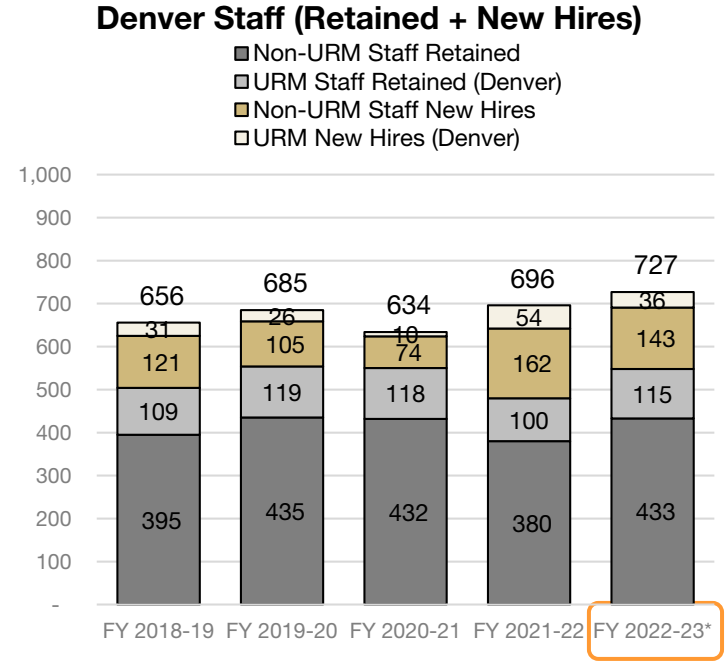
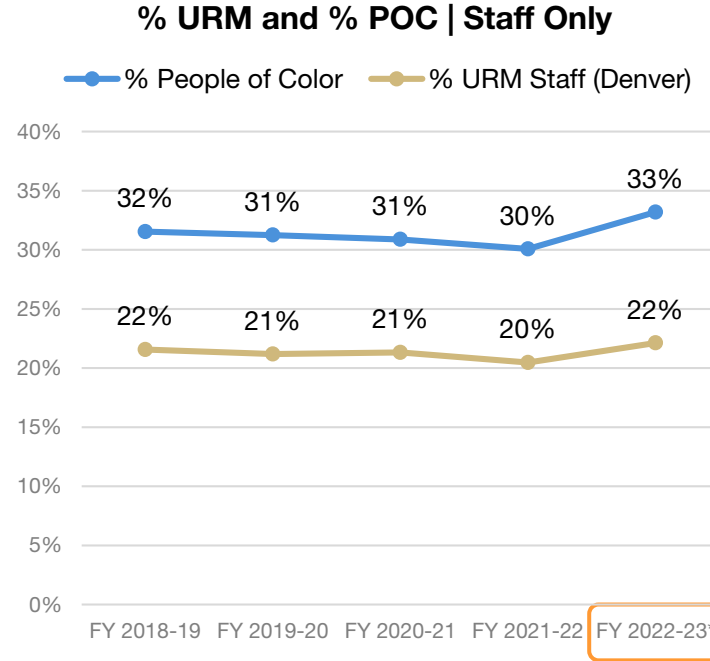
Source: CU System Office of Institutional Research. Data excludes supplemental and other faculty. * FY 2022-23 data as of 7/6/23
 Denver URM includes Hispanic/Latino, Black/African American, American Indian, and Pacific Islander.
 Veteran includes people who have served in the US Armed Forces



Diversity, Inclusion, Equity & Access

Denver – Staff Population

Chart displays the number and percentage of staff



Source: CU System Office of Institutional Research. Data excludes supplemental and other faculty. * FY 2022-23 data as of 7/6/23
 Denver URM includes Hispanic/Latino, Black/African American, American Indian, and Pacific Islander.
 Veteran includes people who have served in the US Armed Forces



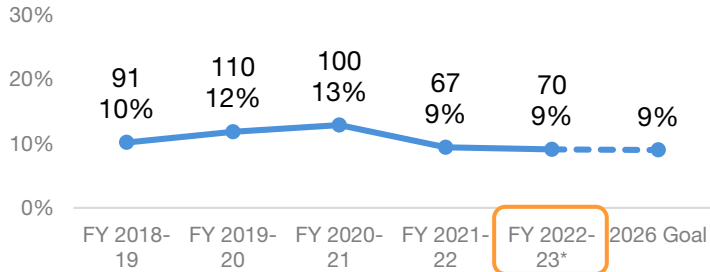
Anschutz



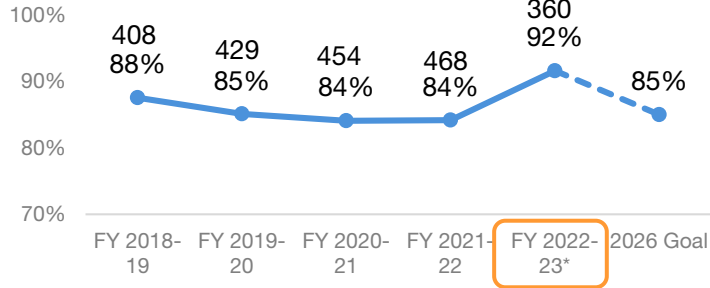
Anschutz URM – Faculty Retention & New Hires Summary

Annual progress goal achieved (annual improvement):
 New Hires: **Yes** Retention: **Yes**

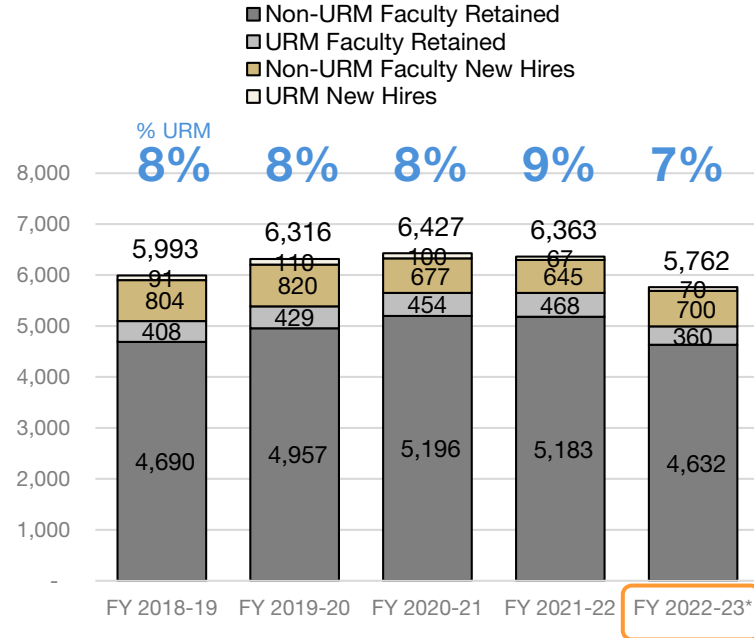
% URM Faculty New Hires



URM Faculty Retention Rates



Anschutz Faculty (Retained + New Hires)

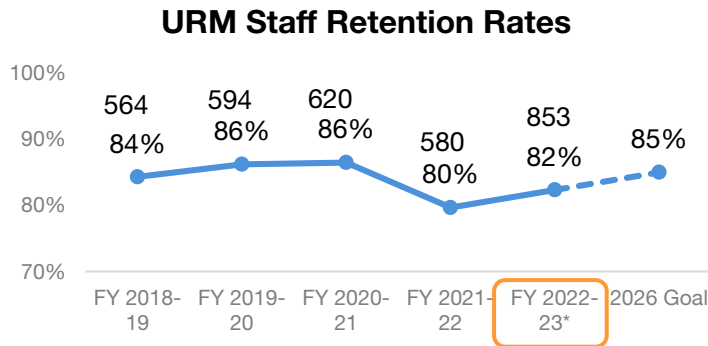
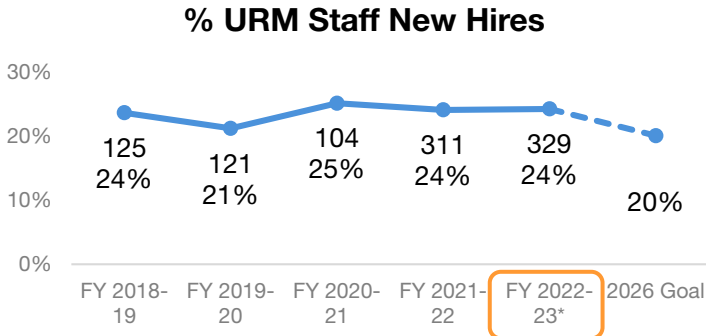


Source: CU System Office of Institutional Research. Data excludes supplemental and other faculty. * FY 2022-23 data as of 7/6/23
 Anschutz URM includes Hispanic/Latino, Black/African American, American Indian, and Pacific Islander, plus those in "More than one race" who fall in any of these categories.

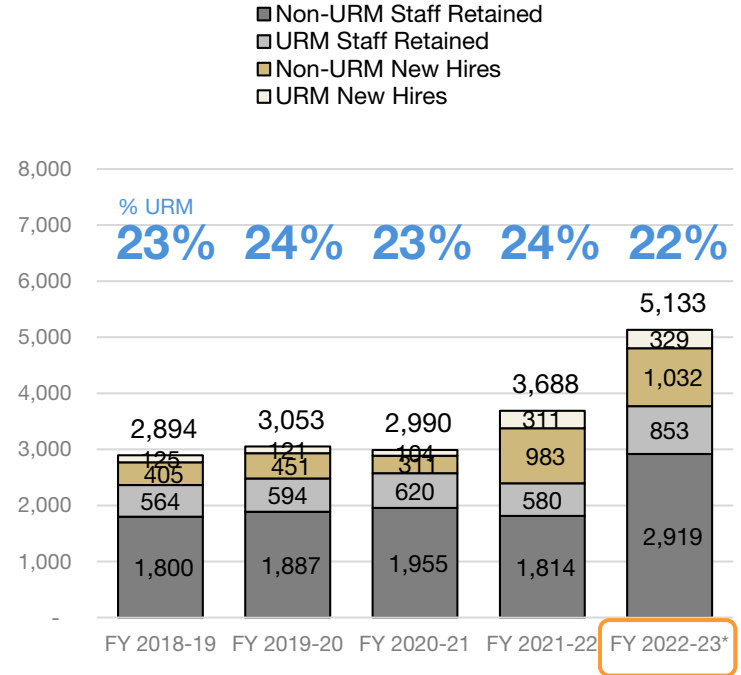


Anschutz URM – Staff Retention & New Hires Summary

Annual progress goal achieved (annual improvement):
 New Hires: **Yes** Retention: **Yes**



Anschutz Staff (Retained + New Hires)



Source: CU System Office of Institutional Research. Data excludes supplemental and other faculty. * FY 2022-23 data as of 7/6/23
 Anschutz URM includes Hispanic/Latino, Black/African American, American Indian, and Pacific Islander, plus those in "More than one race" who fall in any of these categories.

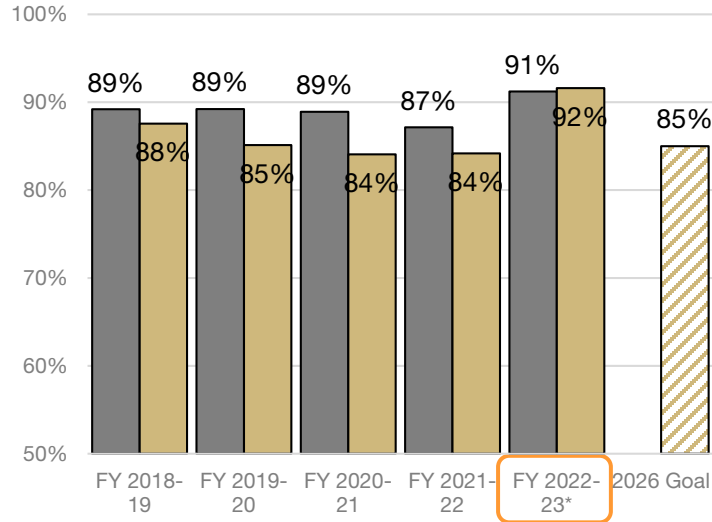


Anschutz – Faculty & Staff Retention

Annual progress goal achieved
(annual improvement):
Faculty: **Yes** Staff: **Yes**

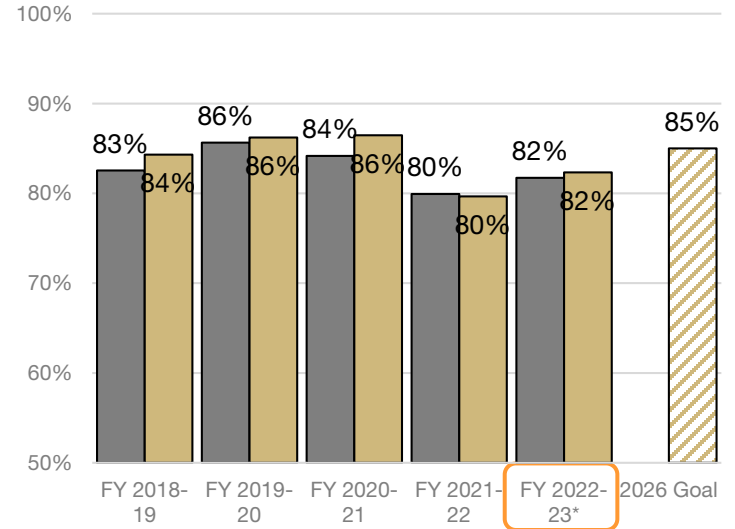
Faculty Retention Rates

- % Total Faculty Retained
- % URM Faculty Retained (Anschutz)



Staff Retention Rates

- % Total Staff Retained
- % URM Staff Retained (Anschutz)



Source: CU System Office of Institutional Research. Data excludes supplemental and other faculty. * FY 2022-23 data as of 7/6/23

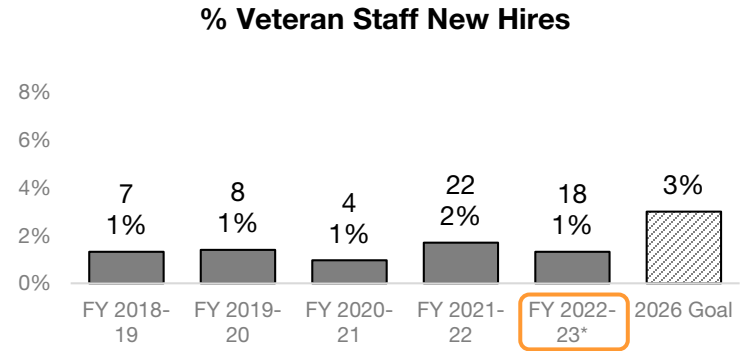
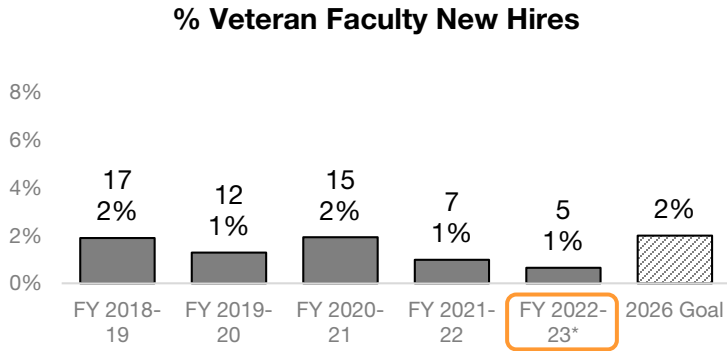
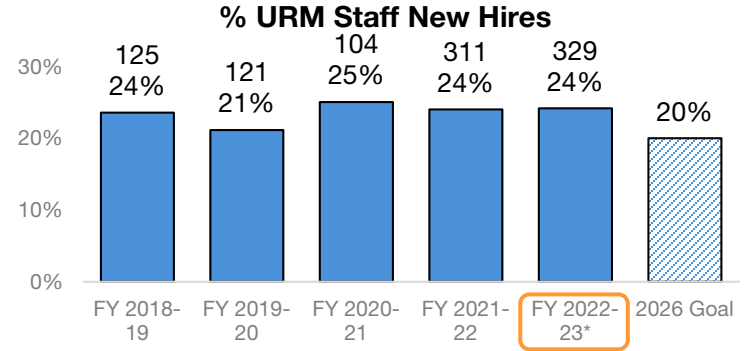
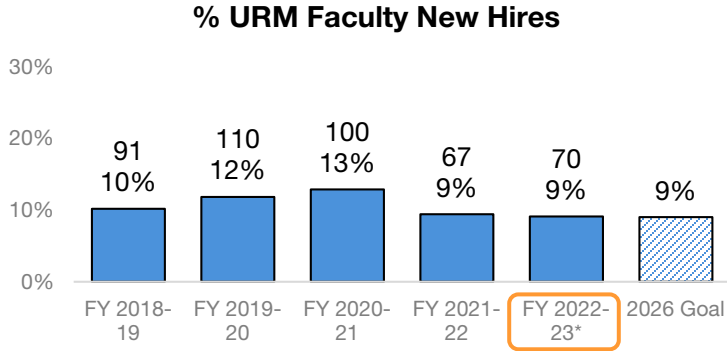
Anschutz URM includes Hispanic/Latino, Black/African American, American Indian, and Pacific Islander, plus those in "More than one race" who fall in any of these categories. Veteran includes people who have served in the US Armed Forces



Diversity, Inclusion, Equity & Access: Progress to 2026 Goal (Preliminary Final as of June 2023)

Anschutz – New Faculty & Staff

Annual progress goal achieved (annual improvement):
 URM Faculty: **Yes** URM Staff: **Yes**
 Veteran Faculty: **No** Veteran Staff: **No**



Source: CU System Office of Institutional Research. Data excludes supplemental and other faculty. * FY 2022-23 data as of 7/6/23
 Anschutz URM includes Hispanic/Latino, Black/African American, American Indian, and Pacific Islander, plus those in "More than one race" who fall in any of these categories.
 Veteran includes people who have served in the US Armed Forces



Anschutz – Faculty & Staff Retention and New Hires Action Steps

Action Steps – Faculty

- Develop effective recruitment and retention strategies through the Office of Diversity, Equity, and Inclusion
- Implement best practices through hiring processes
- Pipeline programs to faculty retention and promotion
 - Equity Framework & Inclusive Excellence Principles
 - Socioecological Model¹ - holistic approaches to retention including increasing sense of belonging, applied to identifying what are the needs of faculty, staff, students and trainees at all levels based on available resources
- Development of Center for Health Equity in phase 2 planning with community advisory board, following phase 1 efforts which included planning, securing funding, and Executive Director recruitment efforts
- Strengthen inclusive hiring practices training for faculty search committees

Action Steps – Staff

- Develop effective recruitment and retention strategies through the Office of Diversity, Equity, and Inclusion. Implement best practices through hiring processes
- Development of Center for Health Equity in phase 2 planning with community advisory board

1. Allen, K. A., Vella-Brodrick, D., & Waters, L. (2018). Rethinking school belonging: A socio-ecological framework. In Pathways to belonging (pp. 191-218). Brill.

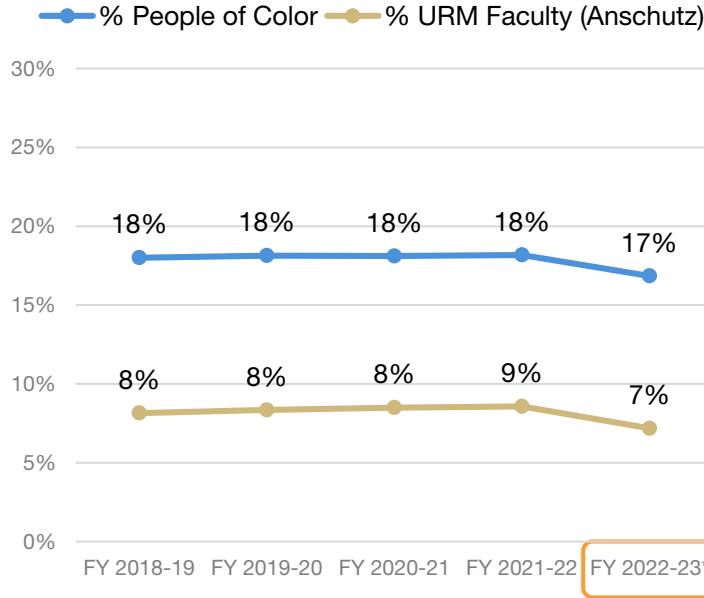


Diversity, Inclusion, Equity & Access

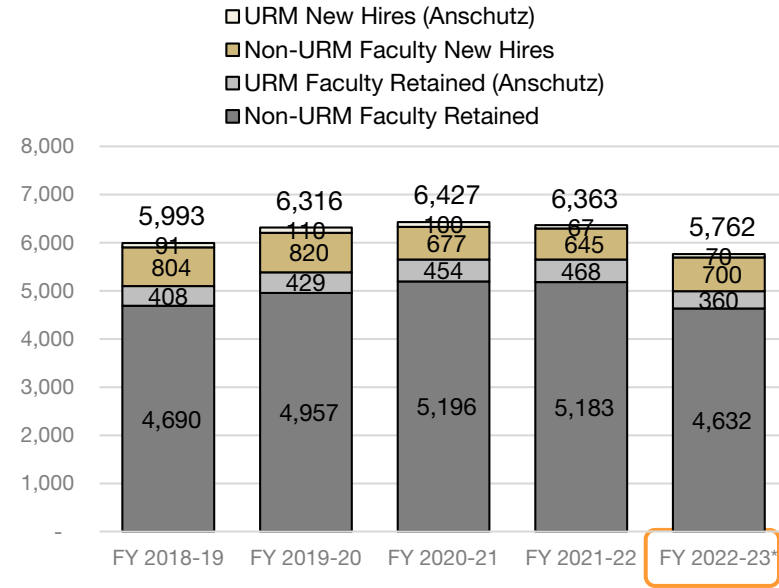
Anschutz – Faculty Population

Charts display the number and percentage of instructional, clinical, and research faculty

% URM and % POC | Faculty Only



Anschutz Faculty (Retained + New Hires)



Source: CU System Office of Institutional Research. Data excludes supplemental and other faculty. * FY 2022-23 data as of 7/6/23

Anschutz URM includes Hispanic/Latino, Black/African American, American Indian, and Pacific Islander, plus those in "More than one race" who fall in any of these categories.

Veteran includes people who have served in the US Armed Forces

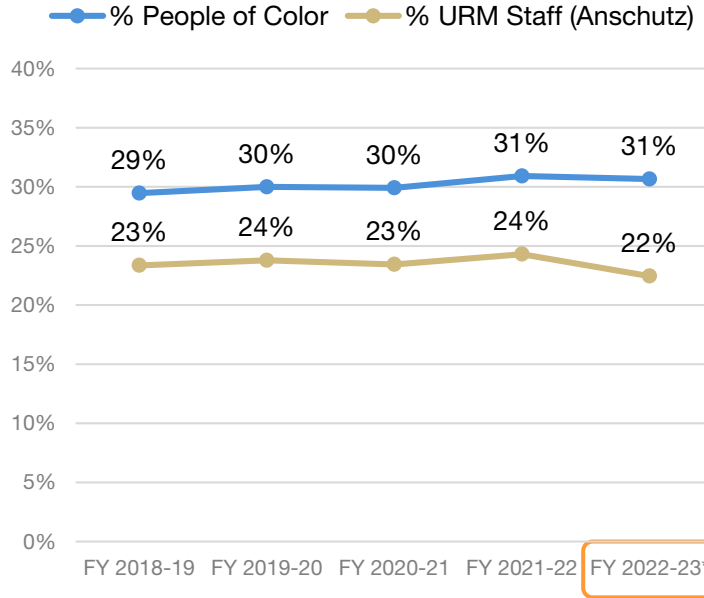


Diversity, Inclusion, Equity & Access

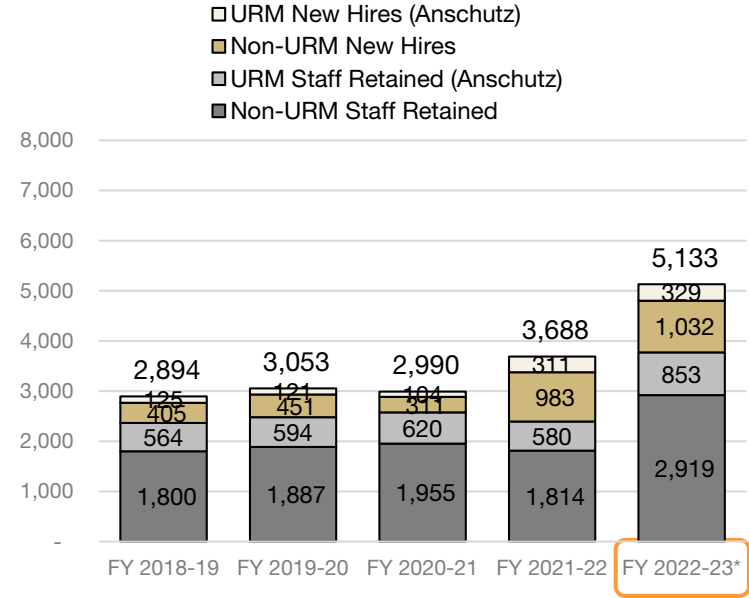
Anschutz – Staff Population

Charts display the number and percentage of staff

% URM and % POC | Staff Only



Anschutz Staff (Retained + New Hires)



Source: CU System Office of Institutional Research. Data excludes supplemental and other faculty. * FY 2022-23 data as of 7/6/23
 Anschutz URM includes Hispanic/Latino, Black/African American, American Indian, and Pacific Islander, plus those in "More than one race" who fall in any of these categories.
 Veteran includes people who have served in the US Armed Forces



University of Colorado

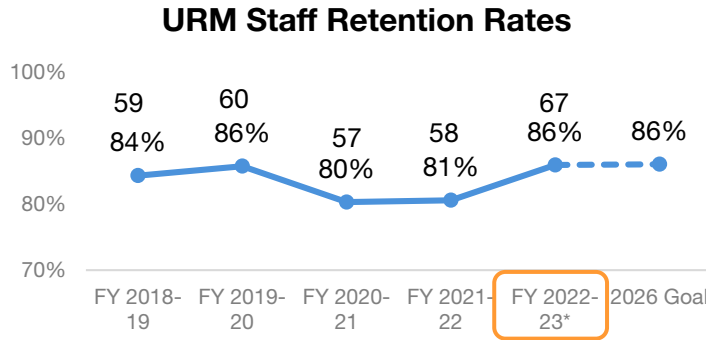
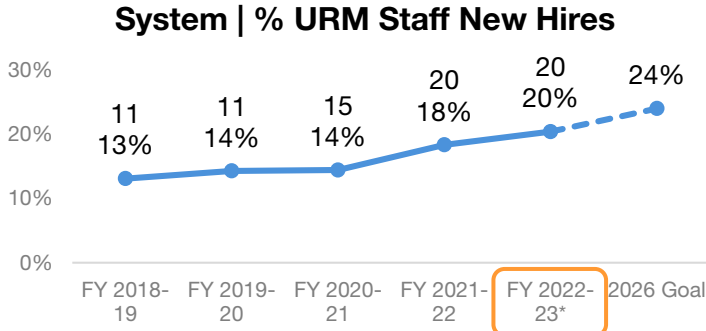
Boulder | Colorado Springs | Denver | Anschutz Medical Campus

System Administration

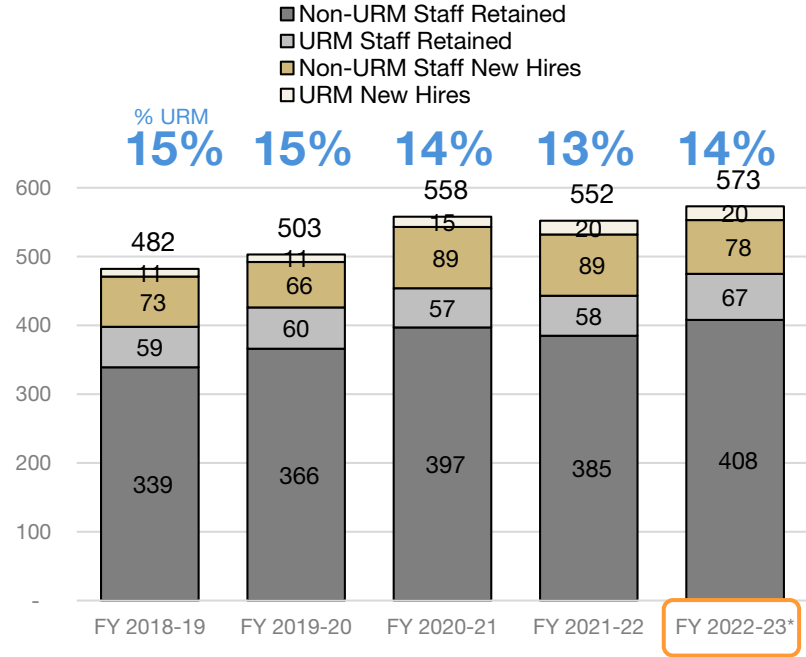


System URM – Staff Retention & New Hires Summary

Annual progress goal achieved (annual improvement):
 New Hires: **Yes** Retention: **Yes**



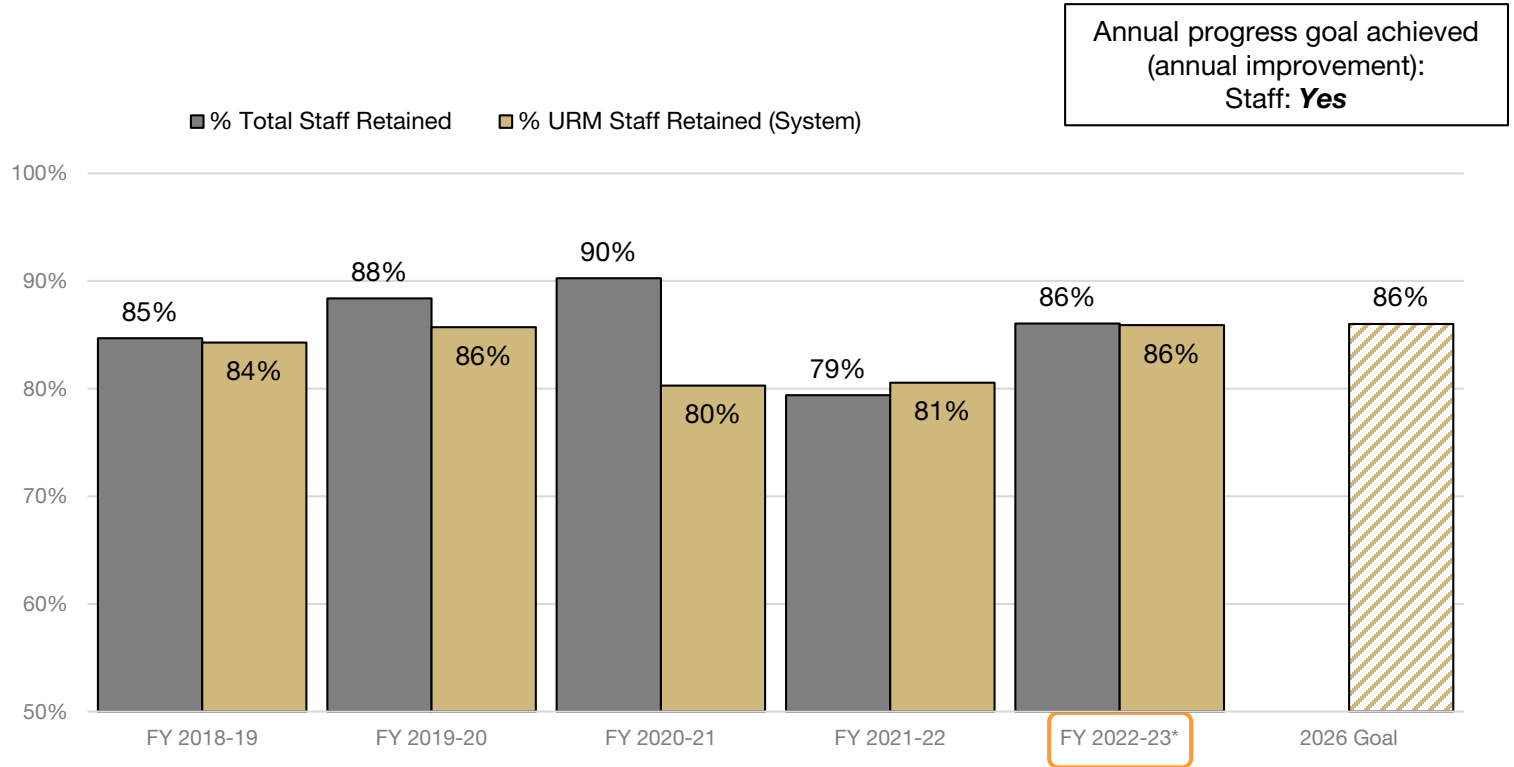
System Admin Staff (Retained + New Hires)



Source: CU System Office of Institutional Research. Data excludes supplemental and other faculty. * FY 2022-23 data as of 7/6/23
 System Admin URM includes Hispanic/Latino, Black/African American, American Indian, and Pacific Islander, plus those in "More than one race" who fall in any of these categories.



System Administration – URM Staff Retention



Source: CU System Office of Institutional Research. Data excludes supplemental and other faculty. * FY 2022-23 data as of 7/6/23

System Admin URM includes Hispanic/Latino, Black/African American, American Indian, and Pacific Islander, plus those in "More than one race" who fall in any of these categories. Veteran includes people who have served in the US Armed Forces



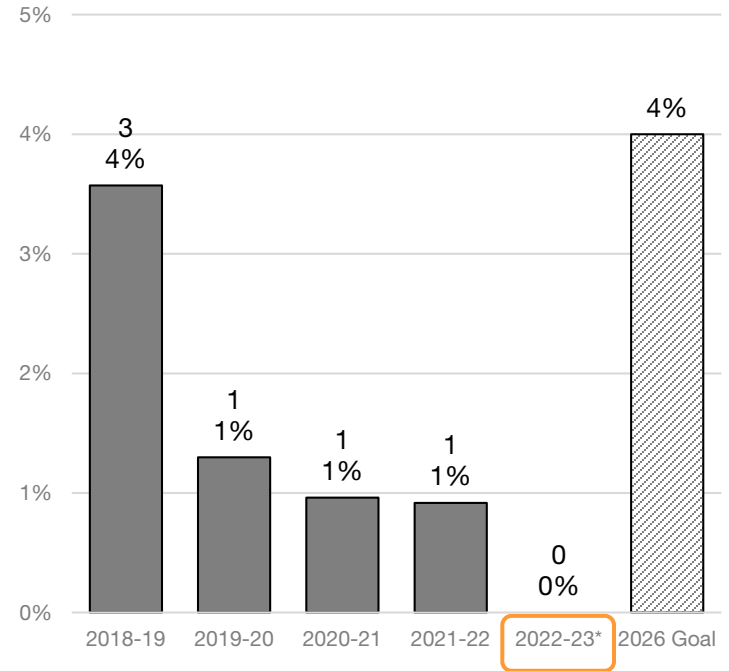
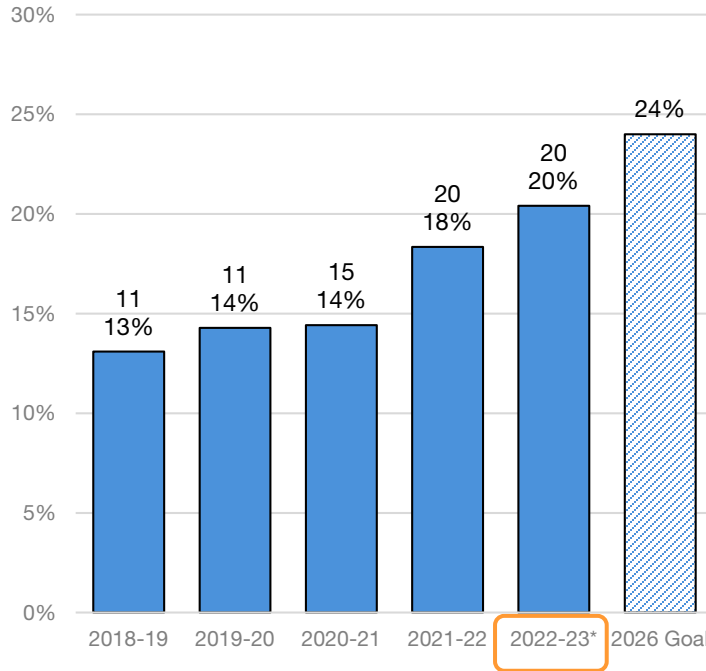
System Administration – Staff Retention Action Steps

- Focus on Belonging and Growth and Development
 - Regular DEI-related staff development and quarterly lunch and learns
 - Self-paced asynchronous DEI resources and courses
-



System Administration – Percent New Staff (URM & Veteran)

Annual progress goal achieved (annual improvement):
 URM Staff: **Yes** Veteran Staff: **No**



Source: CU System Office of Institutional Research. Data excludes supplemental and other faculty. * FY 2022-23 data as of 7/6/23
 System Admin URM includes Hispanic/Latino, Black/African American, American Indian, and Pacific Islander, plus those in "More than one race" who fall in any of these categories.
 Veteran includes people who have served in the US Armed Forces



System Administration – New Staff Action Steps

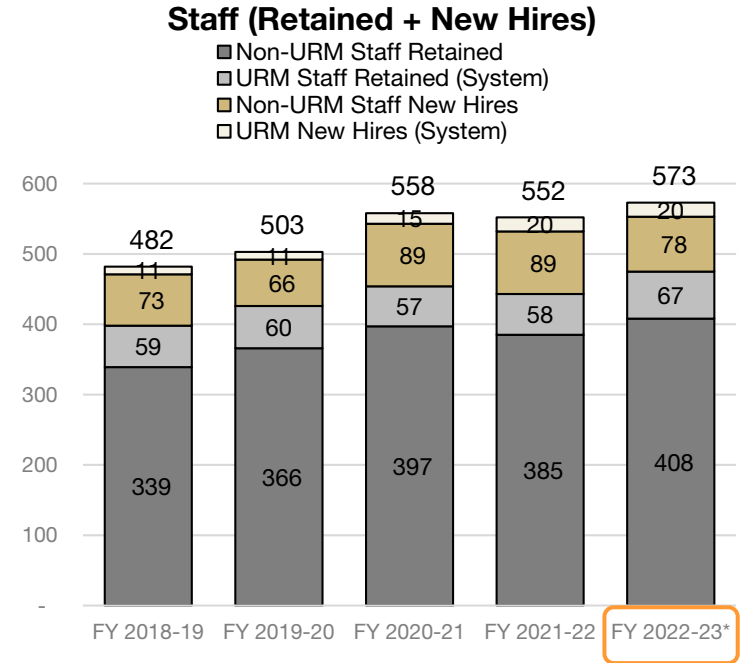
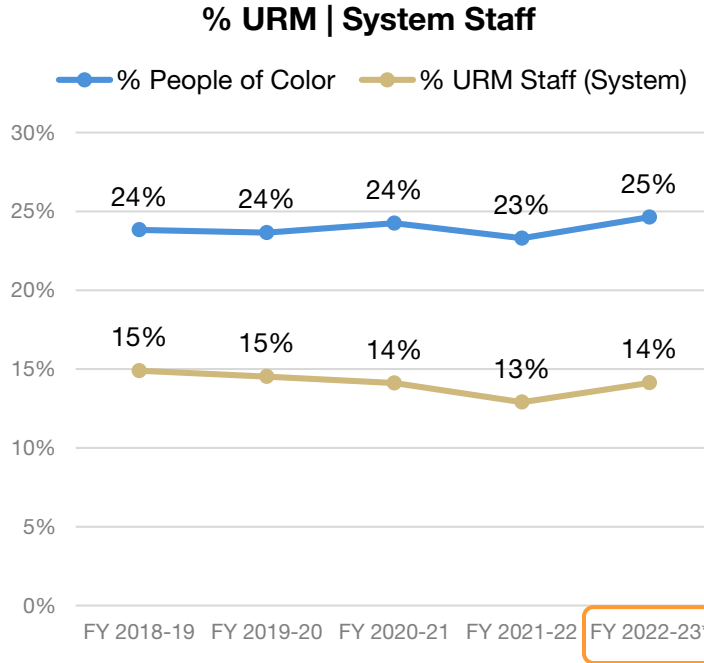
- Strengthen employees' sense of connection to and community within System Administration.
 - Increase employees' awareness and understanding of identity and culture and strengthen their skills and abilities to engage in culturally responsive ways.
 - Address barriers to employee participation in relevant professional development opportunities to support their growth, learning and acquisition of new skills.
-



Diversity, Inclusion, Equity & Access

System Administration – Employee Population

Chart displays the percentage of staff



Source: CU System Office of Institutional Research. Data excludes supplemental and other faculty. * FY 2022-23 data as of 7/6/23
 System Admin URM includes Hispanic/Latino, Black/African American, American Indian, and Pacific Islander, plus those in "More than one race" who fall in any of these categories.
 Veteran includes people who have served in the US Armed Forces



Campus & Workplace Culture Survey

CWC Survey Administration

- Survey administration occurred fall 2021
- Survey distributed at all CU campuses and System Office, to all students, faculty and staff
- Each campus administered the survey to their populations

Civility

- Question – Within the last 12 months, have you experienced any of these behaviors in the context of your CU-related activities (in- person or remote)? Please select all that apply.

Harassment

- Question – I feel like my concerns would be taken seriously by CU if I reported a problem related to identity-based discrimination or harassment (attributed to protected classes such as race, sexual orientation, gender, disability, etc.), or sexual misconduct, intimate partner abuse (including domestic/dating violence) or stalking

Acceptance/Culture

- Question – I am comfortable expressing ideas or opinions in class/department without fear it will affect how people in the class/department treat me.

Source: CU System & Campus Offices of Institutional Research.

Boulder URM is defined to include Hispanic, Black, American Indian. UCCS URM (BIPOC) = Black, Indigenous, People of Color (includes all non-white, non-international)

Veteran includes people who have served in the US Armed Forces

PILLAR 4: Fiscal Strength



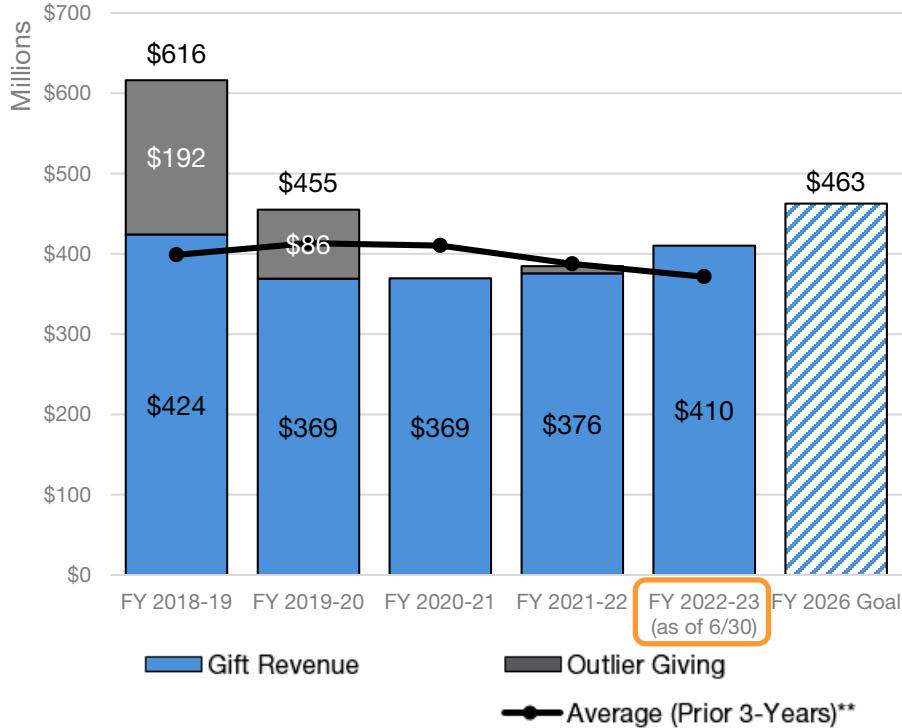
What is “Gifts/Fundraising”?

- Includes gifts or fundraising by the university and individual campuses. Also includes the CU Foundation, planned gifts, and non-governmental support to the Office of Contracts & Grants



Fiscal Strength: Progress to 2026 Goal (Preliminary Final as of June 2023)

CU Total Gifts & Fundraising



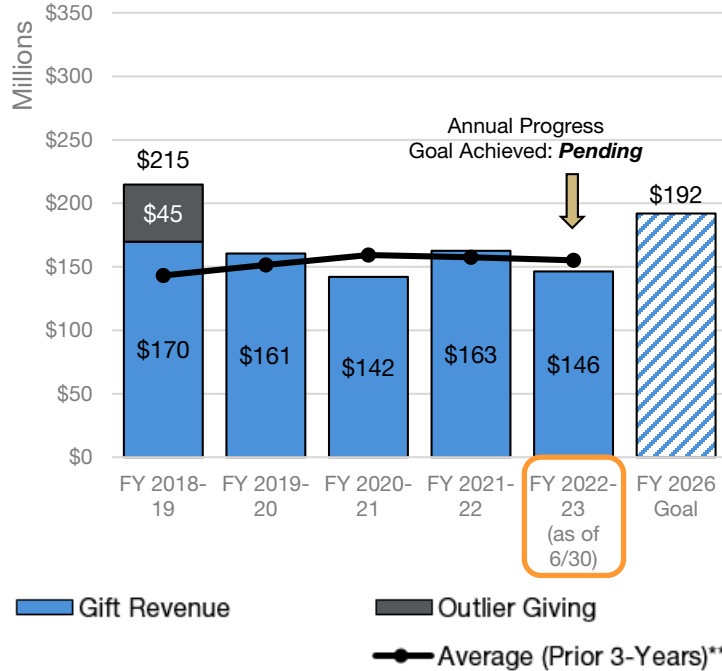
Campus	FY 2022-23 (as of 6/30)	FY 2026 Goal
CU Boulder	\$146M	\$192M
UCCS	\$18M	\$25.5M
CU Denver	\$12M	\$20M
CU Anschutz	\$233M	\$225M
Total	\$410M	\$462.5M

Source: CU Advancement, Advancement Intelligence Report 7/6/23, data as of 6/30/23, Preliminary information provided for FY2022-23. Year end gifts are still being processed and non-governmental grants and contracts for June 2023 will not be available until late July or early August.

** 3-Year Average calculation excludes Outlier Giving



Boulder Gifts & Fundraising



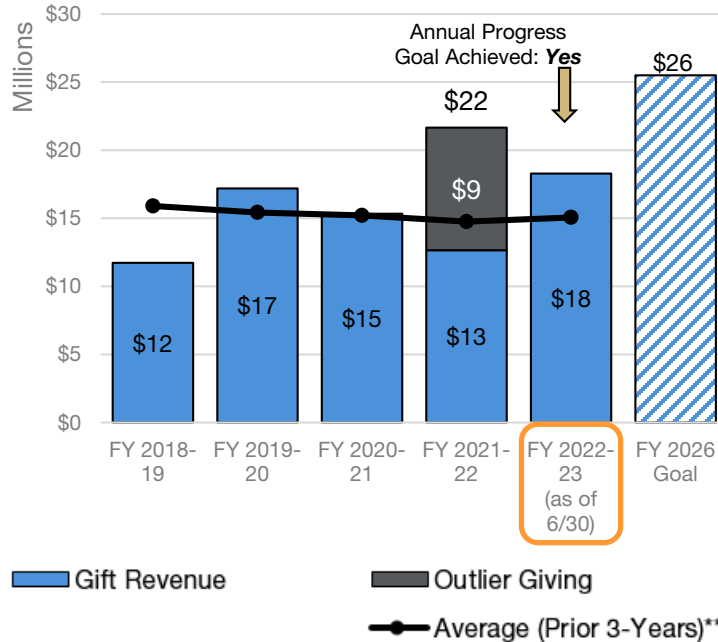
- ### Action Steps
1. Target incremental investment resourced by continuing existing CUF funding allocation model and implementation of emerging CUF incremental funding model
 2. Rehire vacant advancement roles, restoring 20% of fundraising capacity and re-aligning engagement and communications capacity to strategy
 3. Sustain productivity and accelerate engagement and pipeline growth through individual- to campus-level performance and individual, industry and philanthropic foundation portfolio management

Source: CU Advancement, Advancement Intelligence Report 7/6/23, data as of 6/30/23, Preliminary information provided for FY2022-23. Year end gifts are still being processed and non-governmental grants and contracts for June 2023 will not be available until late July or early August.

** 3-Year Average calculation excludes Outlier Giving



UCCS Gifts & Fundraising



Action Steps

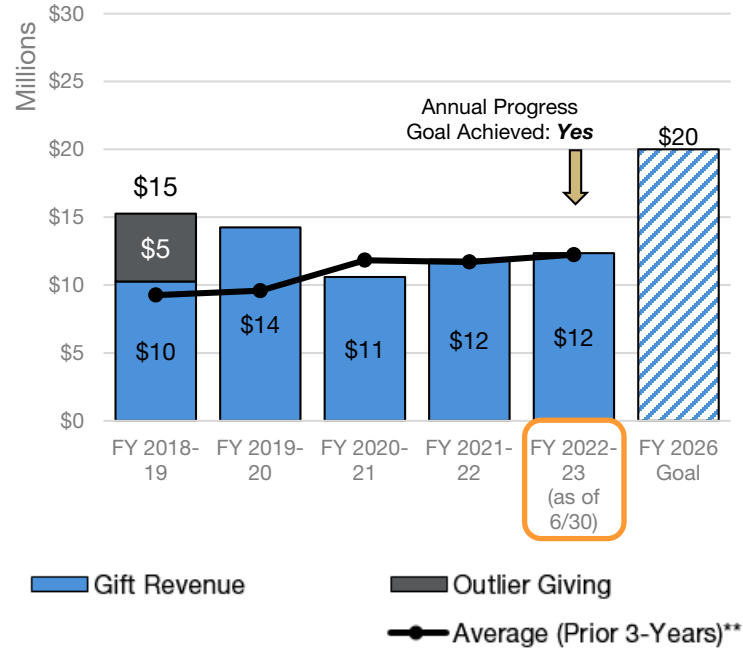
1. Achieve annual fundraising goals through the achievement of donor outreach; proposal and stewardship metrics. Strong focus on pipeline development and keen attention to seven-figure opportunities and partnerships is needed to see annual philanthropic support each year.

Source: CU Advancement, Advancement Intelligence Report 7/6/23, data as of 6/30/23, Preliminary information provided for FY2022-23. Year end gifts are still being processed and non-governmental grants and contracts for June 2023 will not be available until late July or early August.

** 3-Year Average calculation excludes Outlier Giving



Denver Gifts & Fundraising



Action Steps

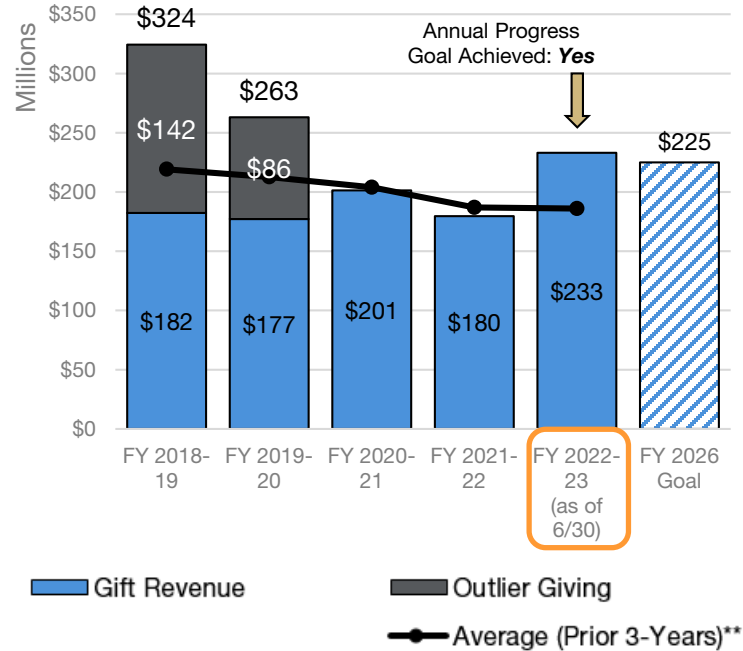
1. Conduct a readiness study for new capital campaign
2. Invest in our philanthropic operations

Source: CU Advancement, Advancement Intelligence Report 7/6/23, data as of 6/30/23, Preliminary information provided for FY2022-23. Year end gifts are still being processed and non-governmental grants and contracts for June 2023 will not be available until late July or early August.

** 3-Year Average calculation excludes Outlier Giving



Anschutz Gifts & Fundraising



Action Steps

- Goals to be focused on major gifts solicitation

Source: CU Advancement, Advancement Intelligence Report 7/6/23, data as of 6/30/23, Preliminary information provided for FY2022-23. Year end gifts are still being processed and non-governmental grants and contracts for June 2023 will not be available until late July or early August.

** 3-Year Average calculation excludes Outlier Giving

Appendix: Historical Actuals Previously Presented

Goals - Boulder

Pillar	Final	Goal	2020-21 Metrics Actual	2021-22 Metrics Actual	2022-23 Metrics Actual
1	Jan	4-Year Graduation Rate (First-Time Freshmen)	57.3%	57.8%	57.4%
1	Jan	6-Year Graduation Rate (First-Time Freshmen)	72.4%	74.0%	74.0%
1	Jan	4-Year Graduation Rate (URM)	47.6%	52.0%	50.0%
1	Jan	6-Year Graduation Rate (URM)	63.6%	67.5%	68.6%
1	Jan	Freshman Retention Rates (First-Time Freshmen)	85.0%	87.5%	87.8%
1	Jan	Freshman Retention Rates (URM)	83.9%	82.4%	81.8%
1	July	Percentage of undergraduate students who participate in mental health trainings	-	99.0%	99.1%
1	July	Percentage of graduate students who participate in mental health trainings	-	6.9%	9.6%
1	July	Percentage of faculty & staff who participate in mental health trainings	-	12.3%	22.6%
2	July	Sponsored research (Awards + Gifts)	\$634M	\$658M	\$635M*
3	July	URM Faculty Retention	87%	89%	86%
3	July	URM Staff Retention	89%	82%	84%
3	July	Percent of new faculty (veteran)	1%	2%	1%
3	July	Percent of new faculty (URM)	9%	12%	15%
3	July	Percent of new staff (veteran)	4%	2%	3%
3	July	Percent of new staff (URM)	22%	19%	24%
3	Jan	Percent of new students (military affiliation)	2%	1%	1%
3	Jan	Percent of new students (URM)	19%	19%	20%
4	July	Gifts & Fundraising	\$142M	\$162M	\$146M*
4	Jan	Other revenue per FTE	\$190K	\$183K	\$206K
4	May	Facility Condition Index	55	56	56
4	May	Energy Use Intensity	105	106	106
4	May	Greenhouse Gas Emissions	114,450	110,897	121,863

* Preliminary Final, subject to fiscal year end reconciliation

Goals - UCCS

Pillar	Final	Goal	2020-21 Metrics Actual	2021-22 Metrics Actual	2022-23 Metrics Actual
1	Jan	4-Year Graduation Rate (First-Time Freshmen)	24.6%	28.2%	27.7%
1	Jan	6-Year Graduation Rate (First-Time Freshmen)	45.0%	44.1%	41.7%
1	Jan	4-Year Graduation Rate (URM)	19.0%	21.9%	14.5%
1	Jan	6-Year Graduation Rate (URM)	38.0%	39.3%	34.6%
1	Jan	Freshman Retention Rates (First-Time Freshmen)	70.7%	66.6%	66.7%
1	Jan	Freshman Retention Rates (URM)	66.6%	62.7%	60.1%
1	July	Percentage of faculty who participate in mental health trainings	-	4.9%	5.8%
1	July	Percentage of staff who participate in mental health trainings	-	10.5%	27.3%
1	July	Percentage of students who participate in mental health trainings	-	4.7%	6.7%
2	July	Sponsored research (Awards)	\$15.9M	\$7.7M	\$16.0M*
3	July	URM Faculty Retention	94%	89%	90%
3	July	URM Staff Retention	85%	70%	80%
3	July	Percent of new faculty (veteran)	5%	2%	2%
3	July	Percent of new faculty (URM)	30%	29%	32%
3	July	Percent of new staff (veteran)	5%	7%	6%
3	July	Percent of new staff (URM)	32%	26%	32%
3	Jan	Percent of new students (military affiliation)	20%	18%	18%
3	Jan	Percent of new students (URM)	36%	40%	34%
4	July	Gifts & Fundraising	\$15.3M	\$12.7M	\$18.3M*
4	Jan	Other revenue per FTE	\$123K	\$116K	\$130k
4	May	Facility Condition Index	83.1	84.1	83.1
4	May	Energy Use Intensity	64	50	70
4	May	Greenhouse Gas Emissions	21,879	21,405	22,306

* Preliminary Final, subject to fiscal year end reconciliation

Goals - Denver

Pillar	Final	Goal	2020-21 Metrics Actual	2021-22 Metrics Actual	2022-23 Metrics Actual
1	Jan	4-Year Graduation Rate (First-Time Freshmen)	23.3%	27.9%	28.8%
1	Jan	6-Year Graduation Rate (First-Time Freshmen)	44.3%	48.0%	43.8%
1	Jan	4-Year Graduation Rate (URM)	18.0%	22.0%	23.0%
1	Jan	6-Year Graduation Rate (URM)	39.0%	46.0%	39.0%
1	Jan	Freshman Retention Rates (First-Time Freshmen)	72.8%	74.7%	69.5%
1	Jan	Freshman Retention Rates (URM)	68.2%	72.8%	69.5%
1	July	Percentage of faculty & staff who participate in mental health trainings	-	7.3%	7.9%
1	July	Percentage of students who participate in mental health trainings	-	0.8%	1.5%
2	July	Sponsored research (Awards)	\$24.3M	\$18.9M	\$24.2M*
3	July	URM Faculty Retention	96%	94%	85%
3	July	URM Staff Retention	81%	77%	75%
3	July	Percent of new faculty (veteran)	0%	2%	3%
3	July	Percent of new faculty (URM)	7%	18%	18%
3	July	Percent of new staff (veteran)	1%	1%	1%
3	July	Percent of new staff (URM)	12%	25%	20%
3	Jan	Percent of new students (military affiliation)	5%	7%	8%
3	Jan	Percent of new students (URM)	29%	30%	33%
4	July	Gifts & Fundraising	\$10.6M	\$11.9M	\$12.3M*
4	Jan	Other revenue per FTE	\$116K	\$115K	\$145K
4	May	Facility Condition Index	84.0	84.2	82.4
4	May	Energy Use Intensity	59	54	63
4	May	Greenhouse Gas Emissions	4,273	4,741	7,844

* Preliminary Final, subject to fiscal year end reconciliation

Goals - Anschutz

Pillar	Final	Goal	2020-21 Metrics Actual	2021-22 Metrics Actual	2022-23 Metrics Actual
1	July	Percentage of faculty who participate in mental health trainings	-	66.0%	
1	July	Percentage of staff who participate in mental health trainings	-	13.0%	
1	July	Percentage of students who participate in mental health trainings	-	24.0%	
2	July	Sponsored research (Awards + Gifts)	\$770.3M	\$777.7M	\$709.0M*
2	July	Patients served by Anschutz clinical faculty	606.8K	696.3K	701.6K*
3	July	URM Faculty Retention	84%	84%	92%
3	July	URM Staff Retention	86%	80%	82%
3	July	Percent of new faculty (veteran)	2%	1%	1%
3	July	Percent of new faculty (URM)	13%	9%	9%
3	July	Percent of new staff (veteran)	1%	2%	1%
3	July	Percent of new staff (URM)	25%	24%	24%
3	Jan	Percent of new students (military affiliation)	3%	3%	2%
3	Jan	Percent of new students (URM)	17%	19%	21%
4	July	Gifts & Fundraising	\$201M	\$180M	\$233M**
4	Jan	Other revenue per FTE	\$215K	\$224K	\$233K
4	May	Facility Condition Index	82.6	83.9	83.7
4	May	Energy Use Intensity	169	162	172
4	May	Greenhouse Gas Emissions	53,412	58,640	64,713

* Sponsored Research and Patients Served data as of May 2023

** Preliminary Final as of June 2023, subject to fiscal year end reconciliation

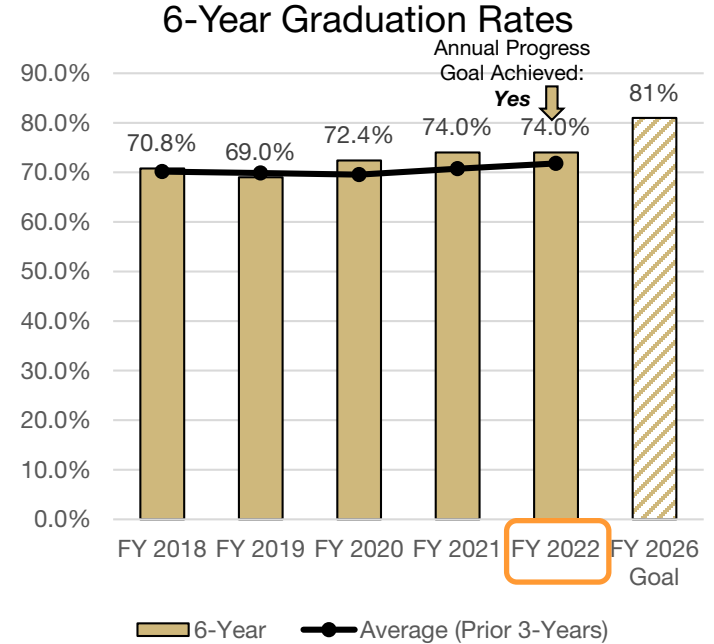
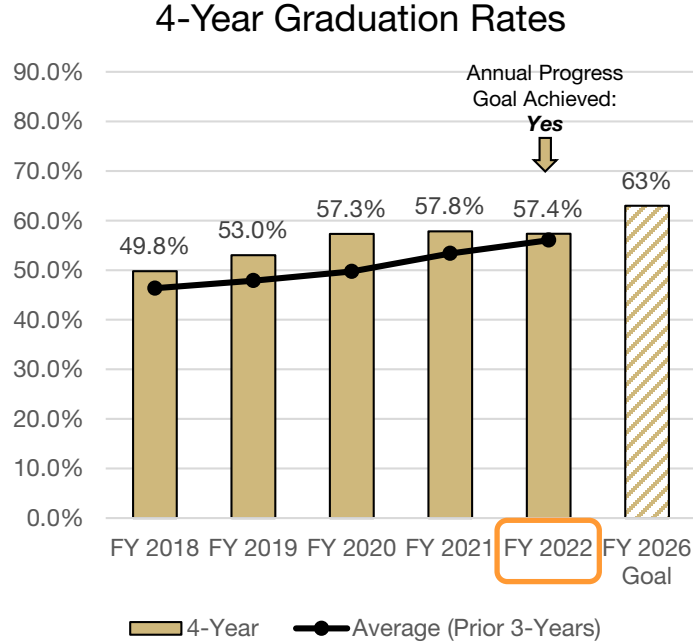
Goals – System Administration

Pillar	Final	Goal	2020-21 Metrics Actual	2021-22 Metrics Actual	2022-23 Metrics Actual
3	July	Percent of URM staff retention	80%	81%	86%
3	July	Percent of new staff (veteran)	1%	1%	0%
3	July	Percent of new staff (URM)	14%	18%	20%

PILLAR 1: Affordability & Student Success



Boulder Graduation Rates (First-Time Freshman)



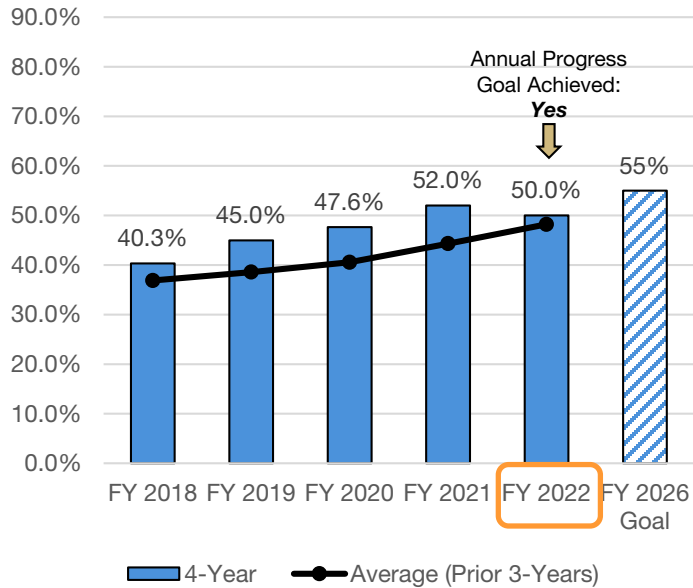
The graduation rate is based on first-time, full-time freshmen.
 The year indicates the completion year of the entering fall cohort.
 The rate is the percentage of students who earned a degree within four/six years.

Source: CU System & Campus Offices of Institutional Research

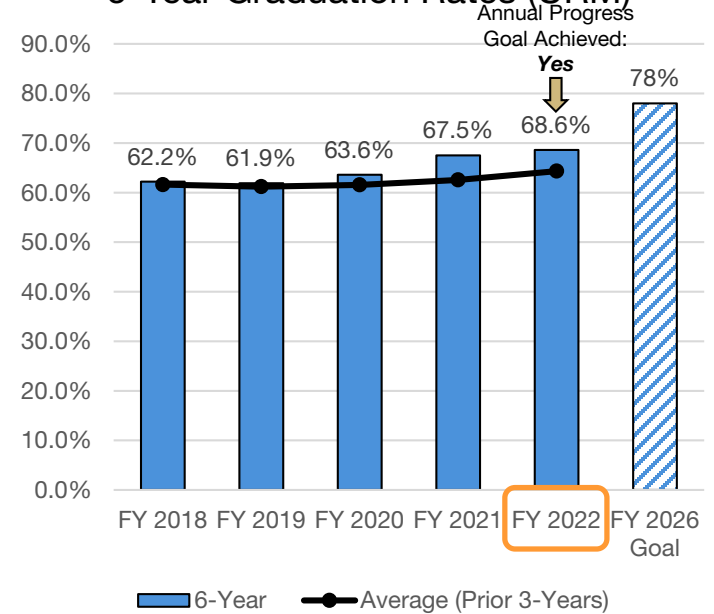


Boulder Graduation Rates (URM)

4-Year Graduation Rates (URM)



6-Year Graduation Rates (URM)



The graduation rate is based on first-time, full-time freshmen.
 The year indicates the completion year of the entering fall cohort.
 The rate is the percentage of students who earned a degree within four/six years.
 URM is defined here to include Hispanic, Black, American Indian, and Pacific Islander.

Source: CU System & Campus Offices of Institutional Research

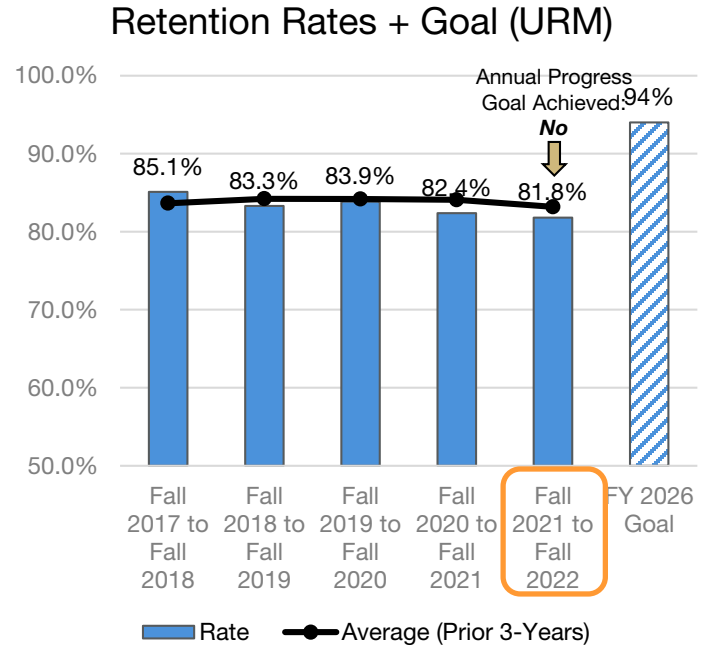
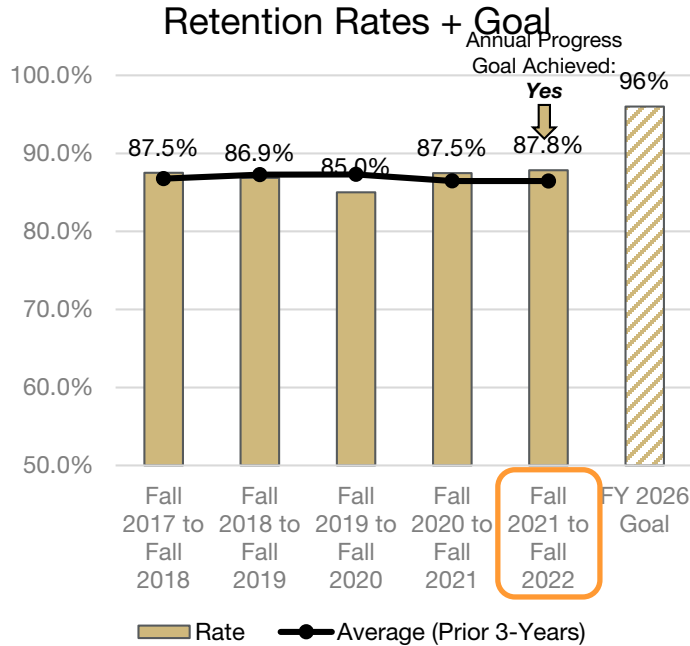


Boulder Graduation Rates – Action Steps

1. Continue widespread use of predictive analytics to identify students who need support
2. Enhance recruitment partnerships with academic programs
3. Expand Writing Center services
4. Develop and implement Common Curriculum
5. Increase access to First Year Experience or Living Learning Community



Boulder Freshman Retention Rates



Freshman retention rates are based on first-time, full-time freshmen returning for their sophomore year. The year indicates the entering fall cohort and year retained. The rate is the percentage of students enrolled the following fall term. URM is defined here to include Hispanic, Black, American Indian, and Pacific Islander.

Source: CU System & Campus Offices of Institutional Research

FY 2026 Goal is based on Fall 2024 to Fall 2025 retention



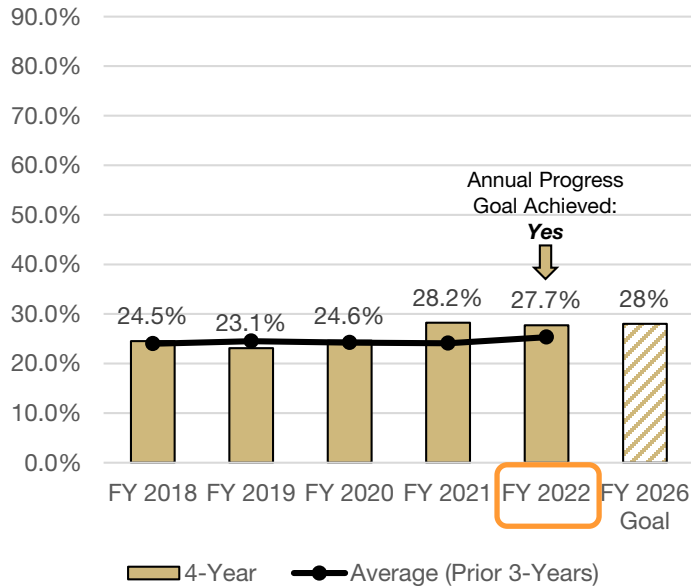
Boulder Retention Rates – Action Steps

1. Strengthen first year academic advising network
2. Enhance recruitment partnerships with academic programs
3. Continue widespread use of predictive analytics to identify students who need support
4. Develop and implement Common Curriculum
5. Increase access to First Year Experience or Living Learning Community

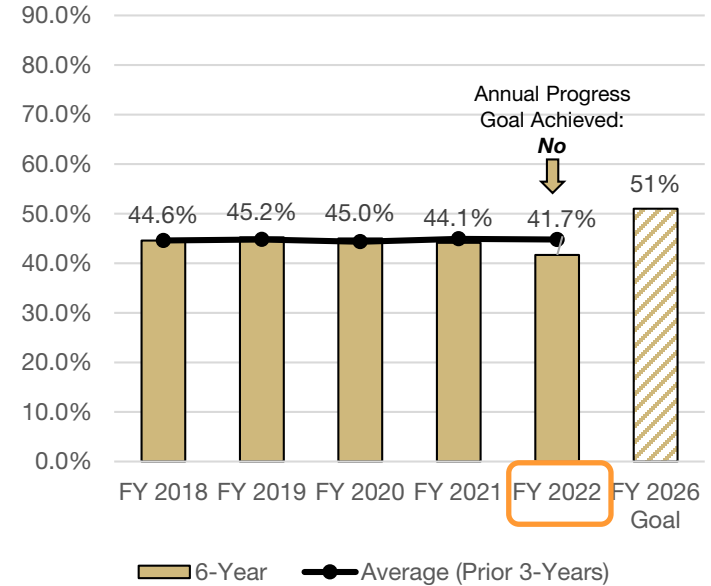


UCCS Graduation Rates (First-Time Freshman)

4-Year Graduation Rates



6-Year Graduation Rates



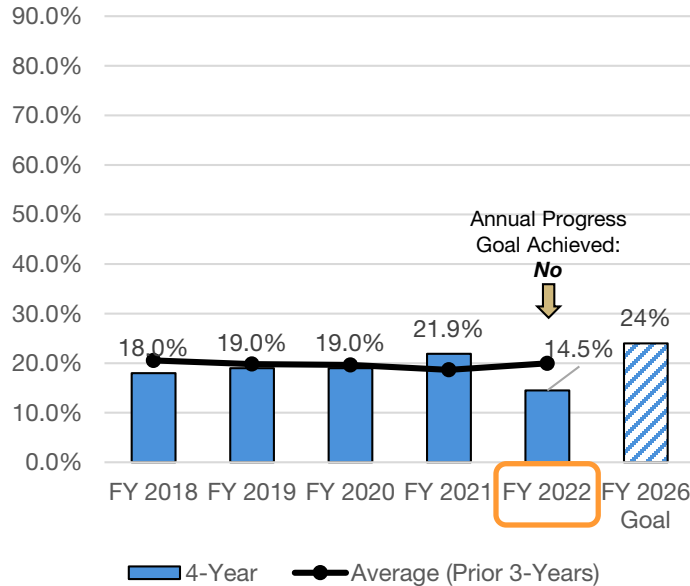
The graduation rate is based on first-time, full-time freshmen.
 The year indicates the completion year of the entering fall cohort.
 The rate is the percentage of students who earned a degree within four/six years.

Source: CU System & Campus Offices of Institutional Research

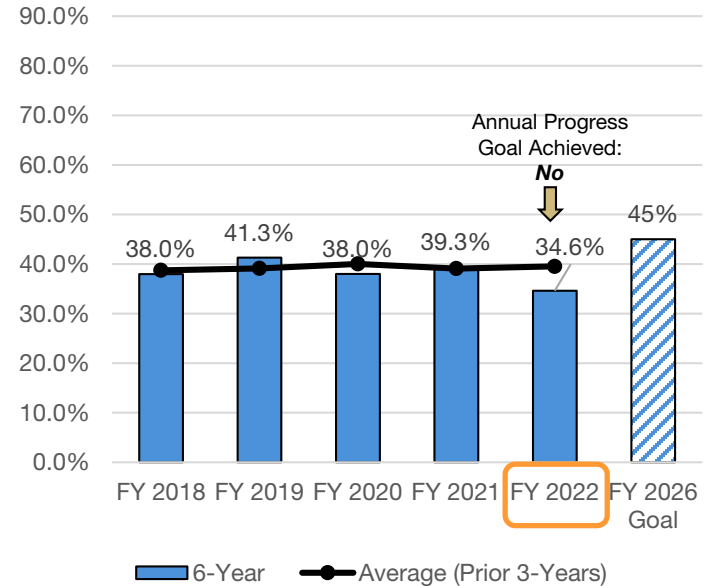


UCCS Graduation Rates (URM)

4-Year Graduation Rates (URM)



6-Year Graduation Rates (URM)



The graduation rate is based on first-time, full-time freshmen.
 The year indicates the completion year of the entering fall cohort.
 The rate is the percentage of students who earned a degree within four/six years.
 URM is defined here to include Hispanic, Black, American Indian, and Pacific Islander.

Source: CU System & Campus Offices of Institutional Research



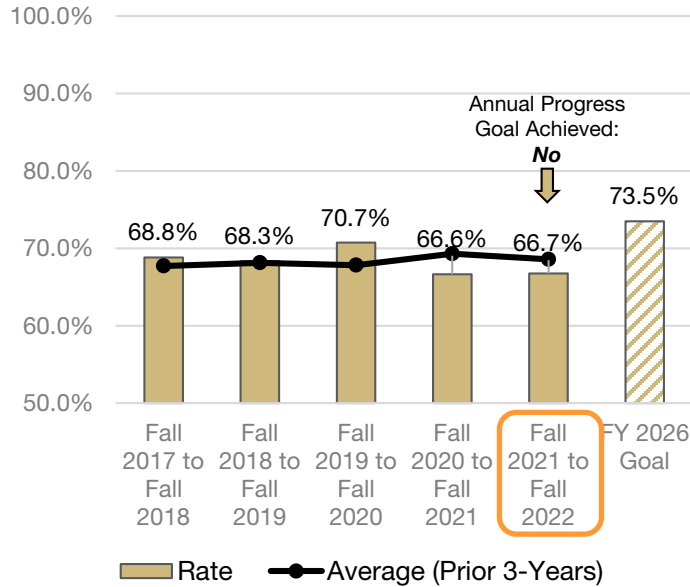
UCCS Graduation Rates – Action Steps

1. New CRM and Early Alert
2. Chancellor’s merit scholarship
3. Peer Mentor program
4. Multicultural Office for Student Access, Inclusiveness and Community (MOSAIC) and Campus Affinity Building
5. Meta majors advising
6. Expanded Career Services

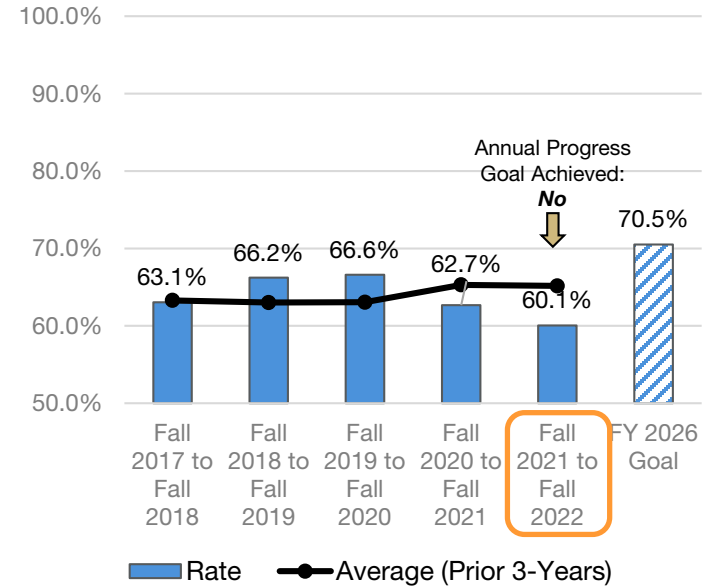


UCCS Freshman Retention Rates

Retention Rates + Goal



Retention Rates + Goal (URM)



Freshman retention rates are based on first-time, full-time freshmen returning for their sophomore year. The year indicates the entering fall cohort and year retained. The rate is the percentage of students enrolled the following fall term. URM is defined here to include Hispanic, Black, American Indian, and Pacific Islander.

Source: CU System & Campus Offices of Institutional Research

FY 2026 Goal is based on Fall 2024 to Fall 2025 retention



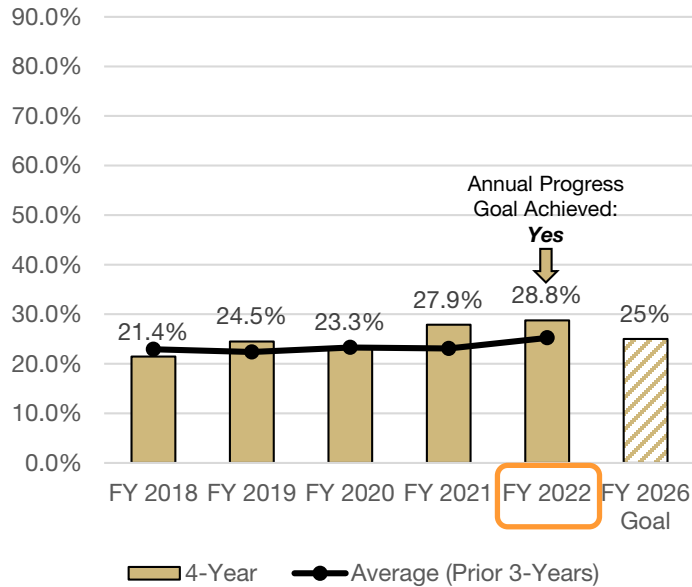
UCCS Retention Rates – Action Steps

1. Mandatory advising; Academic Coaching
2. GPS curriculum
3. Campus Affinity Building
4. Multicultural Office of Student Access, Inclusiveness and Community (MOSAIC)
5. Learning communities

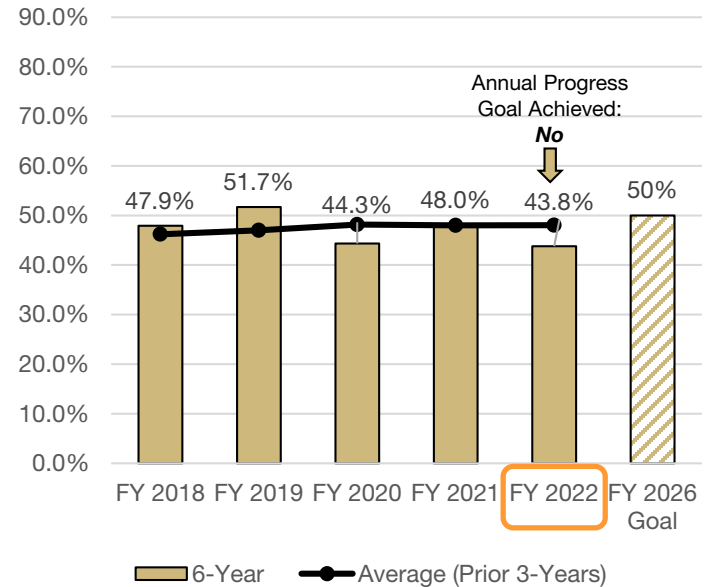


Denver Graduation Rates (First-Time Freshman)

Denver: 4-Year Graduation Rates



Denver: 6-Year Graduation Rates



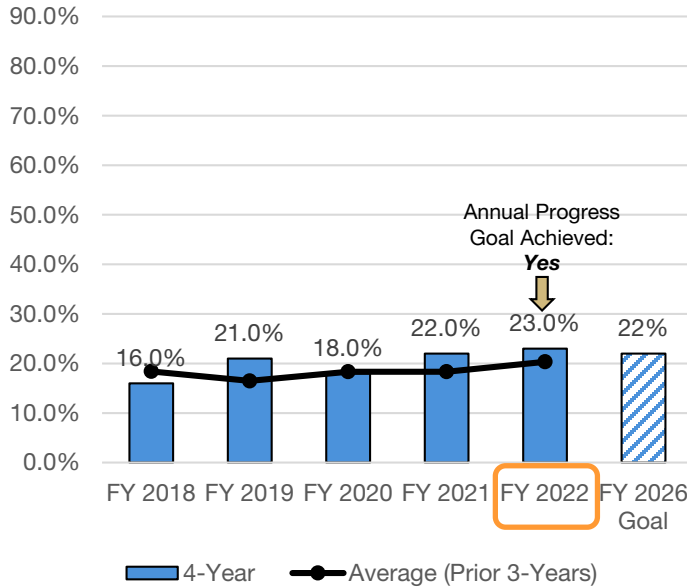
The graduation rate is based on first-time, full-time freshmen.
 The year indicates the completion year of the entering fall cohort.
 The rate is the percentage of students who earned a degree within four/six years.

Source: CU System & Campus Offices of Institutional Research

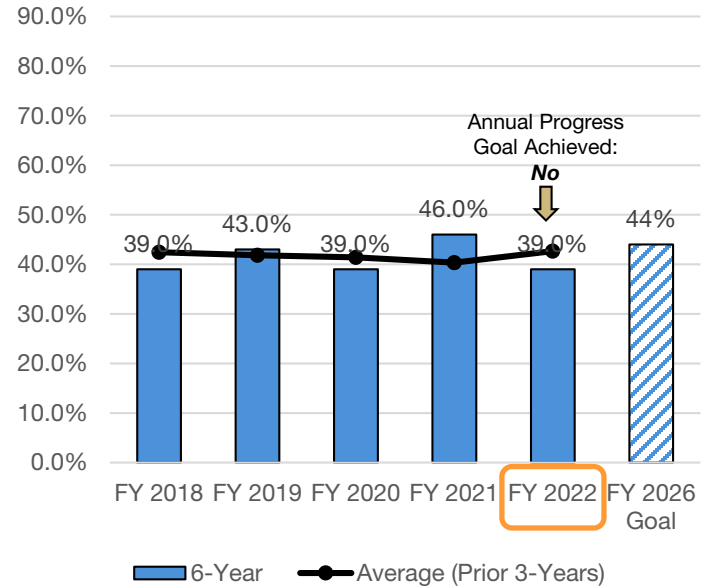


Denver Graduation Rates (URM)

4-Year Graduation Rates (URM)



6-Year Graduation Rates (URM)



The graduation rate is based on first-time, full-time freshmen.
 The year indicates the completion year of the entering fall cohort.
 The rate is the percentage of students who earned a degree within four/six years.
 URM is defined here to include Hispanic, Black, American Indian, and Pacific Islander.

Source: CU System & Campus Offices of Institutional Research



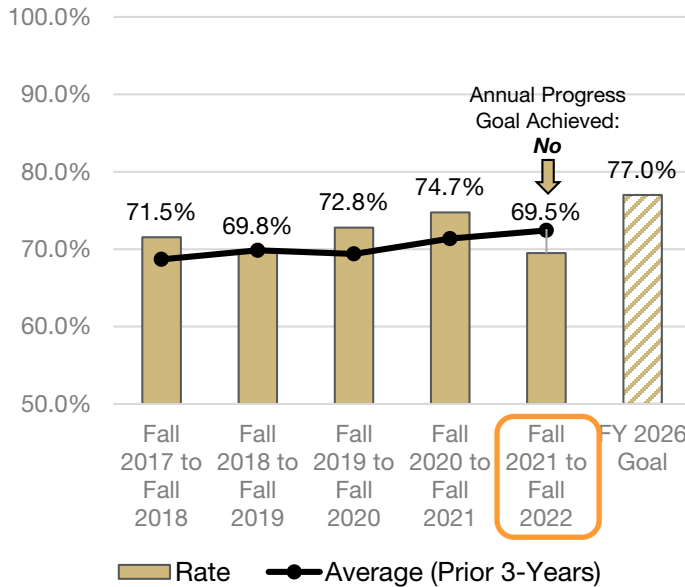
Denver Graduation Rates – Action Steps

1. Expanding high-impact experiential activities
2. Expanded living-learning options for students
3. Career exploration
4. Student Retention Team removing barriers for re-enrollment
5. TRIO
6. Academic Re-Boot Camps
7. Second year experience program for students who had non-traditional first year due to COVID



Denver Freshman Retention Rates

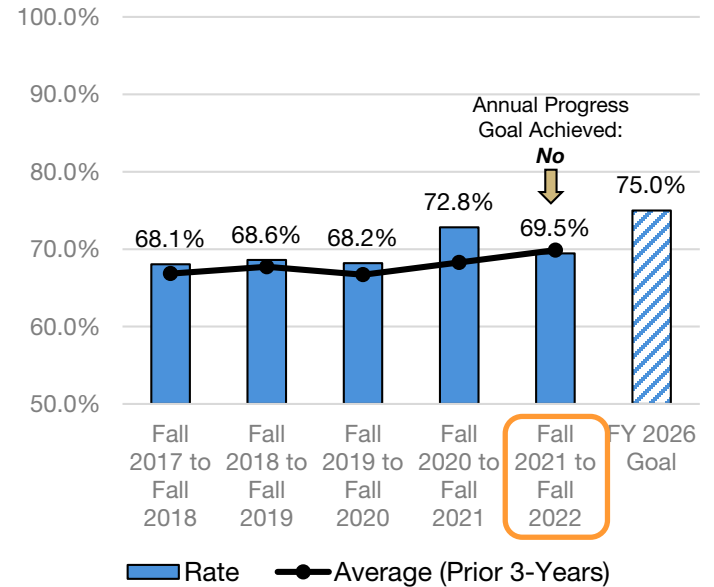
Retention Rates + Goal



Freshman retention rates are based on first-time, full-time freshmen returning for their sophomore year. The year indicates the entering fall cohort and year retained. The rate is the percentage of students enrolled the following fall term. URM is defined here to include Hispanic, Black, American Indian, and Pacific Islander.

Source: CU System & Campus Offices of Institutional Research

Retention Rates + Goal (URM)



FY 2026 Goal is based on Fall 2024 to Fall 2025 retention



Denver Retention Rates – Action Steps

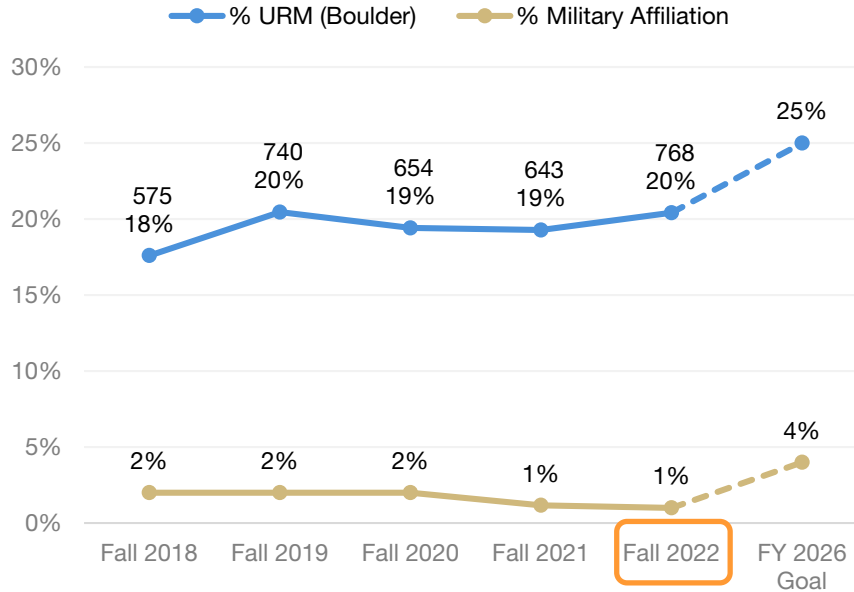
1. Providing opportunities for first year students to engage in support programs to help ensure a strong start to the year
2. Lynx Summer Academy
3. Milo’s Rising Scholars
4. New CAM Living-learning community in City Heights
5. Academic Boot Camps
6. First Year Experience Courses

PILLAR 3: Diversity, Inclusion, Equity & Access



Boulder - Percent of New Students

Charts display the percentage of new students



Annual progress goal achieved (annual improvement):

URM (Boulder): **Yes**

Military Affiliation: **No**

Action Steps

1. Increase outreach (in person, digital, publications, CRM) to underrepresented students and veterans through enhanced campus partnerships
2. Use of College Board's Segment Analysis Service (Landscape) and predictive analytics in ODA to continuously build the top of the recruitment funnel
3. Enhance recruitment partnerships academic programs
4. Continue to enhance the recruitment relationship Veteran and Military Affairs and programs external to CU Boulder that serve veteran students and further develop recruitment strategies to increase the number of veteran students

Source: CU System & Campus Offices of Institutional Research.

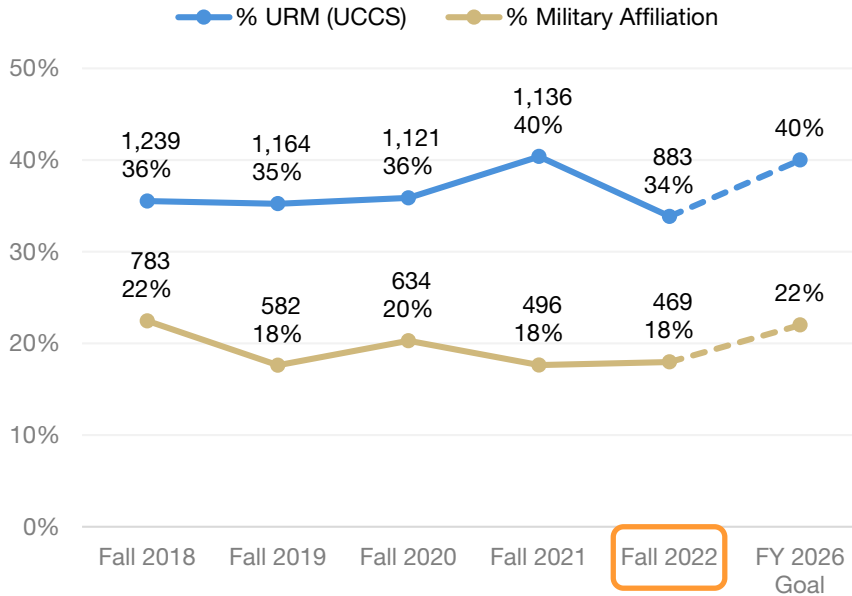
Boulder URM is defined to include Hispanic, Black, American Indian. UCCS URM (BIPOC) = Black, Indigenous, People of Color (includes all non-white, non-international)

Veteran includes people who have served in the US Armed Forces



UCCS - Percent of New Students

Charts display the percentage of new students



Annual progress goal achieved (annual improvement):

URM (UCCS): No

Military Affiliation: Yes

Action Steps

- Goals established will be informed by expert consideration (Chief Diversity Officer – CDO) in consultation with UCCS Cabinet. Currently, the campus has an interim CDO – search efforts are being expedited for the fall 2021 with goals and actions steps submitted spring 2022.

Source: CU System & Campus Offices of Institutional Research.

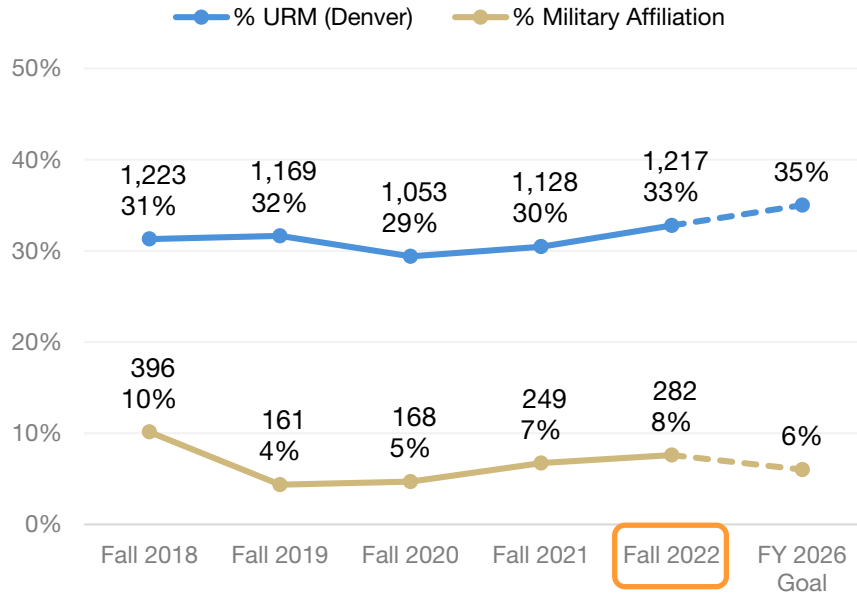
Boulder URM is defined to include Hispanic, Black, American Indian. UCCS URM (BIPOC) = Black, Indigenous, People of Color (includes all non-white, non-international)

Veteran includes people who have served in the US Armed Forces



Denver - Percent of New Students

Charts display the percentage of new students



Annual progress goal achieved (annual improvement):

URM (Denver): Yes

Military Affiliation: Yes

Action Steps

1. Leverage HSI and AANAPISI status to recruit and retain a diverse student population
2. Enhance student support services for underrepresented student populations
3. Implement actions/plans from CU Denver's equity task force

Source: CU System & Campus Offices of Institutional Research.

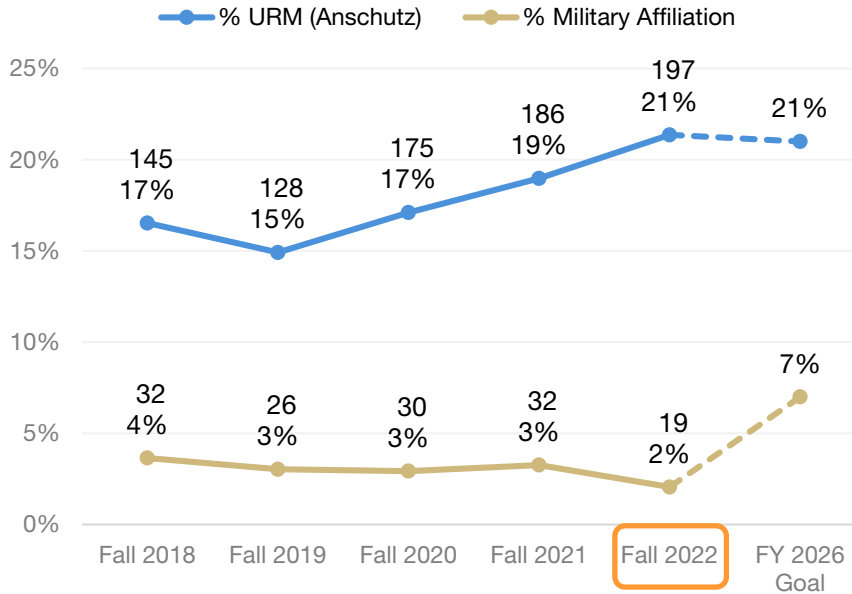
Boulder URM is defined to include Hispanic, Black, American Indian. UCCS URM (BIPOC) = Black, Indigenous, People of Color (includes all non-white, non-international)

Veteran includes people who have served in the US Armed Forces



Anschutz - Percent of New Students

Charts display the percentage of new students



Annual progress goal achieved (annual improvement):

URM (Anschutz): **Yes**

Military Affiliation: **No**

Action Steps

1. Maintain and elevate student recruitment strategies through partnership of the Office of Student Affairs and the Office of Diversity, Equity, and Inclusion
2. Enhance our culture of belonging for students
3. Development of Center for Health Equity in phase 2 planning with community advisory board
4. Student driven initiatives Black Student Collective (40+ Black and ally students)
5. Integration of student disability services office into campus-wide DEI structure

Source: CU System & Campus Offices of Institutional Research.

Boulder URM is defined to include Hispanic, Black, American Indian. UCCS URM (BIPOC) = Black, Indigenous, People of Color (includes all non-white, non-international)

Veteran includes people who have served in the US Armed Forces



Campus & Workplace Culture Survey

CWC Survey Administration

- Survey administration occurred fall 2021
- Survey distributed at all CU campuses and System Office, to all students, faculty and staff
- Each campus administered the survey to their populations

Civility

- Question – Within the last 12 months, have you experienced any of these behaviors in the context of your CU-related activities (in- person or remote)? Please select all that apply.

Harassment

- Question – I feel like my concerns would be taken seriously by CU if I reported a problem related to identity-based discrimination or harassment (attributed to protected classes such as race, sexual orientation, gender, disability, etc.), or sexual misconduct, intimate partner abuse (including domestic/dating violence) or stalking

Acceptance/Culture

- Question – I am comfortable expressing ideas or opinions in class/department without fear it will affect how people in the class/department treat me.

PILLAR 4: Fiscal Strength



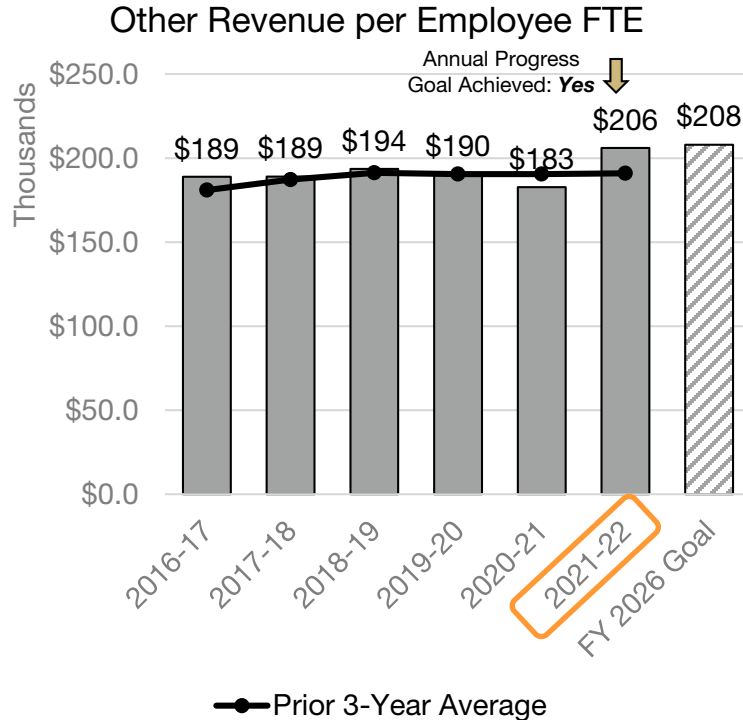
What is “Other Revenue per Employee”?

- All revenue, except state funding and undergraduate resident tuition
 - This amount is then divided by the total number of employees (FTE)



Other Revenue per Employee – Boulder

Other Revenue is calculated from Total Revenue less State Funding and Undergraduate Resident Tuition Revenue



Action Steps

- Continue to identify revenue-generating opportunities through campus initiatives such as Financial Futures
 - Focusing on student success through BUS-LIT with the goals of improving recruitment, retention and graduation rates
 - Partnered with Verto Education and making other efforts to increase transfer student enrollment
 - Focused efforts, such as AB NEXUS and increasing grant writers, to grow the research enterprise and increase research awards
- Support auxiliary units as they restore operations/opportunities post-pandemic
 - Provided support to student fee-funded operations due to lower fee revenue from a late spring start
 - Re-structured debt, in coordination with Treasury, to provide debt service payment relief

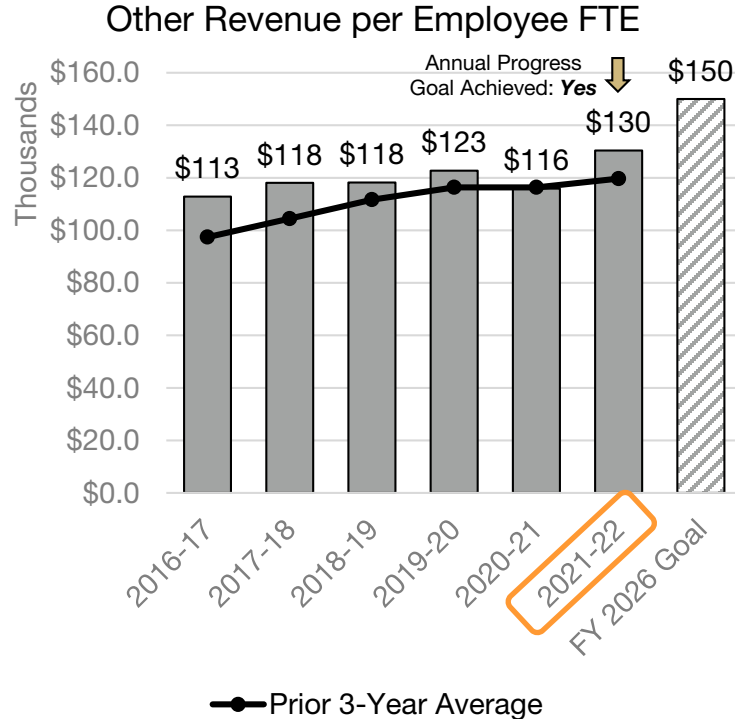
Source: CU System Institutional Research, based on final annual financial statements.

Employee FTE based on IPEDS Human Resources survey. Other Revenue is calculated from Total Revenue less State Funding and Undergraduate Resident Tuition Revenue



Other Revenue per Employee – UCCS

Other Revenue is calculated from Total Revenue less State Funding and Undergraduate Resident Tuition Revenue



Action Steps

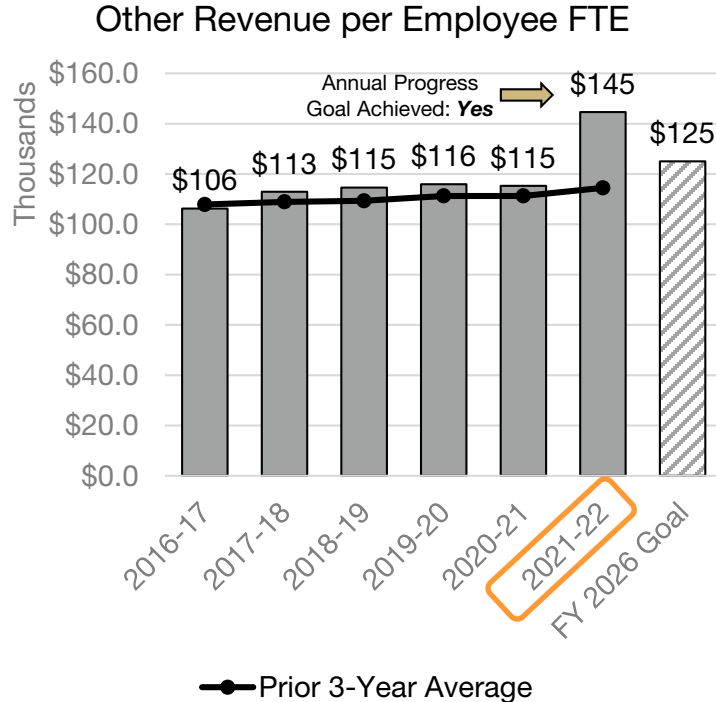
Auxiliary growth at 2%, restricted at 3% per year and employee FTE at 0.5% per year. This has an increasing effect on total revenue. Following are areas that could impact our “Other Revenue” goal:

1. Online initiative, non-res growth, P3 partnerships (Cyber, ENT, Hybl, Lane)
 - Non-resident growth in tuition revenue has increased 2% since FY 2018-19
 - Newly renovated O’Neil Cybersecurity Education and Research Center opened in May
 - Six research labs
 - State-of-the-art classrooms



Other Revenue per Employee – Denver

Other Revenue is calculated from Total Revenue less State Funding and Undergraduate Resident Tuition Revenue



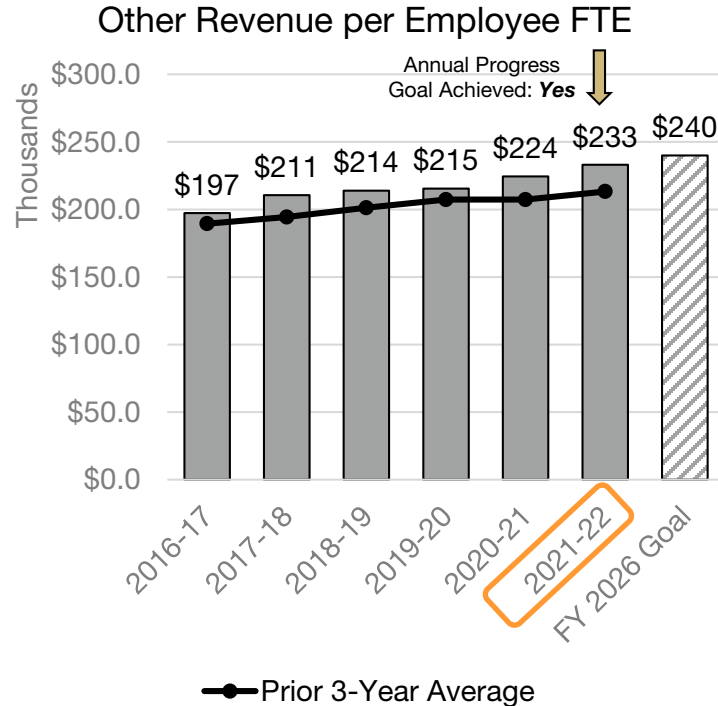
Action Steps

1. Leverage CU Denver's budget model, which incentivizes schools and colleges to diversify revenue sources
 - Budget model has been used for the last five years, leading to an increase in graduate, non-resident, and continuing professional education revenue
2. Increase post-traditional and out of state enrollment
 - Strong growth in out-of-state and graduate enrollment in last two years
3. Grow funded research and partnerships
 - Moving forward with construction of Engineering Building
 - Currently in process of identifying and selecting research grant challenges



Other Revenue per Employee – Anschutz

Other Revenue is calculated from Total Revenue less State Funding and Undergraduate Resident Tuition Revenue



Action Steps

1. Continue development of innovations

- **CU Innovations**
 - Bringing industry, entrepreneurs and investors together to help researchers create biomedical technology
- **Gates Institute**
 - Matching gifts to advance novel therapeutics clinical trials
- **Data-driven Health Outcomes**
 - Transforming data and analysis from bench to bedside



What is “EUI”?

- EUI, or Energy Use Intensity, expresses a building’s energy use as a function of its size. EUI is expressed as energy per square foot per year.

What is “GHG”?

- Greenhouse gas (GHG) is measured in metric tons of carbon dioxide equivalent or MTCO₂e. This unit represents an amount of a GHG whose atmospheric impact has been standardized to that of one unit mass of carbon dioxide based on the global warming potential of the gas.

What is “FCI”?

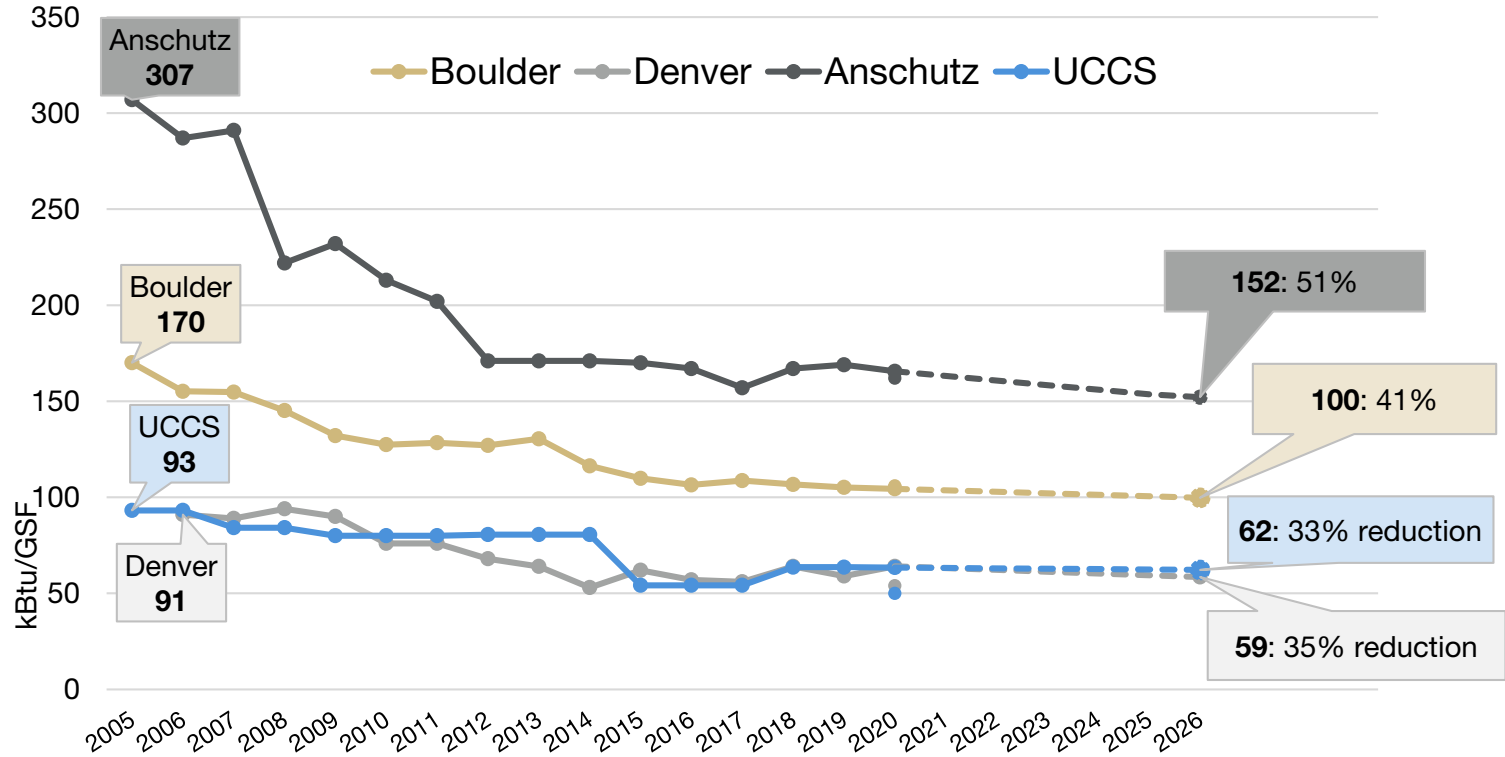
- The Facilities Condition Index (FCI) measures the cost of remedying a building’s deficiencies compared to the building’s current replacement value. The target FCI is 85.
- If a building FCI is below 85, the building deficiencies are broadly described as deferred maintenance, or any outstanding maintenance or repair needs that have been delayed, typically because of budget constraints.

Energy Use Intensity (EUI)

Energy per square foot per year



Energy Use Intensity – Goals (with 2020 actuals)





Energy Use Intensity

Definition and Action Steps

- 1. Standardize the way that campuses calculate EUI**
 - Campuses are closely aligned in how data is reported

- 2. When possible, create or maintain a fund at the campus-level to finance green initiatives**
 - Boulder: Considering funding strategies through development of Climate Action Plan
 - Denver: Auraria Sustainable Campus Program
 - Anschutz: Project-specific rebates from Xcel Energy for conservation projects, such as ongoing lighting upgrades and improved building metering
 - UCCS: Green Action Fund
 - One-year gap in student fee, pursue renewal in Spring 2024
 - Sufficient funding to support program through FY 2023-24

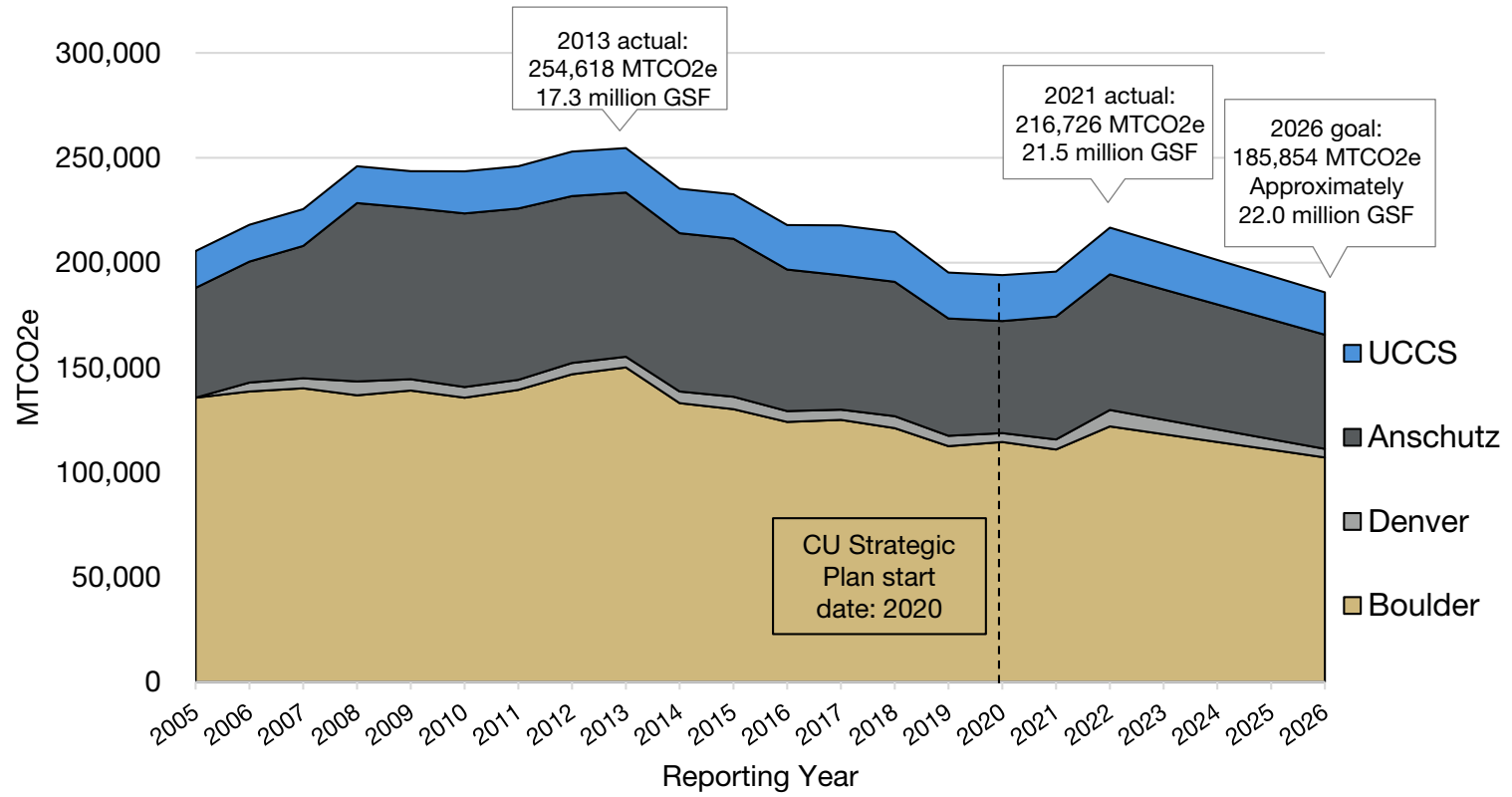
- 3. Upgrade 1800 Grant parking garage and stairwell lighting to LED**
 - Garage converted in 2020
 - Building lighting is replaced floor-by-floor when other upgrades are undertaken

Greenhouse Gas Emissions (GHG)

Metric tons of carbon dioxide

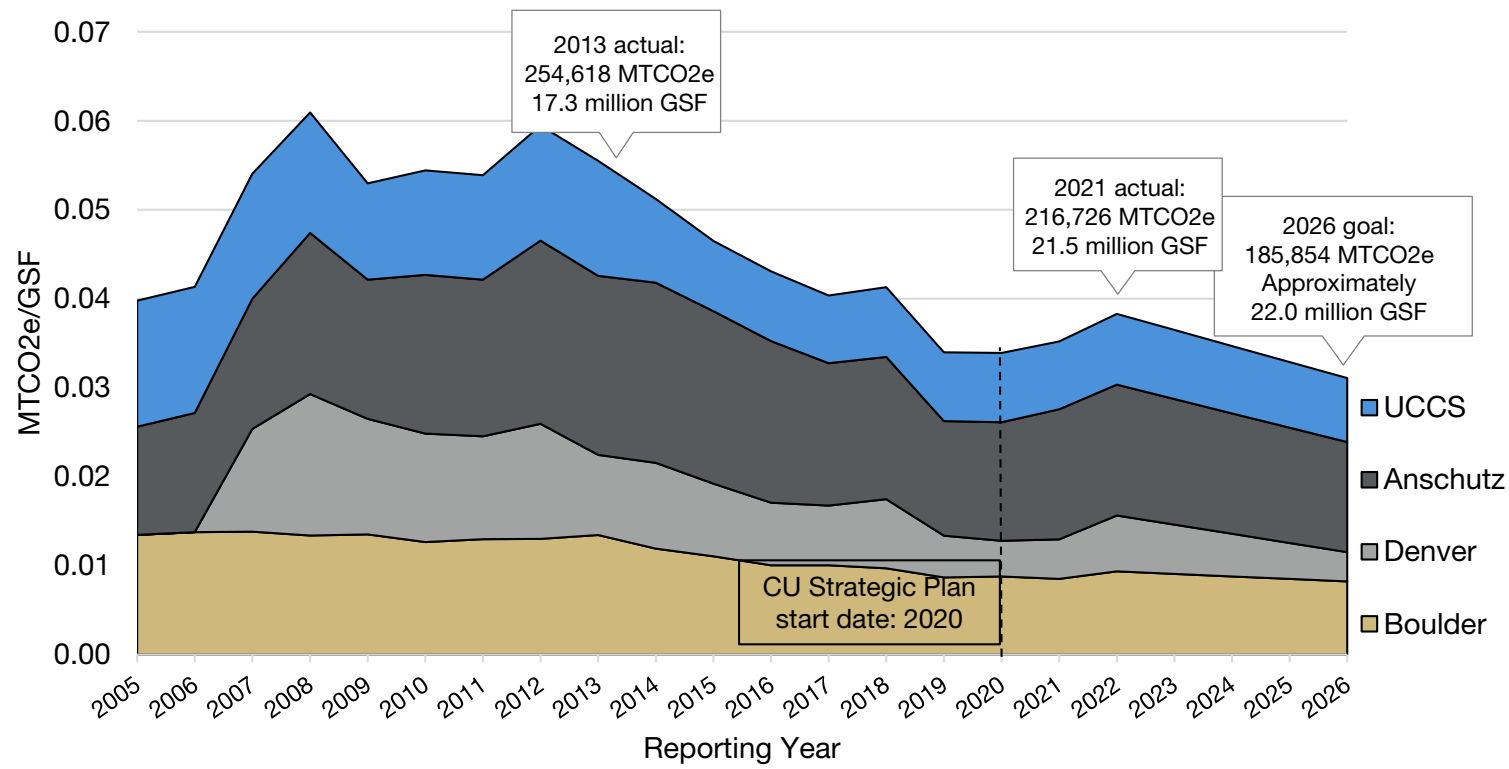


Greenhouse Gas Emissions – Progress Toward Goal





Greenhouse Gas Emissions – Progress Toward Goal





Greenhouse Gas Emissions Action Steps

In the Strategic Plan, campuses committed to the following action steps:

1. Update Campus Climate Action Plans with focus on reducing greenhouse gas emissions
2. Look for opportunities to transition to green vehicle fleet
3. Increase the renewable energy mix within campus energy portfolio
4. Identify energy-savings opportunities in capital improvement projects, including deferred maintenance projects
 - Replace legacy equipment with more energy efficient equipment in all spaces including labs, residence halls and offices



Greenhouse Gas Emissions

Examples: Boulder

1. Climate Action Plan in development, completion planned for fall 2023
 - Originally planned to address Scope 1 and 2 GHG emissions. Will expand to parts of Scope 3
 - Incorporates climate justice as part of evaluation of all recommended strategies
2. Campus on track to replace four buses by 2023
 - Awarded two EPA Diesel Emissions Reduction Act (DERA) grants totaling \$1.7 million
 - 45% cost share to purchase four battery electric buses
 - Two battery electric buses went into service November 2022 and two are scheduled for fall 2023
3. Campus solicited energy performance contract earlier this year
 - Currently at 60% of the assessment stage for 18 buildings
 - Goal is to develop a project with 15-year simple payback
 - Assessing potential east campus solar project
4. Capital improvement projects
 - Miramontes Baca Building | planned completion 2023 | addresses \$9.7 million of deferred maintenance
 - Engineering North Wing North Tower | completed 2022 | addresses \$9.0 million of deferred maintenance
 - Campus replacing legacy equipment where possible



Greenhouse Gas Emissions

Examples: Denver

1. Auraria Campus Draft Campus Climate Action Plan
 - Focused on reducing greenhouse gas emissions
 - Presented to the Auraria Executive Council November 2022
 - Institutional leaders asked to make public commitment to work toward goals
2. Campus on track to phase out gas-powered equipment
 - Replaced gas carts with electric carts
 - Replaced gas-powered grounds equipment with battery-powered equipment
3. Increase the renewable energy mix within campus energy portfolio
4. Identified energy savings opportunities in 2023 Engineering Audit
 - Planned replacement of dated, inefficient cooling units in Business School
 - Planned replacement of obsolete mechanical system in Lawrence Street Center
 - Campus replacing legacy equipment where possible



Greenhouse Gas Emissions

Examples: Anschutz

1. Draft Facilities Masterplan
 - Will inform future Energy Master Plan and Climate Action Plan
2. Campus on track to phase out gas-powered equipment
 - Replaced one fossil fuel vehicle with an electric van
 - Researching gas-to-electric conversions
3. Completed Campus Safety and Emergency Preparedness Facility
 - Expect LEED Net Zero Certification after one year of operation
 - Includes 270kW of solar on roof and covered parking
4. Capital improvement projects
 - Bundled energy project will complete 25 energy conservation measures in 5 buildings
 - Estimated GHG reduction = 4,500 metric tons per year
 - Campus replacing legacy equipment where possible



Greenhouse Gas Emissions

Examples: UCCS

1. UCCS Sustainability Strategic Plan 2030 approved Spring 2022
2. Campus on track to replace one vehicle this year and meet goal of replacing one diesel bus with an electric battery bus by 2026
 - Replaced 2005 Ford Explorer with 2022 Ford F-150 Hybrid
 - Evaluating electric ride-on and stand-up mowers
 - Pursuing several grant opportunities
3. Campus solicited energy performance contract in early 2023
 - Investment Grade Audit (IGA) completed Spring 2023
 - Includes an estimated \$3.5 million in capital improvement projects
4. Capital improvement projects
 - Planned improvements to Columbine Hall | lighting upgrades, roof replacement, and new HVAC and controls | addresses \$2.3 million deferred maintenance
 - Planned improvements to Engineering Building Renovation | energy efficiency improvements reduce costs by estimated \$50,000/year | addresses \$13.0 million deferred maintenance
 - Campus replacing legacy equipment where possible

Facilities Condition Index (FCI)

Campus average index of building condition

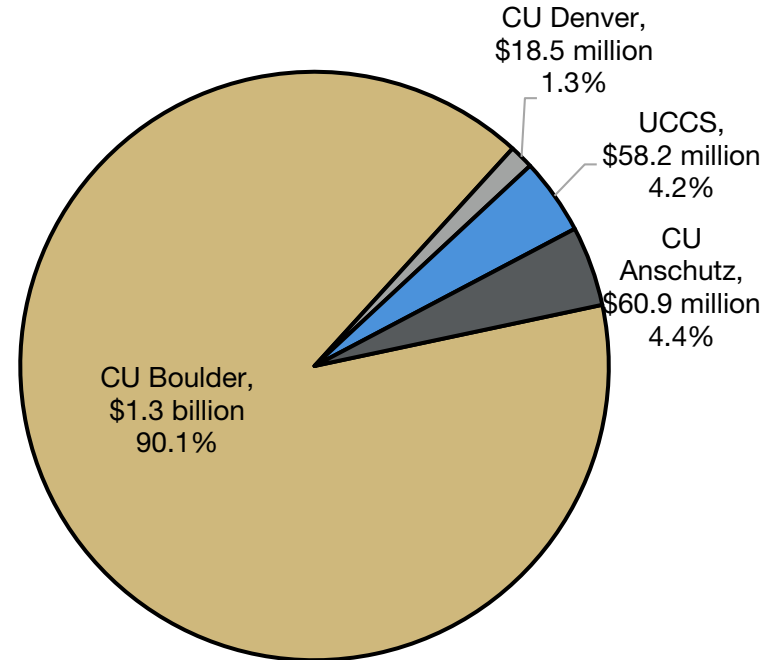


Facilities Condition Index – Deferred Maintenance

Total Deferred Maintenance Backlog

Campus	2020	2021	2022
CU Boulder	\$1,126,941,402	\$1,172,491,811	\$1,250,189,042
General Fund	\$666,848,420	\$698,596,040	\$752,598,483
Non-General Fund	\$460,092,982	\$473,895,771	\$497,590,559
CU Denver	\$16,693,369	\$17,252,426	\$18,464,654
General Fund	\$15,973,069	\$16,532,126	\$17,826,104
Non-General Fund	\$720,300	\$720,300	\$638,550
UCCS	\$43,553,057	\$52,572,846	\$58,187,926
General Fund	\$40,149,914	\$48,464,917	\$49,563,388
Non-General Fund	\$3,403,143	\$4,107,930	\$8,624,538
CU Anschutz	\$48,791,183	\$54,482,265	\$60,868,573
General Fund	\$35,951,120	\$39,449,652	\$44,294,367
Non-General Fund	\$12,840,063	\$15,032,613	\$16,574,206
Total	\$1,235,979,011	\$1,296,799,349	\$1,387,710,195
General Fund	\$758,922,523	\$803,042,735	\$864,282,342
Non-General Fund	\$477,056,488	\$493,756,614	\$523,427,853

Source: Campuses



Note: Campus deferred maintenance backlog numbers reflect the cost to achieve a campus average Facility Condition Index (FCI) score of 85%.

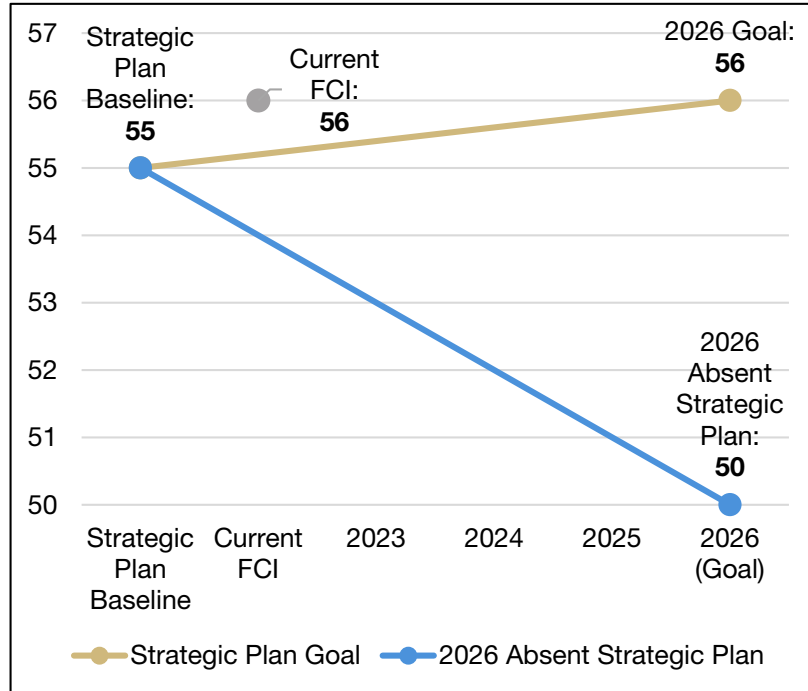


Action Steps – Facility Condition Index (FCI)

- 1. Routine assessment of facility condition and deferred maintenance**
Develop a uniform methodology across the campuses to assess facilities and calculate the deferred maintenance backlog. Report current replacement value to the state.
- 2. Plan for funding maintenance of new and renovated buildings**
- 3. Long-term funding and spending plan to:**
 - Stop the growth of the deferred maintenance backlog;
 - Significantly reduce the backlog of deferred maintenance, particularly critical need; and
 - Proactively fund preventative maintenance.
- 4. Reduce deferred maintenance backlog or backlog growth**



Facilities Condition Index Action Steps – CU Boulder



Facilities Condition Index

- Current index for all facilities – 56%
 - 95 buildings below 85% FCI
 - 15 buildings above 85% FCI
- FCI impacted by new square footage
 - Additions IMIG, Business-Engineering, Ramaley, 1135 Broadway
- Backlog cost affected by inflation

Deferred Maintenance – FY 2022-23

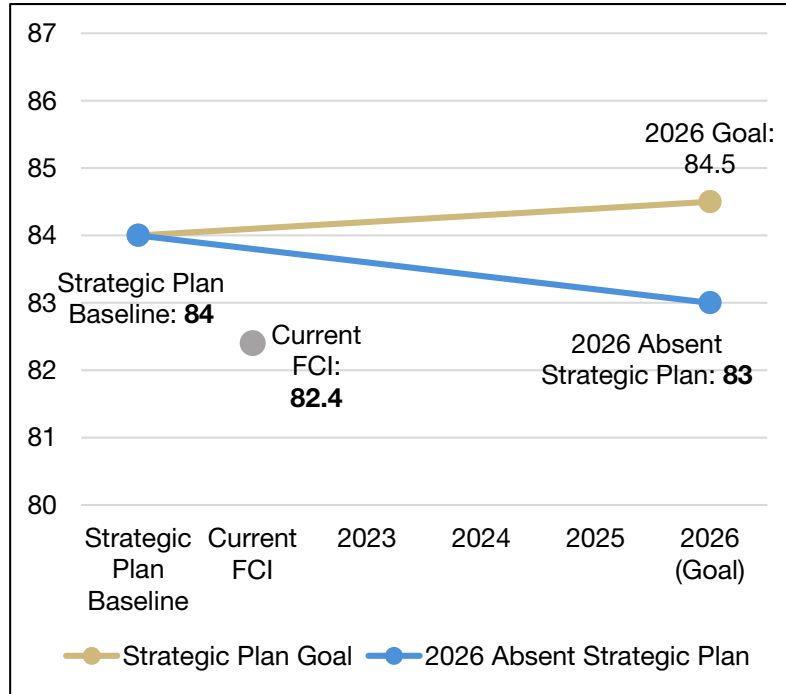
- University-funded - \$25 million
 - Miramontes Baca Phase II - \$9.7 million
 - NWNT Renovation projection - \$9 million
- State-funded - \$3.6 million
- Slowed growth of backlog by \$23 million

Upcoming Projects – DM/FCI Impact

- University-funded
 - Old Main Exterior Preservation - \$7 million
 - Annual Small Project Allocation - \$10 million
- State-funded
 - Hellemes - \$36.8 million in deferred maintenance
 - Average annual controlled maintenance funding - \$3.7 million



Facilities Condition Index Action Steps – CU Denver



Facilities Condition Index

- Current index for all facilities – 82.4%
 - 2 buildings below 85% FCI
 - 2 buildings above 93% FCI
- Backlog cost increased approximately 7% from previous fiscal year

Deferred Maintenance – FY 2022-23

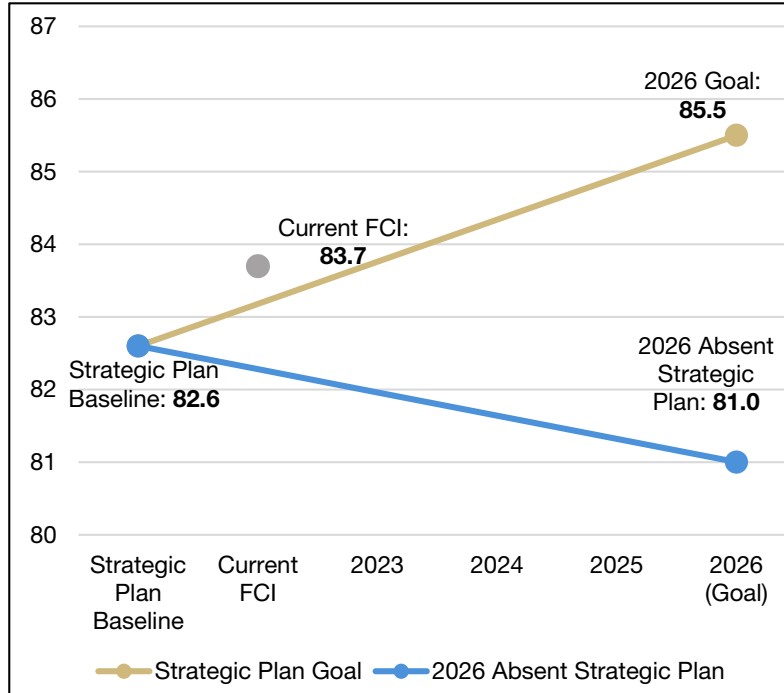
- University-funded - \$2.4 million
- State-funded - \$1.2 million
 - CU Denver Building Electrical Distribution (Phase 2 of 2)

Upcoming Projects – DM/FCI

- University-funded
 - \$1.6 million
- State-funded
 - Fire protection replacement, CU Denver Building - \$1.8 million



Facilities Condition Index Action Steps – CU Anschutz



Facilities Condition Index

- Current index for all GF facilities – 83.7%
 - 10 buildings below 85% FCI
 - 15 buildings above 85% FCI
- Backlog cost increased 11.7% from previous fiscal year

Deferred Maintenance – FY 2022-23

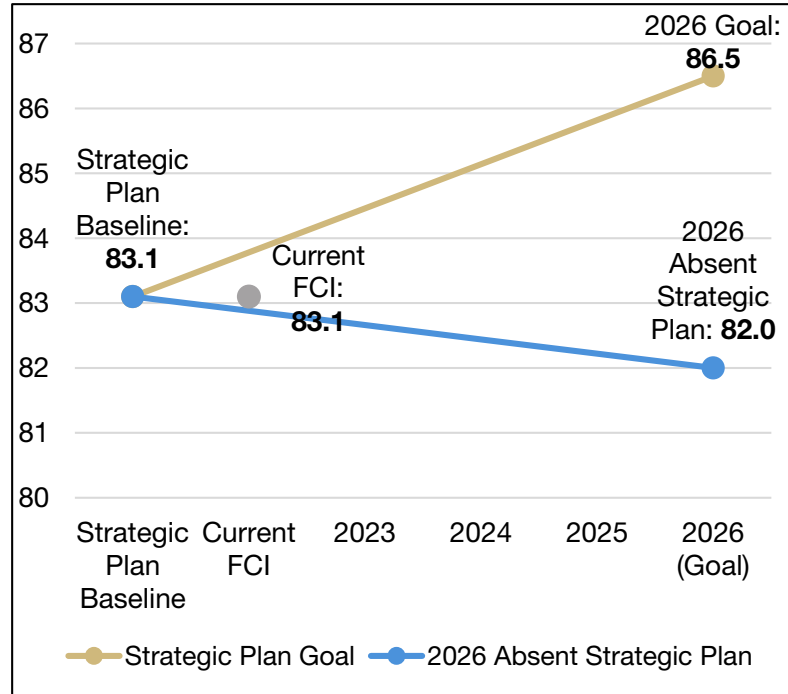
- University-funded - \$2.3 million
- State-funded - \$5.5 million

Upcoming Projects – DM/FCI

- University-funded
 - \$2.2 million
- State-funded
 - Fitzsimons Heating Upgrades - \$1.2 million
 - Academic Office Curtain Wall Repairs - \$1.6 million
 - School of Dental Medicine Façade Repairs - \$1.2 million
 - Research 1 Vivarium Ventilation Upgrades - \$2.4 million
 - State Historical Fund matching grant for ongoing window replacements, Fitzsimons Building - \$250,000



Facilities Condition Index Action Steps – UCCS



Facilities Condition Index

- Campus average FCI is 83.1%
 - 47 buildings below 85% FCI
 - 24 buildings above 85% FCI
- Average FCI is skewed due to newer buildings
- Backlog cost affected by inflation

Deferred Maintenance – FY 2022-23

- University-funded - \$1 million
 - 3.2% of total major maintenance needs
- State-funded - \$0.8 million

Upcoming Projects – DM/FCI

- University-funded
 - Engineering Building renovation – \$9 million of DM
- State-funded
 - Elevator modernization projects, Phase 3 - \$2.0 million
 - Chiller replacement, El Pomar Center, Kramer Family Library - \$2.0 million
 - Upgrade controls, El Pomar Center, Kramer Family Library - \$1.1 million



Energy Use Intensity

Definition and Action Steps

EUI expresses a building's energy use as a function of its size. EUI is expressed as energy per square foot per year.

In the Strategic Plan, campuses committed to three action steps:

1. Standardize the way that campuses calculate EUI
2. When possible, create or maintain a fund at the campus-level to finance green initiatives
3. Upgrade 1800 Grant parking garage and stairwell lighting to LED