

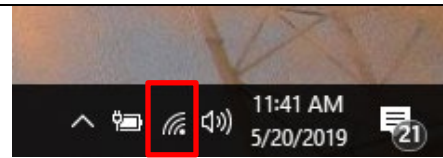
How to Connect to CUSYS-Guest Wireless

PURPOSE:

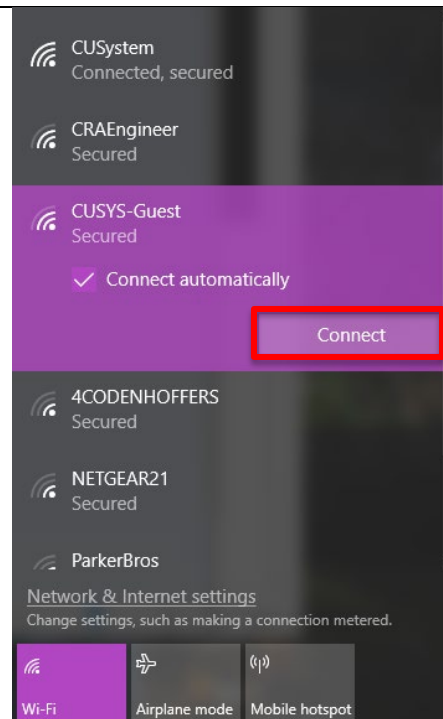
- How to connect to CUSYS-Guest Wireless

HOW TO CONNECT TO CUSYS-GUEST WIRELESS ON WINDOWS:

When connecting to the guest Wi-Fi at 1800 Grant, the first step is to select the Wi-Fi name to connect. You will **click the Wi-Fi symbol** in the bottom right corner of your desktop, shown in the red box.



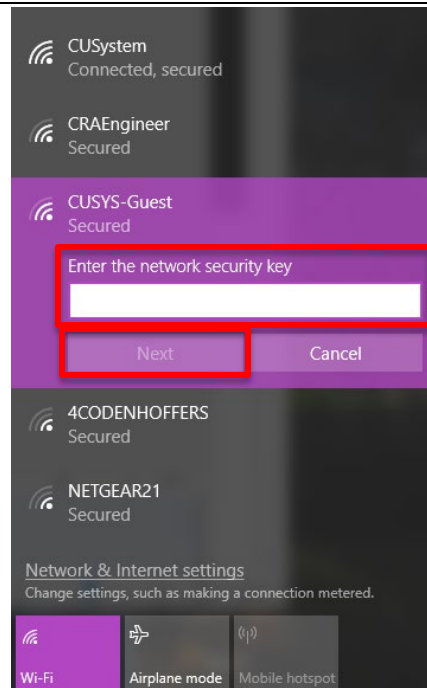
Select **CUSYS-Guest** and **click connect**.



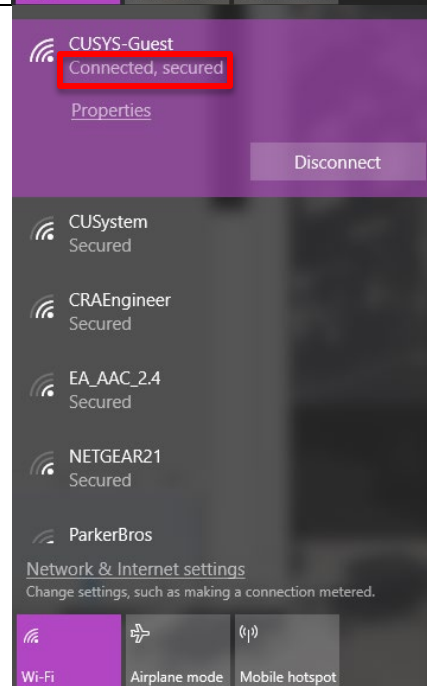
UIS SERVICE DESK

WIRELESS & NETWORK

Enter the password TheB0ss4cuf! and click Next.



When connected it will say "connected, secured" under the Wi-Fi name.



University of Colorado
Boulder | Colorado Springs | Denver | Anschutz Medical Campus
UNIVERSITY INFORMATION SERVICES

Contact UIS
Call: (303) 860 4357
Email: help@cu.edu