

Marketing Cloud Image Best Practices ^[1]

July 30, 2020 by [Melanie Jones](#) ^[2]

Images used in Marketing Cloud emails need to be formatted to a certain size **before being uploaded** to Marketing Cloud. If you don't, the email might appear fine in Marketing Cloud but when it gets delivered to inboxes, it may be formatted poorly. Recipients of poorly formatted emails are less likely to engage with the content and more likely to unsubscribe.

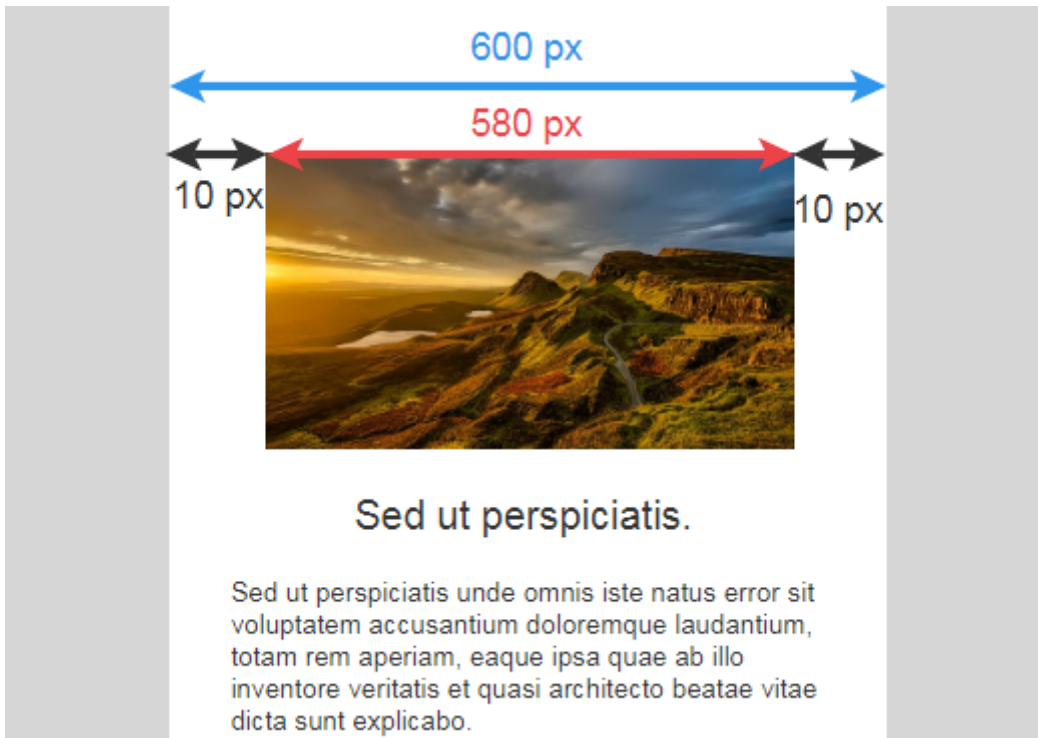
While the basic rule is to never upload an image wider than 600 pixels wide, the examples below serve as a guide to help you determine what size images are appropriate for your custom-designed email. If you have additional questions, contact your eComm specialist.

- If a large image is uploaded to Marketing Cloud (e.g. 1200 px wide), that's the image size that will display in some recipients' inboxes, forcing them to scroll right to read the content. It will also take twice as long to download.

One Column Layout

1. If you have one image taking up the entire width of the email, it should be uploaded no wider than 600 px.

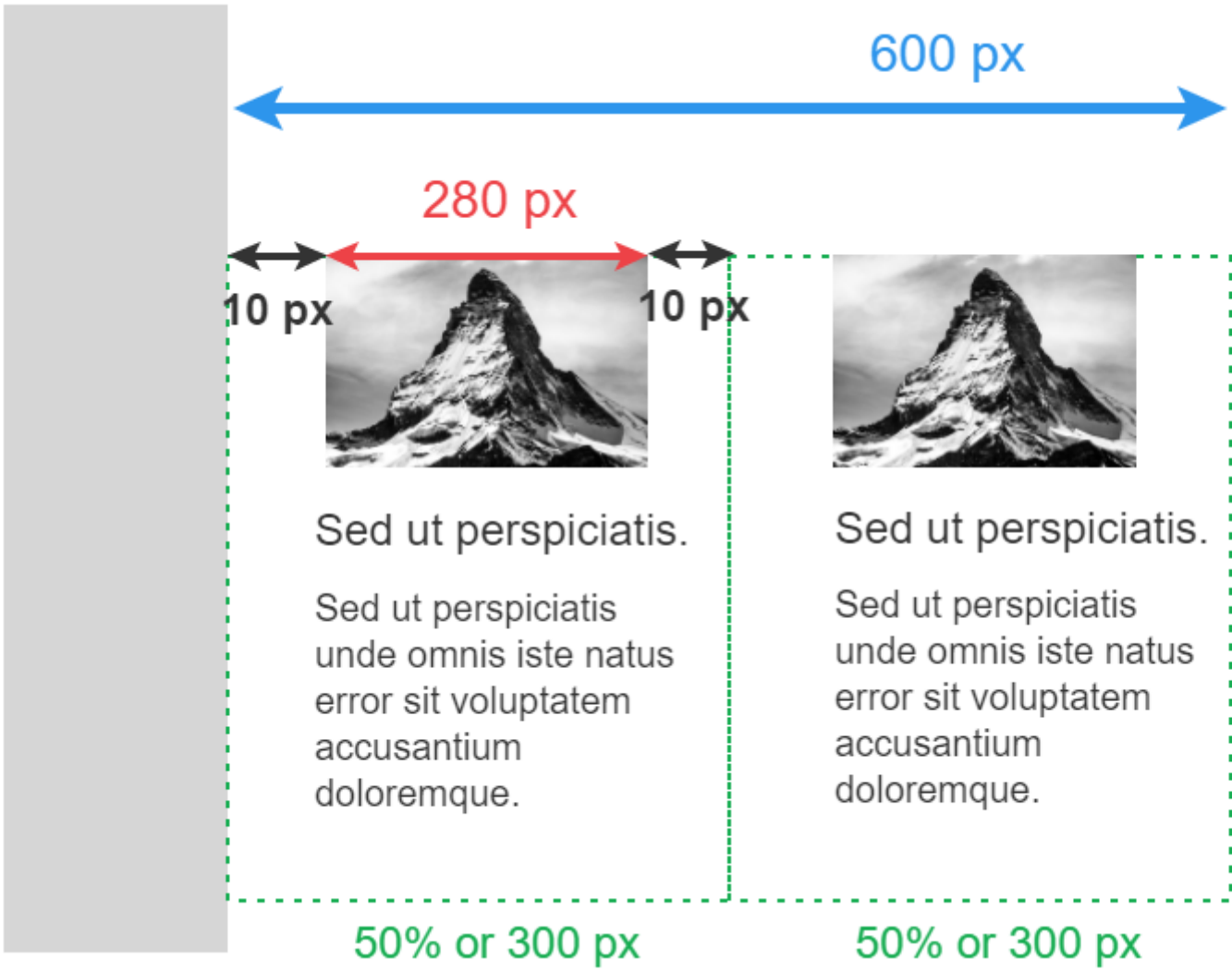
- In this example, I have added 10 padding on each side of the image (20 total). $600 - 20 = 580$ which is what my image should be resized to **BEFORE** uploading it to Marketing Cloud.



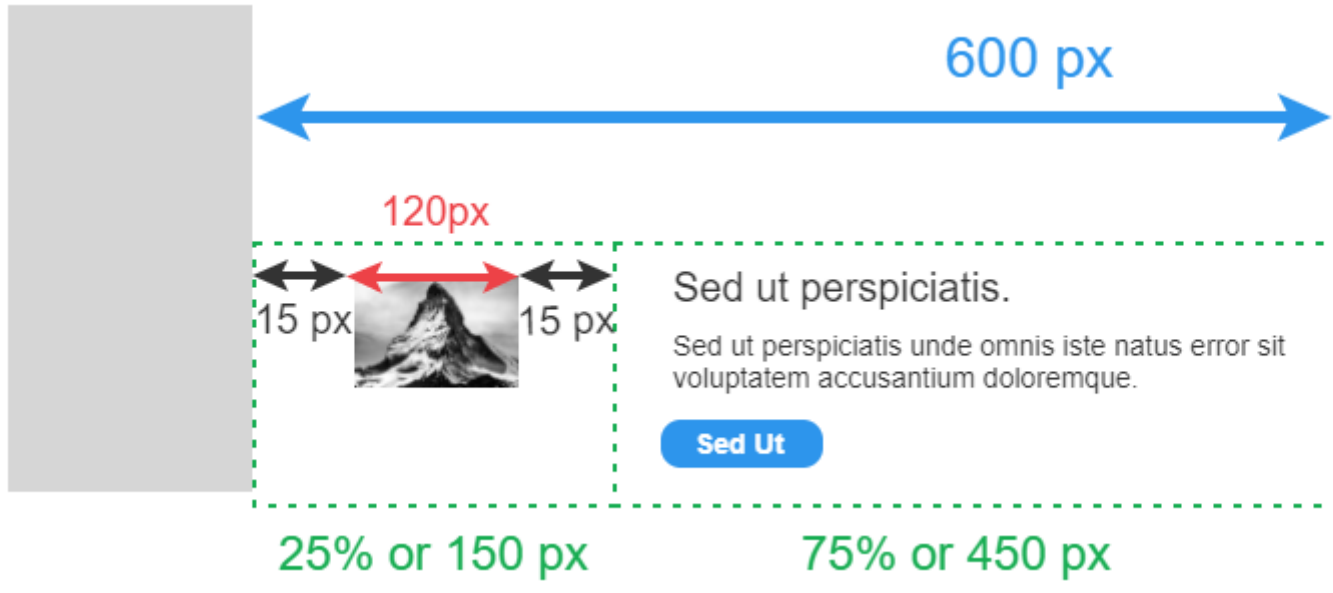
Two Column Layout

If you have two columns, each with an image, they should be uploaded no wider than 300 px.

- Below, the 2 columns are split 50/50 (or 300 pixels wide). I have added 10 padding on the sides of the image (20 total). $300-20=280$ which is what both images should be resized to **BEFORE** uploading them to Marketing Cloud.



- In this 'newsletter' example, I have added 15 padding on each side of both images (30 total). $600-30=570/2=285$ which is what both images should be resized to **BEFORE** uploading them to Marketing Cloud.



Scale to Fit

Assuming this layout is set to stack, 'Scale to Fit' should NOT be checked.



University of Colorado **Boulder**



[Why Your Cucumbers and Tomatoes Won't Grow, and Other Garden Woes This Summer](#)

KUNC

(Aug. 20, 2020) -- [Adrian Carper](#), a postdoctoral researcher at CU Boulder, said that a poor tomato crop could point to a disruption in the bumblebee population.

This is because 'Scale to Fit' will force the image to render to the size of the device it is being viewed on. In this case, the small thumbnail image will be blown up on a mobile device and will appear pixelated (image below).



[Why Your Cucumbers and Tomatoes Won't Grow, and Other](#)

Instead, there are two good options:

Do NOT check 'Scale to Fit' so it doesn't expand to the screen:



[Why Your Cucumbers and Tomatoes Won't Grow, and Other Garden Woes This Summer](#)

KUNC

(Aug. 20, 2020) -- [Adrian Carper](#), a postdoctoral researcher at CU Boulder, said that a poor tomato crop could point to a disruption in the bumblebee population.

"Bumblebees are the great tomato pollinators," Carper said. "They hold onto the flower with their

Or 'Hide' the image content block.



[Why Your Cucumbers and Tomatoes Won't Grow, and Other Garden Woes This Summer](#)

KUNC


(Aug. 20, 2020) -- [Adrian Carper](#), a postdoctoral researcher at CU Boulder, said that a poor tomato crop could point to a disruption in the bumblebee population.

"Bumblebees are the great tomato pollinators," Carper said. "They hold onto the flower with their mandibles and they'll curl their abdomen under and then you'll hear them buzzing their wings together and raining the pollen out at a

Three Column Layout

If you have three columns, each with an image, they should be uploaded no wider than 200 px.

- Below, let's look at each individual column (33% of the overall email or 200 pixels wide). I have added 10 padding on each side of the image (20 total). $200-20=180$ which is what all three images should be resized to **BEFORE** uploading them to Marketing Cloud.



Scale to Fit

'Scale to Fit' should NOT be checked in this situation.



Ut enim ad minima veniam,
quis nostrum
exercitationem ullam
corporis suscipit
laboriosam, nisi ut aliquid
ex ea commodi
consequatur?

Button Text



Ut enim ad minima veniam,
quis nostrum
exercitationem ullam
corporis suscipit
laboriosam, nisi ut aliquid
ex ea commodi
consequatur?

Button Text



Ut enim ad minima veniam,
quis nostrum
exercitationem ullam
corporis suscipit
laboriosam, nisi ut aliquid
ex ea commodi
consequatur?

Button Text

This is because 'Scale to Fit' will have the image render to the size of the device it is being viewed on. In this case, the small thumbnail image will be blown up on a mobile device and will appear pixelated(image below).



Ut enim ad minima veniam, quis nostrum exercitationem ullam corporis suscipit laboriosam, nisi ut aliquid ex ea commodi consequatur?

Instead, there are two good options:

Do NOT check 'Scale to Fit' so it doesn't blow up:



Ut enim ad minima veniam, quis nostrum exercitationem ullam corporis suscipit laboriosam, nisi ut aliquid ex ea commodi consequatur?

Button Text

Or 'Hide' the content block

Ut enim ad minima veniam, quis nostrum exercitationem ullam corporis suscipit laboriosam, nisi ut aliquid ex ea commodi consequatur?

Button Text

?

Recorded Session

Test your knowledge with the quiz below.

Related Content

- [What is Marketing Cloud? Where can I get an overview?](#) [3]
- [What Marketing Cloud new user training is offered?](#) [4]
- [Where can I access Marketing new user training materials online?](#) [5]
- [Where can I complete the short verification quiz?](#) [6]
- [Consider Accessibility](#) [7]
- [Designing for Mobile in Marketing Cloud](#) [8]
- [Text Block Tips in Marketing Cloud](#) [9]

Display Title:

Marketing Cloud Image Best Practices

Send email when Published:

Yes

Source URL:<https://www.cu.edu/blog/ecommerce-wiki/marketing-cloud-image-best-practices>

Links

[1] <https://www.cu.edu/blog/ecommerce-wiki/marketing-cloud-image-best-practices>

[2] <https://www.cu.edu/blog/ecommerce-wiki/author/39> [3] <https://www.cu.edu/blog/ecommerce-wiki/tool-overview>

[4] <https://www.cu.edu/ecommerce/access-training/new-user-training> [5] <https://www.cu.edu/blog/ecommerce-wiki/ecommerce-upgrade-new-user-training-marketing-cloud> [6] <https://www.cu.edu/ecommerce/access-training/post-training-verification> [7] <https://www.cu.edu/blog/ecommerce-wiki/accessibility-best-practices>

[8] <https://www.cu.edu/blog/ecommerce-wiki/designing-mobile> [9] <https://www.cu.edu/blog/ecommerce-wiki/text-block-tips-marketing-cloud>