

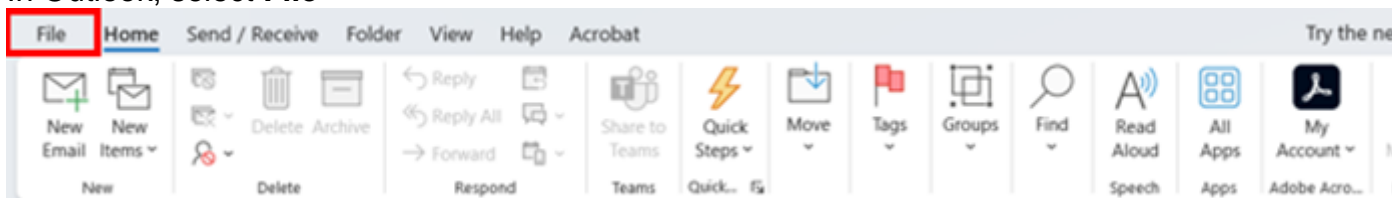
Select your default browser for links in Outlook [1]

January 22, 2024 by [ES](#) and [UIS Communications](#) [2]

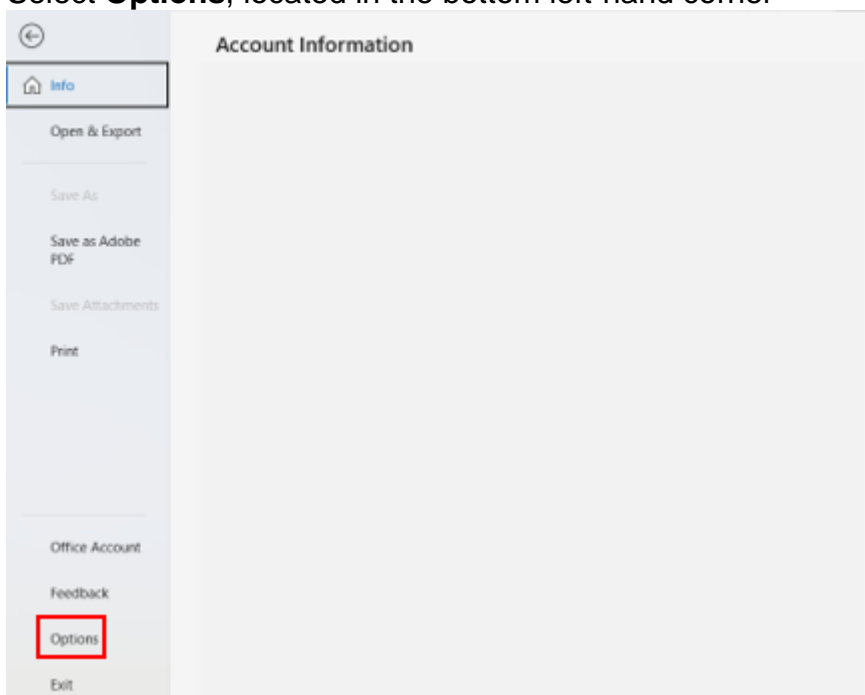
As of November 2023, all links opened in Microsoft Outlook automatically open in Microsoft Edge. Although this doesn't override your default browser in Windows, links will only open in Edge until the setting is disabled.

Disabling Edge as the default browser for links in Outlook

1. In Outlook, select **File**



2. Select **Options**, located in the bottom left-hand corner



3. In the options menu, select **Advanced**. Then, under the **File and browser preferences** tab, change the **Open hyperlinks in Outlook in:** option to

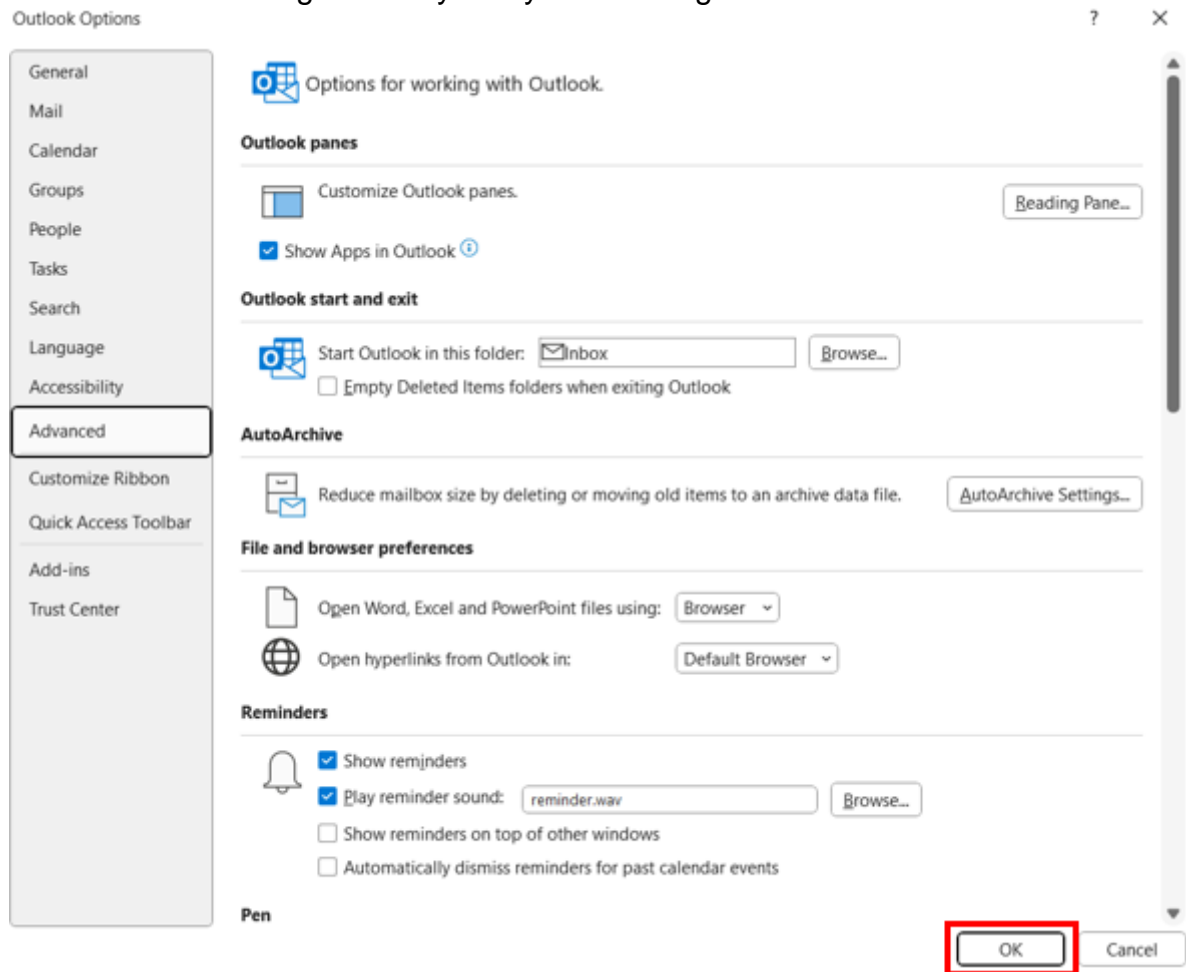
Default Browser

Outlook Options

The screenshot shows the Outlook Options dialog box with the 'Advanced' tab selected. The 'File and browser preferences' section is visible, where the 'Open hyperlinks from Outlook in:' dropdown menu is set to 'Default Browser'. The 'Advanced' tab in the left sidebar and the 'Default Browser' dropdown are highlighted with red boxes. Other sections include 'Outlook panes', 'Outlook start and exit', 'AutoArchive', and 'Reminders'. The 'Pen' section is partially visible at the bottom left. 'OK' and 'Cancel' buttons are at the bottom right.

4. Select **OK** to apply the change. Hyperlinks opened in Outlook will now open links in the

default browser designated in your system settings.



NOTE: Microsoft Teams has recently updated and has brought multiple new features and functionality changes. Review the [Teams' resource page](#) [3] for a full list of what's new or improved.

Microsoft [4], [Outlook email](#) [5]

Display Title:

Select your default browser for links in Outlook

Send email when Published:

No

Source URL: <https://www.cu.edu/blog/tech-tips/select-your-default-browser-links-outlook>

Links

[1] <https://www.cu.edu/blog/tech-tips/select-your-default-browser-links-outlook>

[2] <https://www.cu.edu/blog/tech-tips/author/110439> [3] <https://learn.microsoft.com/en-us/microsoftteams/new-teams-whats-changing>

[4] <https://www.cu.edu/blog/tech-tips/tag/microsoft>

[5] <https://www.cu.edu/blog/tech-tips/tag/outlook-email>