

Employee portal enhancements coming Oct. 21 [1]

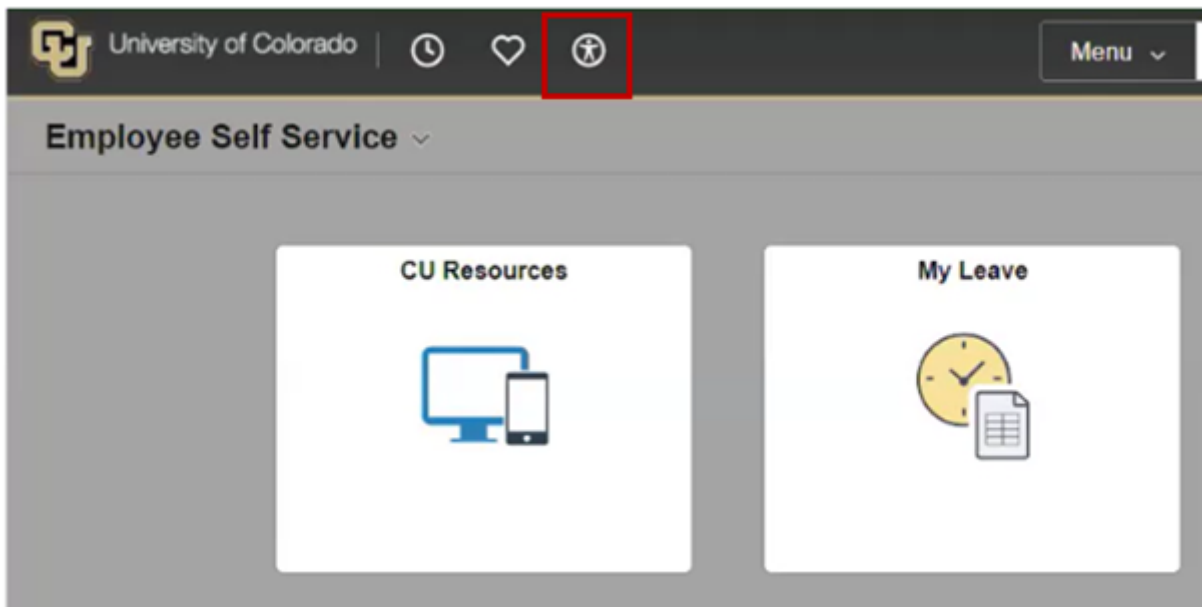


October 11, 2024 by [UIS Communications](#) [2]

Beginning Oct. 21, University of Colorado employees may notice several small changes to the portal user interface.

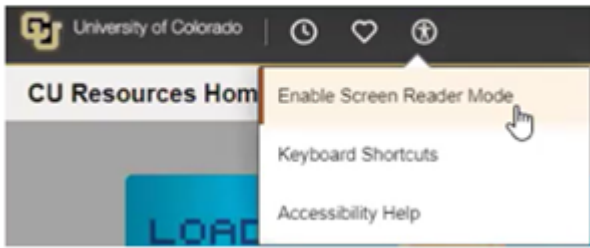
Accessibility

Within the employee portal, the screen reader icon will be on the top bar's left side, next to the favorites icon.

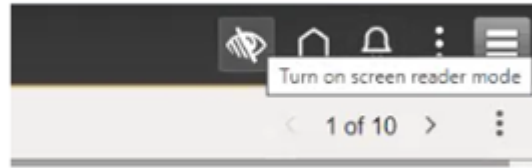


The previous screen reader icon was on the right side of the top bar, next to the home icon. When clicked, it offered only the option to turn the screen reader mode on or off.

NOW



BEFORE



The new screen reader icon offers three Accessibility options when clicked: **Enable Screen Reader Mode**, **Keyboard Shortcuts** and **Accessibility Help**, which details screen reader users' options.

Preferred Name

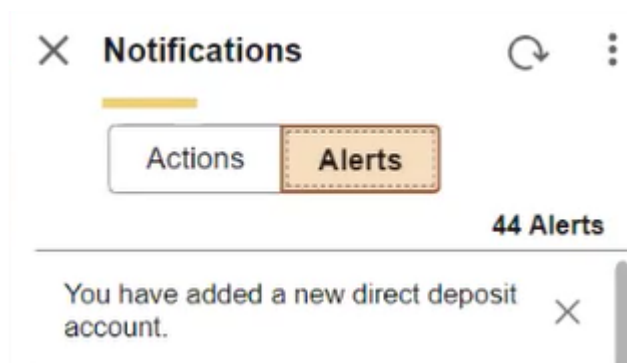
For several years, CU System and most CU campus users have been able to add, modify or remove a preferred name [3] within the employee portal. Currently, users see their legal name and preferred name displayed together in the portal.

Starting Oct. 21, users with a preferred name will see only the preferred name displayed.

Direct Deposit Security Features

The 2024 upgrade provides increased security measures when a direct deposit [4] account is viewed or updated.

- All but the final four digits of account numbers are masked. For example, an account number 12345678 will be displayed as XXXX5678.
- When a new direct deposit account is added, users will receive an alert within the employee portal in addition to a confirmation email.



If a user designates a bank not in CU's list, they will receive an alert message to contact Employee Services.

W-2

The update simplifies some navigation options on the [W2 page](#) [5]. Instead of a link to select a different tax year, there is now a drop-down menu to select the tax year. Users can click the **View PDF** or **View 1-2 Form** buttons.

BEFORE

View a Different Tax Year

Select Year End Form						Personalize [?] 1 of 1
Tax Year	W-2 Reporting Company	Tax Form ID	Issue Date	Year End Form	Filing Instructions	
2023	CU	W-2	01/29/2024	Year End Form	Filing Instructions	

NOW

Tax Year 2023

University of Colorado

Tax Form	Issue Date	Year End Form	PDF Version	Filing Instructions
W-2	01/29/2024	View W-2 Form	View PDF	Filing Instructions

Global Search

Global Search, available in the top ribbon on all portal pages, currently provides results with information about the source of each result. The new search results will provide more context about each specific result, which is helpful when searching a term used on multiple pages.

Note: The upgrade will take place Sunday, Oct. 20, from 6 a.m. to midnight, during which time the [enterprise portal](#) [6] will be unavailable. If you don't see these changes on Monday, Oct. 21, please [clear your cache and turn off your popup blocker](#). [7]

[Employee Portal](#) [8]

Display Title:

Employee portal enhancements coming Oct. 21

Send email when Published:

No

Source URL: <https://www.cu.edu/blog/uis-news/employee-portal-enhancements-coming-oct-21>

Links

[1] <https://www.cu.edu/blog/uis-news/employee-portal-enhancements-coming-oct-21>

[2] <https://www.cu.edu/blog/uis-news/author/65709> [3] <https://www.cu.edu/uis/access-it-security/identity-and-password-management/preferred-name> [4] <https://www.cu.edu/employee-services/payroll/self-service/direct-deposit> [5] <https://www.cu.edu/employee-services/payroll/self-service/w-2>

[6] <https://www.cu.edu/uis-glossary/enterprise-portal> [7] <https://www.cu.edu/blog/tech-tips/fix-website-issues-clearing-your-browser-cache> [8] <https://www.cu.edu/blog/uis-news/tag/employee-portal>