

CU Resources Portal ^[1]

Everything you need as an active CU employee is at your fingertips in the CU Resources section of the employee portal.

Easily complete simple tasks such as:

- Adding and updating your personal information
 - Submitting hours worked, sick and vacation leave requests in My Leave
 - Accessing your W-2

 - Setting up and adjusting your direct deposit
 - Updating your W-4
 - Viewing your paychecks and more
-

Access the portal

To access the employee portal, visit my.cu.edu ^[2] and click on your campus. Typically, you will sign in using your employee login and your password.


Note for student employees: You have access to student and employee portals. Changes made in one do not transfer to the other. In order for your changes to take effect, you must make adjustments in both portals.




University of Colorado

Boulder | Colorado Springs | Denver | Anschutz Medical Campus


Click on your campus to log in.



CU Boulder



UCCS



CU Denver

Need help accessing the portal?

- [CU Boulder](#) [3]
- [UCCS](#) [4]
- [CU Denver and CU Anschutz](#) [5]_ [6]
- [CU System](#) [7]

Groups audience:

Employee Services

Right Sidebar:

ES: Payroll Contact

Source URL: <https://www.cu.edu/employee-services/payroll/self-service/cu-resources-portal>

Links

[1] <https://www.cu.edu/employee-services/payroll/self-service/cu-resources-portal> [2] <http://my.cu.edu>

[3] <https://spot.colorado.edu/~mycuinfo/help/> [4] <https://www.uccs.edu/oit/services/identity-and-access/portal> [5] <http://www.ucdenver.edu/students/portal/Pages/default.aspx>

[6] <https://passport.ucdenver.edu/oim> [7] <https://www.cu.edu/uis/uis-service-desk>